



**Hawaii High School Athletic Association
2017 Division I Boys Basketball Record Book**



Hawaii High School Athletic Association Boys Division I State Basketball Tournament Records.

Division A (1957-64), Division AA (1965-2006), Division I (2007-2016)



Iolani's Hugh Hogland earned most outstanding player honors in the 2016 tournament.

ACKNOWLEDGEMENTS:

Researched and compiled by Thomas Yoshida

Additional information provided by: Stacy Kaneshiro, Bobby Command, Natalie Iwamoto, Jerry Campany.

Cover photo: Andrew Lee

Mahalo to the Hawaii High School Athletic Association:

Chris Chun, Executive Director, Russell Aoki, Natalie Iwamoto



'Iolani's Derrick Low is the only player to earn three most outstanding player awards and appeared on the all-tournament team in four consecutive years.
(Star-Advertiser photo)

Individual Records

Key to abbreviations: 1st (first round, since 1983); Qtr (quarterfinal (final 8) since 1957); semi (semifinal); final (Championship); 5 semi (5th place semifinal); 3rd/5th (3rd or 5th place); cons (consolation, since 1983); confin (Consolation championship).

MOST POINTS (All rounds)

- 43, Sam Johnson, Moanalua vs. Punahou (3OT), 3/13/1981, semi (17-31 FG, 9-15 FT)
- 42, Levi Bartholomew, Waiakea vs. Mililani (2OT), 2/27/2003, cons, (14-22 FG, 13-17 FT, 1-3 3FG)
- 38, Ia Saipaia, Punahou vs. Kailua, 3/8/1975, final (15-23 FG, 8-9 FT)
- 38, Kahi Villa, Kamehameha vs. Hilo, 3/10/1994, Qtr, (14 FG, 10-15 FT, 0 3FG)
- 38, Joshua Burnett, Maryknoll vs. Campbell, 2/22/2014, 3rd (12-24 FG, 12-16 FT, 2-7 3FG)
- 36, Teddy Agullana, Castle vs. Waiakea, 3/10/1990, confin (10 FG, 16-17 FT, 0 3FG)
- 35, Sam Johnson, Moanalua vs. Kapaa, 3/12/1981, Qtr (13 FG, 9-14 FT)
- 35, Bruce Ferreira, Hilo vs. Moanalua, 3/12/1987, Qtr (11 FG, 13-16 FT)
- 35, Kyle Pape, Iolani vs. Campbell, 2/25/2005, semi (10-18 FG, 11-11 FT, 4 3FG)
- 34, Rick Wagner, Leilehua vs. Punahou, 3/9/1973, semi (10 FG, 14 FT)
- 34, Ramsey Williams, Moanalua vs. Kalaheo (2OT), 2/21/1997, semi (9 FG, 10-10 FT, 6 3FG)
- 34, Junior Ale, Kahuku vs. Honokaa (OT), 2/21/2006, 1st (12 FG, 6-10 FT, 4 3FG)

MOST POINTS (Championship game)

- 38, Ia Saipaia, Punahou vs. Kailua, 3/8/1975 (15-23 FG, 8-9 FT)
- 33, Derrick Low, Iolani vs. Kalaheo, 2/23/2002 (12-15 FG, 7-9 FT, 2-3 3FG)
- 32, Leroy Lutu, University vs. Punahou, 3/8/1980 (9 FG, 16-17 FT)
- 31, Louie Vargas, Kamehameha vs. Hilo, 3/7/1992 (8-13 FG, 11-18 FT, 4 3FG)
- 30, D.C. Daniels, Kalaheo vs. Iolani, 2/24/2001 (6-15 FG, 18-22 FT, 0-1 3FG)
- 30, Kaleb Gilmore, Kalaheo vs. Iolani, 2/28/2015 (5-11 FG, 18-20 FT, 2-3 3FG)
- 27, Kyle Pape, Iolani vs. Kahuku, 2/26/2005 (7-15 FG, 12-14 FT, 1-5 3FG)
- 27, Kainoa Chu, Iolani vs. Punahou, 3/6/2010 (7-11 FG, 8-10 FT, 5-7 3FG)
- 25, Ed Bento, Jr., St. Joseph vs. Saint Louis, 2/22/1958 (9 FG, 7-10 FT)
- 25, Pete Smith, Kailua vs. Saint Louis, 3/4/1972 (9 FG, 7 FT)
- 25, Richard Haenisch, Punahou vs. University, 3/8/1980 (6 FT, 13-14 FT)
- 25, Tod Bello, Hilo vs. Kamehameha, 3/7/1992 (7-8 FG, 10-11 FT, 1 3FG)
- 24, Willi Pearson, Kailua vs. Punahou, 3/8/1975 (12 FG, 0-0 FT)
- 24, Kahi Villa, Kamehameha vs. Iolani, 3/12/1994 (8-18 FG, 8-9 FT)
- 24, Derrick Low, Iolani vs. Kalaheo, 2/29/2004 (8-17 FG, 6-8 FT, 2-4 3FG)
- 24, Joshua Ko, Kalaheo vs. Maryknoll, 2/23/2013 (7-9 FG, 8-10 FT, 2-2 3FG)
- 23, Howie Dunnam, Saint Louis vs. Kamehameha, 3/5/1966 (9 FG, 5 FT)
- 23, Alan Tanabe, Hilo vs. Leilehua, 3/10/1973 (8 FG, 7 FT)
- 23, Ramsey Williams, Moanalua vs. Iolani, 2/22/1997 (7-14 FG, 4-4 FT, 5 3FG)
- 23, Bobby Nash, Iolani, Kalaheo vs. 2/24/2001 (9-13 FG, 4-9 FT, 1-1 3FG)
- 23, Micah Christensen, Punahou vs. Iolani, 3/6/2010 (9-18 FG, 5-7 FT, 0-1 3FG)

MOST POINTS (Semifinals)

- 43, Sam Johnson, Moanalua vs. Punahou (3OT), 3/13/1981 (17-31 FG, 9-15 FT)
- 35, Kyle Pape, Iolani vs. Campbell, 2/25/2005 (10-18 FG, 4 3FG, 11-11 FT)
- 34, Rick Wagner, Leilehua vs. Punahou, 3/9/1973 (10 FG, 14 FT)
- 34, Ramsey Williams, Moanalua vs. Kalaheo (2OT), 2/21/1997 (9 FG, 6 3FG, 10-10 FT)
- 28, Julien Sensely, Kalaheo vs. Saint Louis, 2/18/1999 (8-10 FG, 6-6 FT, 6-8 3FG)
- 28, Micah Christensen, KS Kapalama vs. AOP, 2/18/2011 (8-14 FG, 8-11 FT, 4-7 3FG)
- 28, Hugh Hogland, Iolani vs. Kaiser, 2/19/2016 (12-18 FG, 4-7 FT, 0-0 3FG)
- 27, Wayne Foster, Kamehameha vs. St. Anthony, 2/27/1959 (11 FG, 5 FT)
- 27, Dennis Maedo, Hilo vs. Kamehameha, 3/9/1962 (12 FG, 3 FT)
- 27, Jarrin Akana, Molokai vs. University, 3/11/1988 (9 FG, 4-5 FT, 5 3FG)
- 27, Keone Reyes, Kaimuki vs. KS Hawaii, 2/22/2007 (10-14 FG, 7-11 FT)

MOST POINTS (Quarterfinals)

- 38, Kahi Villa, Kamehameha vs. Hilo, 3/10/1994 (14 FG, 10-15 FT)
- 35, Sam Johnson, Moanalua vs. Kapaa, 3/12/1981 (13 FG, 9-14 FT)
- 35, Bruce Ferreira, Hilo vs. Moanalua, 3/12/1987 (11 FG, 13-16 FT)
- 33, Kyle Bartholomew, Waiakea vs. Kalani, 2/17/1999 (12-17 FG, 3-3 3FG, 6-9 FT)
- 32, Darnell Arceneaux, Saint Louis vs. Roosevelt, 3/2/1995 (9 FG, 3 3FG, 0-0 FT)
- 31, Eric Marshall, Leilehua vs. Iolani, 2/22/2001 (9-17 FG, 0 3FG, 13-14 FT)
- 31, Jeremiah Ostrowski, Punahou vs. Baldwin, 2/24/2005 (11-24 FG, 3 3FG, 6-8 FT)
- 31, Kyle Pape, Iolani vs. Kalaheo, 2/24/2005 (8-14 FG, 1 3FG, 14-15 FT)

MOST POINTS (First round, since 1983)

- 34, Junior Ale, Kahuku vs. Honokaa, 2/21/2006 (12 FG, 6-10 FT, 4 3FG)
- 33, Jorgen Goller, Kauai vs. Roosevelt, 3/1/1995 (12 FG, 7-10 FT, 2 3FG)
- 30, Everett Frye, Kalani vs. Lahainaluna, 2/16/1999 (12 FG, 5-5 FT, 1-4 3FG)
- 29, Ty Brauch, Maui vs. Kamehameha, 3/7/1990 (10 FG, 6-8 FT, 3 3FG)
- 27, Chris Togiai, McKinley vs. Baldwin, 3/8/1989 (11 FG, 5-7 FT)
- 27, Ken Houpo, Baldwin vs. Roosevelt, 3/4/1992 (9 FG, 6-8 FT, 3 3FG)
- 27, D.C. Daniels, Kalaheo vs. Honokaa, 2/22/2000 (11-18 FG, 4-4 FT, 1 3FG)
- 27, Jordon Dizon, Waimea vs. Mililani, 2/20/2002 (stats n/a)
- 27, Jeremiah Ostrowski, Punahou vs. Waiakea, 2/23/2005 (9-24 FG, 7-11 FT, 2 3FG)
- 27, Mike Makinano, Campbell vs. Saint Louis, 2/21/2006 (10 FG, 4-6 FT, 3 3FG)

MOST POINTS (Consolation Final, since 1983)

- 36, Teddy Agullana, Castle vs. Waiakea, 3/10/1990 (10 FG, 16-17 FT, 0 3FG)
- 30, Jamie Ahu, Waiakea vs. Castle, 3/10/1990 (12 FG, 6-8 FT, 0 3FG)
- 28, Brandon Kauhi, Hilo vs. Mililani, 2/21/1998 (stats N/A)
- 28, Derek Gabriel, Honokaa vs. Mililani, 2/25/2000 (stats N/A)

MOST POINTS (3rd place game)

- 38, Joshua Burnett, Maryknoll vs. Campbell, 2/22/2014 (12-24 FG, 12-16 FT, 2-7 3FG)
- 33, Alike Smith, Kalaheo vs. Baldwin, 3/12/1994 (10 FG, 5-6 FT, 8 3FG)
- 32, Kawika Akana, Baldwin vs. Kohala, 3/10/1979 (13 FG, 6-8 FT)
- 30, Sy Frazier, Honokaa vs. Iolani, 3/11/1989 (stats N/A)

MOST POINTS (5th place game)

- 33, Brandyn Akana, Molokai vs. Roosevelt, 3/7/1992 (12 FG, 6-7 FT, 3 3FG)
- 31, Joe Estrella, St. Joseph vs. St. Anthony, 3/8/1969 (8 FG, 15 FT)
- 29, Paul Martin, Leilehua vs. Hilo, 3/13/1976 (12 FG, 5-7 FT)
- 29, Mike Hooper, Molokai vs. Roosevelt, 3/7/1992 (12 FG, 2-2 FT, 3 3FG)

MOST POINTS (Consolation game, since 1983)

- 42, Levi Bartholomew, Waiakea vs. Mililani, 2/27/2003 (14-22 FG, 13-17 FT, 1-3 3FG)
- 33, Teddy Agullana, Castle vs. Kamehameha, 3/9/1990 (12 FG, 8-14 FT, 1 3FG)
- 31, Fia Mafua, Kaimuki vs. St. Joseph, 3/9/1989 (stats N/A)
- 31, Va'afuti Tavana, Kauai vs. KS Maui, 2/24/2005 (11-18 FG, 9-13 FT, 0 3FG)
- 30, Michael Makinano, Campbell vs. Kalaheo, 2/21/2008 (7 FG, 11-12 FT, 5 3FG)

MOST POINTS (5th place semifinal)

- 31, Teva Eldridge, Baldwin vs. Pearl City, 2/22/2013 (9 FG, 13-13 FT, 0 3FG)
- 31, Clifton Jones, Kahuku vs. Hilo, 3/1/1996 (11 FG, 9-16 FT, 0 3FG)
- 30, Leroy Lutu, University vs. Waipahu, 3/9/1979 (13 FG, 4-6 FT)

30, Pat McGinn, Damien vs. Lahainaluna, 3/8/1974 (stats N/A)
30, Mariano Facuri, St. Anthony vs. Leilehua, 3/4/1966 (14 FG, 2-5 FT)

MOST POINTS (Play-in game)

27, Leo Leopoldo, Farrington vs. Punahou, 3/2/1984 (11 FG, 5-8 FT)
26, Barry Naone, Punahou vs. Farrington, 3/2/1984 (7 FG, 12-17 FT)
25, Lenny Kai, Kamehameha vs. Radford, 3/5/1988 (8 FG, 5-7 FT, 4 3FG)

HIGHEST PERCENTAGE POINTS RESPONSIBLE FOR (All rounds)

.741, Sam Johnson, Moanalua vs. Punahou (3OT), 3/13/1981, semi (scored 43 of 58 total points)
.609, Richard Haenisch, Punahou vs. University, 3/8/1980, final (scored 25 of 41 total points)
.596, Ramsey Williams, Moanalua vs. Kalaheo (2OT), 2/21/1997, semi (scored 34 of 57 total points)
.587, Kainoa Chu, Iolani vs. Punahou, 3/6/2010, final (scored 27 of 46 total points)
.569, Derrick Low, Iolani vs. Kalaheo, 2/23/2002, final (scored 33 of 58 total points)
.566, Kaleb Gilmore, Kalaheo vs. Iolani, 2/28/2015 final (scored 30 of 53 total points)
.538, Kyle Pape, Iolani vs. Campbell, 2/25/2005, semi (scored 35 of 65 total points)
.534, Teva Eldridge, Baldwin vs. Pearl City, 2/22/2013, 5 semi (scored 31 of 58 total points)
.533, Leroy Lutu, University vs. Punahou, 3/8/1980, final (scored 32 of 60 total points)

FIELD GOALS

17, Sam Johnson, Moanalua vs. Punahou (3OT), 3/13/1981, semi (17-31 FG)
15, Ia Saipaia, Punahou vs. Kailua, 3/8/1975, final (15-23 FG)
14, Levi Bartholomew, Waiakea vs. Mililani (2OT), 2/27/2003, cons, (14-22 FG)
14, Kahi Villa, Kamehameha vs. Hilo, 3/10/1994, Qtr, (14 FG)
14, Randy Borden, Kaimuki vs. Punahou, 3/6/1971, 3rd, (14 FG)
14, Mariano Facuri, St. Anthony vs. Leilehua, 3/4/1966, 5 semi (14 FG)

FIELD-GOAL PERCENTAGE (Minimum 10 FGM)

100% (11-11), Beau Albrechtson, Kaimuki vs. Saint Louis, 2/21/2007, Qtr.
100% (10-10), Les Kahalekai, Kamehameha vs. Hilo, 3/4/1966, semi

THREE-POINT FIELD GOALS MADE (Since 1988-89 season)

8, Alika Smith, Kalaheo vs. Baldwin, 3/12/1994, 3rd
7, Ronnie Bumanglag, Moanalua vs. Molokai, 3/6/1992, 5 semi
6, Derek Gabriel, Honokaa vs. Mililani, 2/25/2000, confin
6, Ramsey Williams, Moanalua vs. Kalaheo, 2/21/1997, semi
6, Jacob Abeytia, Baldwin vs. Roosevelt, 3/3/1995, 5 semi
6, Kai Machida, Roosevelt vs. Moanalua, 3/7/1992, 5th

FREE THROWS MADE

18, D.C. Daniels, Kalaheo vs. Iolani, 2/24/2001, final (18-22 FT)
18, Kaleb Gilmore, Kalaheo vs. Iolani, 2/28/2015, final (18-20 FT)
16, Teddy Agullana, Castle vs. Waiakea, 3/10/1990, confin (16-17 FT)
16, Leroy Lutu, University vs. Punahou, 3/8/1980, final (16-17 FT)
16, Kaleb Gilmore, Kalaheo vs. Punahou, 2/26/2015, Qtr (16-17 FT)
15, Joe Estrella, St. Joseph vs. St. Anthony, 3/8/1969, 5th (15 FTM)
15, Brad Stewart, University vs. Farrington, 3/10/1988, Qtr, (15-22 FT)
14, Chris Aiwohi-Kegler, KS Hawaii vs. Campbell, 2/23/2006, 5 semi (14-17 FT)
14, Kyle Pape, Iolani vs. Kalaheo, 2/24/2005, Qtr (14-15 FT)

FREE THROWS ATTEMPTED

- 22, D.C. Daniels, Kalaheo vs. Iolani, 2/24/2001, final (18-22 FT)
- 22, Brad Stewart, University vs. Farrington, 3/10/1988, Qtr, (15-22 FT)

FREE-THROW PERCENTAGE (Minimum 10 FTM)


- 100% (13-13) Teva Eldridge, Baldwin vs. Pearl City, 2/22/2013, 5 semi.
- 100% (11-11) Kyle Pape, Iolani vs. Campbell, 2/25/2005, semi.
- 100% (10-10) Ramsey Williams, Moanalua vs. Kalaheo, 2/21/1997, semi.
- 100% (10-10) Ricky Leong, Maryknoll vs. Baldwin, 3/12/1982, semi.



Kalaheo's Caleb Gilmore is the last player to score 30 or more points in a state tournament game.



Sam Johnson of Moanalua owns the single game record of 43 points in a triple overtime thriller against Punahou in the 1981 semifinal.



Alika Smith of Kalaheo hit a record eight 3-point field goals against Baldwin in 1994. Smith went on to play for the University of Hawai'i. (Star-Advertiser photo)



The Iolani Raiders captured their 10th HHSAA boys basketball title in 2014 with a 43-40 win over Farrington. (HHSAA photo)

Team Records

MOST POINTS (Game)

- 105, University vs. Hilo (57), 3/8/1984, cons (47 FG, 11-13 FT)
- 101, Hilo vs. Kahuku (87) (OT), 3/1/1996, 5 semi (35 FG, 6 3FG, 25-28 FT)
- 93, Kalaheo vs. Waimea (36), 2/21/2006, 1st (34 FG, 3 FG, 22-29 FT)
- 92, Kamehameha vs. St. Anthony (58), 3/7/1964, 3rd (stats n/a)
- 92, Kalaheo vs. Baldwin (58), 3/12/1994, 3rd (27 FG, 12 3FG, 26-39 FT)
- 91, Hilo vs. Moanalua (87), 3/12/1987, qtr (25 FG, 41-62 FT)
- 90, Kalaheo vs. St. Anthony (64), 3/3/1993, 1st (stats n/a)
- 88, Hilo vs. Waimea (65), 2/19/1998, cons (stats n/a)
- 87, Moanalua (L) vs. Hilo (91), 3/12/1987, qtr (33 FG, 21-31 FT)
- 87, Maryknoll vs. Hilo (55), 3/14/1987, 3rd (32 FG, 23-34 FT)
- 87, Kalaheo vs. Hilo (68), 3/3/1995, semi (33 FG, 2 3FG, 19-31 FT)
- 87, Kahuku (L), Hilo (101) (OT), 3/1/1996, 5 semi (31 FG, 2 3FG, 23-42 FT)
- 86, Hilo vs. Maui (60), 3/3/1967, qtr (38 FG, 10-20 FT)
- 86, Waiakea vs. Mililani (80) (2OT), 2/27/2003, cons (stats n/a)
- 86, KS Kapalama vs. Baldwin (38), 2/16/2011, 1st (stats n/a)
- 85, Waiakea vs. Kalani (75), 2/17/1999, qtr (stats n/a)

MOST POINTS (In a loss)

- 87, Moanalua vs. Hilo (91), 2/12/1987, qtr
- 87, Kahuku vs. Hilo (101), 3/1/1996, 5 semi

MOST POINTS (First Quarter)

- 30, Kalaheo vs. Waimea, 2/21/2006, 1st
- 27, Saint Louis vs. Kauai, 3/5/1964, 5 semi
- 27, Punahou vs. Kapaa, 3/6/1969, qtr
- 27, University vs. Hilo, 3/8/1984, cons
- 27, Punahou vs. Kapaa, 2/17/1999, qtr
- 26, Roosevelt vs. Baldwin, 3/4/1992, 1st
- 26, Moanalua vs. Hilo, 2/18/1998, 1st
- 26, Iolani vs. Radford, 2/17/2011, qtr
- 25, Hilo vs. Kamehameha, 3/6/1964, semi
- 25, Mililani vs. Lanai, 3/7/1984, 1st
- 25, Iolani vs. St. Joseph, 3/8/1989, 1st
- 25, Iolani vs. Castle, 2/21/2002, qtr
- 25, Iolani vs. Baldwin, 2/20/2007, 1st

MOST POINTS (Second Quarter)

- 34, University vs. Hilo, 3/8/1984, cons
- 32, Farrington vs. St. Joseph, 3/15/1986, confin
- 29, Punahou vs. Farrington, 3/2/1984, playin
- 29, Kalani vs. Kapaa, 2/18/1999, 5 semi
- 27, University vs. Hilo, 3/7/1980, semi
- 27, Roosevelt vs. Punahou, 3/6/1992, 5 semi
- 27, Kalaheo vs. KS Hawaii, 2/23/2007, 3rd
- 27, KS Kapalama vs. Baldwin, 2/16/2011, 1st
- 27, Mililani vs. KS Hawaii, 2/20/2013, 1st

MOST POINTS (First Half)

61, University vs. Hilo (32), 3/8/1984, cons
55, Farrington vs. St. Joesph (28), 3/15//86, confin
51, Mililani vs. KS Hawaii (28), 2/20/2013, 1st
50, KS Kapalama vs. Baldwin (14), 2/16/2011, 1st
48, Castle vs. Waiakea (34), 3/10/1990, confin
47, Hilo vs. Waimea (36), 3/8/1962, qtr
47, Hilo vs. Maui (30), 3/2/1967, qtr
47, Mililani vs. Lanai (29), 3/7/1984, 1st
47, Kalaheo vs. Baldwin (30), 3/12/1994, 3rd

MOST POINTS (Third Quarter)

31, Kamehameha vs. St. Anthony, 3/7/1964, 5th
31, Kapolei vs. Moanalua, 2/23/2012, cons
30, Punahou vs. Waimea, 3/7/1974, qtr
30, Kalaheo vs. Baldwin, 3/12/1994, 3rd
30, Punahou vs. Waiakea, 2/23/2001, cons
28, Kalaheo vs. Waimea, 2/21/2006, 1st
28, Baldwin vs. Maryknoll, 2/20/2014, qtr
27, Molokai vs. Roosevelt, 3/7/1992, 5th
27, Iolani vs. KS Maui, 2/22/2008, 5 semi
26, Iolani vs. Honokaa, 3/11/1989, 3rd
26, Campbell vs. Baldwin, 2/22/2007, 5 semi
26, Iolani vs. Moanalua, 2/23/2007, 5th
26, Iolani vs. Mililani, 3/4/2010, qtr

MOST POINTS (Fourth Quarter)

35, Radford vs. Kamehameha, 3/5/1988, playin
32, Kahuku vs. Hilo, 3/1/1996, 5 semi
32, Kalani vs. Waiakea, 2/17/1999, qtr
31, Kaimuki vs. Keaau, 3/4/2009, 1st
31, Moanalua vs. Farrington, 2/22/2013, confin
30, Kalaheo vs. Hilo, 3/3/1995, semi
30, Kalaheo vs. Waiakea, 2/20/1997, qtr
30, Kalaheo vs. KS Hawaii, 2/23/2007, 3rd
30, Farrington vs. Moanalua, 2/22/2013, confin
30, Campbell vs. Maryknoll , 2/22/2014, 3rd

MOST POINTS (Second Half)

55, Kamehameha vs. St. Anthony (30), 3/7/1964, 5th
52, Kalaheo vs. St. Anthony (42), 3/3/1993, 1st
52, Kalaheo vs. Hilo (36), 3/3/1995, semi
51, Kahuku vs. Hilo (43), 3/1/1996, 5 semi
51, Mililani vs. Waiakea (32), 2/21/2002, qtr
51, Kalaheo vs. Waimea (17), 2/21/2006, 1st
51, Kaimuki vs. Keaau (33), 3/4/2009, 1st

MOST POINTS (First Overtime)

- 19, Hilo vs. Kahuku, 3/1/1996, 5 semi
- 19, Pearl City vs. Moanalua, 2/20/2013, 1st
- 14, Iolani vs. Kohala, 2/17/1999, cons
- 14, Kalaheo vs. Punahou, 2/22/2013, semi
- 12, Waiakea and Mililani, 2/27/2003, cons
- 12, Waiakea vs. Hilo, 3/4/1995, 3rd
- 12, Hilo vs. Punahou, 3/7/1964, final
- 11, St. Joseph vs. Saint Louis, 2/22/1958, final
- 11, Aiea vs. Kapaa, 2/19/1997, 1st
- 11, Saint Louis vs. Roosevelt, 2/24/2000, semi
- 11, Radford vs. Keaau, 3/5/2009, cons

MOST POINTS (Second Overtime)

- 17, Baldwin vs. Seabury Hall, 2/22/1997, 5th
- 14, Waiakea vs. Mililani, 2/27/2003, cons
- 11, Kailua vs. University, 3/12/1982, semi
- 11, Iolani vs. Kalaheo, 2/21/1998, final

MOST POINTS (Third Overtime)

- 12, Kamehameha vs. Hilo, 3/7/1992, final
- 9, Hilo vs. Kamehameha, 3/7/1992, final
- 7, Baldwin vs. Moanalua, 3/15/1986, 5th
- 4, Punahou vs. Moanalua, 3/13/1981, semi

MOST POINTS (Fourth Overtime)

- 11, Kalaheo vs. Pearl City, 3/15/1986, 3rd

FEWEST POINTS (Game)

- 20, Waimea vs. Punahou (60), 3/5/1970, qtr (9 FG, 2-10 FT)
- 22, Waimea vs. Saint Louis (66), 3/9/1961, qtr (10 FG, 2-7 FT)
- 24, Radford vs. Iolani (64), 2/17/2011, qtr (8 FG, 2 3FG, 6-9 FT)
- 26, Pearl City vs. Acad. of the Pacific (46), 2/22/2012, 1st (9 FG, 8-14 FT)
- 27, Kapaa vs. Saint Louis (61), 2/28/1957, qtr (stats n/a)
- 27, Waialua vs. Hilo (51), 2/28/1957, qtr (stats n/a)
- 27, Hilo vs. Farrington (48), 3/3/1960, qtr (stats n/a)
- 27, Molokai vs. Punahou (55), 3/9/1961, qtr (stats n/a)
- 27, Molokai vs. Hilo (52), 2/28/1963, qtr (stats n/a)
- 27, Lanai vs. Hilo (59), 3/6/1969, qtr (stats n/a)
- 27, Pearl City vs. Maryknoll (61), 3/8/1984, qtr (stats n/a)
- 27, St. Anthony vs. Leilehua (57), 3/5/1993, cons (stats n/a)
- 27, Honokaa vs. Waimea (35), 2/23/2006, cons, (11-39 FG, 2-13 3FG, 3-9 FT)
- 27, Kalaheo vs. Lahainaluna (57), 2/19/2014, 1st (10-32 FG, 2-12 3FG, 5-9 FT)
- 27, Campbell vs. Iolani (29), 2/27/2015, semi (12-35 FG, 3-8 3FG, 0-2 FT)
- 27, Baldwin vs. Iolani (43), 2/18, 2016, qtr (11-46 FG, 1-4 3FG, 4-5 FT)
- 28, Kalaheo vs. Punahou (51), 3/7/2009, 5th (stats n/a)

FEWEST POINTS (In a win)

- 29, Iolani vs. Campbell (27), 2/27/2015, semi
- 30, KS Kapalama vs. Kealakehe (28), 2/20/2002, 1st
- 31, Waipahu vs. Waimea (28), 2/28/1963, qtr

FEWEST POINTS (First Quarter)

- 1, Lanai vs. Hilo, 3/6/1969, qtr
- 1, Waiakea vs. Maryknoll, 3/11/1982, qtr
- 1, Waimea vs. Honokaa, 2/23/2006, cons
- 2, Waimea vs. Saint Louis, 3/9/1961, qtr
- 2, St. Anthony vs. Punahou, 2/28/1963, qtr
- 2, St. Anthony vs. Waimea, 3/1/1963, 5 semi
- 2, Baldwin vs. Kalaheo, 3/13/1986, qtr
- 2, Kaimuki vs. Saint Louis, 3/8/1989, 1st
- 2, Kaimuki vs. Saint Louis, 3/4/1993, qtr
- 2, Waimea vs. Kaimuki, 2/18/1998, 1st
- 2, Lahainaluna vs. Roosevelt, 2/23/2000, qtr
- 2, Campbell vs. Saint Louis, 2/20/2007, 1st
- 2, Leilehua vs. Campbell, 2/19/2014, 1st
- 2, Farrington vs. Iolani, 2/22/2014, final
- 2, Iolani vs. Campbell, 2/27/2015, semi)

FEWEST POINTS (Second Quarter)

- 1, Honokaa vs. KS Kapalama, 2/16/2008, playin
- 2, Lanai vs. Kaimuki, 2/28/1957, qtr
- 2, Iolani vs. Baldwin, 2/29/1996, qtr
- 2, Baldwin vs. Iolani, 2/18/2016, qtr
- 3, Waimea vs. Farrington, 2/26/1959, qtr
- 3, St. Joseph vs. Pearl City, 3/12/1986, 1st
- 3, Pearl City vs. Maryknoll, 3/14/1986, semi
- 3, Kaimuki vs. Moanalua, 3/11/1994, 5 semi
- 3, Seabury Hall vs. Hilo, 2/20/1997, qtr
- 3, Waiakea vs. Kalaheo, 2/20/1997, qtr
- 3, Seabury Hall vs. Waiakea, 2/20/1998, 5 semi
- 3, Kapaa vs. Punahou, 2/17/1999, qtr
- 3, Radford vs. Kalaheo, 2/25/2000, 5th
- 3, Mililani vs. Kalaheo, 2/21/2013, qtr

FEWEST POINTS (First Half)

- 7, Honokaa (6 1st, 1 2nd) vs. KS Kapalama, 2/16/2008, playin
- 7, Mililani (4 1st, 3 2nd) vs. Kalaheo, 2/21/2013, qtr
- 9, Waimea vs. Farrington, 2/26/1959, qtr
- 9, Waimea vs. Kahuku, 3/6/1970, 5 semi
- 9, Pearl City vs. Maryknoll, 3/8/1984, qtr
- 9, Waiakea vs. Punahou, 3/12/1987, qtr
- 9, Saint Louis vs. Kalaheo, 3/4/1995, final
- 9, Leilehua vs. Kalaheo, 2/20/2014, cons

FEWEST POINTS (Third Quarter)

- 1, Hilo vs. Lanai, 3/8/1968, 5 semi
- 2, Molokai vs. Baldwin, 3/3/1960, qtr
- 2, Saint Louis vs. Laupahoehoe, 3/4/1960, semi
- 2, Waimea vs. Punahou, 3/5/1970, qtr
- 2, Hilo vs. Punahou, 3/7/1975, semi
- 2, Leilehua vs. Kamehameha, 3/11/1976, qtr
- 2, Punahou vs. Radford, 3/12/1977, final
- 2, Lahainaluna vs. University, 3/6/1980, qtr

- 2, Radford vs. Roosevelt, 3/9/1990, 5 semi
- 2, Baldwin vs. Kalaheo, 3/8/1991, semi
- 2, Pearl City vs. Punahou, 3/4/1992, 1st
- 2, Punahou vs. Aiea, 3/5/1993, semi
- 2, Mililani vs. Punahou, 2/21/2008, qtr
- 2, Nanakuli vs. Saint Louis, 3/10/2011, qtr
- 2, Pearl City vs. AOP, 2/22/2012, 1st
- 2, Campbell vs. Iolani, 2/27/2015, semi

FEWEST POINTS (Fourth Quarter)

- 0, University vs. Kailua, 3/12/1982, semi
- 1, Baldwin vs. Kaiser, 3/1/1996, 5 semi
- 2, Hilo vs. Farrington, 2/27/1959, semi
- 2, Kailua vs. University, 3/12/1982, semi
- 2, Baldwin vs. Punahou, 2/23/2002, confin
- 2, Kalaheo vs. Waiakea, 2/21/2014, confin
- 3, Baldwin vs. Laupahoehoe, 3/5/1960, 3rd
- 3, Kauai vs. St. Joseph, 3/4/1965, qtr
- 3, Hilo vs. Kapaa, 3/10/1978, 5 semi
- 3, Kapaa vs. Hilo, 3/10/1978, 5 semi
- 3, Baldwin vs. Roosevelt, 2/17/2011, cons

FEWEST POINTS (Second Half)

- 7, Waimea vs. Punahou, 3/5/1970, qtr
- 7, Baldwin vs. Kaiser, 3/1/1996, 5 semi
- 8, Lanai vs. Hilo, 3/8/1968, 5 semi
- 8, Pearl City vs. AOP, 2/22/2012, 1st

FEWEST POINTS (First Overtime)

- 0, Hilo vs. Kapaa, 3/10/1978, 5 semi
- 0, Waipahu and Hilo, 3/8/1980, 3rd
- 0, Punahou and Moanalua, 3/13/1981, semi
- 0, Pearl City vs. Punahou, 3/10/1984, 5th
- 0, Hilo and Kalaheo, 3/6/1992, semi
- 0, Hilo and Kamehameha, 3/7/1992, final

FEWEST POINTS (Second Overtime)

- 0, Punahou and Moanalua, 3/13/1981, semi
- 0, Waipahu vs. Punahou, 3/9/1984, 5 semi
- 0, Kalaheo and PC, 3/15/1986, 3rd
- 0, Kalaheo vs. Hilo, 3/6/1992, semi
- 0, Baldwin vs. Kalaheo, 2/20/2016, 5th
- 1, Hilo vs. Kalaheo, 3/6/1992, semi

FEWEST POINTS (Third Overtime)

- 3, Moanalua vs. Punahou, 3/13/1981, semi
- 2, Kalaheo and Pearl City, 3/15/1986, 3rd
- 2, Moanalua, Baldwin, 3/15/1986, 5th

FEWEST POINTS (Fourth Overtime)

- 3, Pearl City vs. Kalaheo, 3/15/1986, 3rd

LARGEST FIRST HALF LEAD

36, KS Kapalama (50) vs. Baldwin (14), 2/16/2011, 1st
29, University (61) vs. Hilo (32), 3/8/1984, cons
29, Punahou (39) vs. Kapaa (10), 2/17/1999, qtr
28, Kamehameha (45) vs. Kaimuki (17), 3/4/1971, semi
28, Iolani (45) vs. Castle (17), 2/21/2002, qtr

LARGEST SECOND HALF DIFFERENCE (3rd qtr-4th qtr)

34, Punahou (29+15=44), Kapaa (2+8=10), 3/8/1979, qtr
34, Kalaheo (28+23=51), Waimea (9+8=17), 2/21/2006, 1st
31, Iolani (18+23=41), Baldwin (3+7=10), 3/11/1994, semi
30, Kamehameha (16+26=42), Leilehua (2+10=12), 3/11/1976, qtr

LARGEST WINNING MARGIN

57, Kalaheo (93) vs. Waimea (36), 2/21/2006, 1st
48, KS Kapalama (86) vs. Baldwin (38), 2/16/2011, 1st
48, University (105) vs. Hilo (57), 3/8/1984, cons
48, Punahou (77) vs. Kapaa (29) 3/8/1979, qtr
44, Saint Louis (66) vs. Waimea (22), 3/9/1961, qtr
43, Kamehameha (79), Leilehua (36), 3/11/1976, qtr
43, Punahou (83), Konawaena (40), 2/27/2015, 5 semi
41, Saint Louis 76 vs. Kauai (35), 3/5/1965, 5semi
40, Iolani (64) vs. Radford (24), 2/17/2011, qtr

MOST POINTS BY LOSING TEAM

87, Moanalua (87) vs. Hilo (91), 3/12/1987, qtr
87, Kahuku (87) vs. Hilo (101) (OT), 3/1/1996, 5 semi
80, Roosevelt (80) vs. Molokai (82), 3/7/1992, 5th
80, Mililani (80) vs. Waiakea (86) (OT), 2/27/2003, cons
75, Kalani (75) vs. Waiakea (85), 2/17/1999, qtr
73, Lahainaluna (73) vs. Moanalua (84), 3/13/1986, 5 semi
73, Hilo (73) vs. Kamehameha (76) (3OT), 3/7/1992, final

FEWEST POINTS BY WINNING TEAM

29, Iolani (29) vs. Campbell (27), 2/27/2015, semi
30, KS Kapalama (30) vs. Kealakehe (28), 2/20/2002, 1st
31, Waipahu (31) vs. Waimea (28), 2/28/1963, qtr
31, Farrington (31) vs. McKinley (24), 2/22/2008, semi
33, Kaiser (33) vs. Baldwin (32), 3/1/1996, 5 semi
35, Baldwin (35) vs. Radford (32), 2/23/2000, qtr
35, Waimea (35) vs. Honokaa (27), 2/23/2006, cons

FIELD GOALS MADE

47, University (105) vs. Hilo (57), 3/8/1984, cons (47 FG, 11-13 FT)
38, Hilo (86) vs. Maui (60), 3/3/1967, qtr (38 FG, 10-20 FT)
35, Hilo (101), Kahuku (87) (OT), 3/1/1996, 5 semi (35 FG, 6 3FG, 25-28 FT)

FEWEST FIELD GOALS MADE

8, Radford (24) vs. Iolani (64), 2/17/2011, qtr (8 FG, 2 3FG, 6-9 FT)
9, Waimea (20) vs. Punahou (60), 3/5/1970, qtr (9 FG, 2-10 FT)
9, Pearl City (26) vs. Acad. of the Pacific (46), 2/22/2012, 1st (9 FG, 8-14 FT)
10, Waimea (22) vs. Saint Louis (66), 3/9/1961, qtr (10 FG, 2-7 FT)

THREE-POINT FIELD GOALS MADE

- 12, Kalaheo (92) vs. Baldwin (58), 3/12/1994, 3rd
- 12, Punahou (83) vs. Konawaena (40), 2/27/2015, 5 semi

FREE THROWS MADE

- 41, Hilo (91) vs. Moanalua (87), 3/12/1987, qtr (41-62 FT)

FEWEST FREE THROWS MADE

- 1, Kapaa (29) vs. Punahou (77), 3/8/1979, qtr (1-3 FT)
- 1, Kahuku (37) vs. Punahou (45), 3/11/1987, 1st (1-4 FT)
- 1, Baldwin (59) vs. Roosevelt (65), 3/3/1995, 5 semi (1-11 FT)

FREE THROWS ATTEMPTED

- 62, Hilo (91) vs. Moanalua (87), 3/12/1987, qtr (41-62 FT)

FEWEST FREE THROWS ATTEMPTED

- 3, Kapaa (29) vs. Punahou (77), 3/8/1979, qtr (1-3 FT)
- 4, Kahuku (37) vs. Punahou (45), 3/11/1987, 1st (1-4 FT)

Two-team Records

MOST POINTS IN A GAME

- 188, Hilo (101), Kahuku (87), 3/1/1996, 5 semi (OT)
- 178, Hilo (91), Moanalua (87), 3/12/1987, qtr
- 166, Waiakea (86), Mililani (80), 2/27/2003, cons (2OT)
- 162, University (105), Hilo (57), 3/8/1984, cons
- 160, Waiakea (85), Kalani (75), 2/17/1999, qtr

MOST POINTS IN A HALF (First Half)

- 90, Punahou (46), Farrington (44), 3/2/1984, playin

MOST POINTS IN A HALF (Second Half)

- 94, Roosevelt (48), Molokai (46), 3/7/1992, 5th
- 94, Kalaheo (52), St. Anthony (42), 3/3/1993, 1st
- 94, Kahuku (51), Hilo (43), 3/1/1996, 5 semi
- 93, Farrington (48), Moanalua (45), 2/22/2013, confin
- 91, Maryknoll (49), Campbell (42), 2/22/2014, 3rd

FEWEST POINTS IN A GAME

- 56, Iolani (29), Campbell (27), 2/27/2015, semi
- 58, KS Kapalama (30), Kealakehe (28), 2/20/2002, 1st
- 59, Waipahu (31), Waimea (28), 2/28/1963, qtr
- 62, Waimea (35), Honokaa (27), 2/23/2006, cons

LONGEST GAME (MOST OVERTIMES)

- 4, Kalaheo (60) vs. Pearl City (52), 3/15/1986, 3rd
- 3, Punahou (59) vs. Moanalua (58), 3/13/1981, semi
- 3, Kamehameha (76) vs. Hilo (73), 3/7/1992, final
- 3, Baldwin (68) vs. Moanalua (63), 3/15/1986, 5th
- 3, KS Kapalama (63) vs. Kaimuki (57), 3/6/2009, semi

Team Apperances

MOST APPERANCES

- 41, Hilo Vikings, 1957-2012
- 41, Punahou, 1958-2016
- 37, Baldwin, 1960-2016
- 32, Kalaheo, 1976-2016
- 28, KS Kapalama, 1959-2012
- 27, Kahuku, 1958-2016
- 23, Saint Louis, 1957-2007
- 24, Iolani, 1975-2016
- 21, Kapaa, 1957-2001
- 21, Lahainaluna, 1957-2016

LONGEST DROUGHT BETWEEN APPERANCES

- 25 years, Kailua (Appeared 1991 then 2016)
- 23 years, St. Anthony (Appeared 1970 then 1993)
- 22 years, Honokaa (Appeared 1966 then 1988)
- 22 years, Kalani (Appeared 1978 then 1999)
- 22 years, Kauai (Appeared 1968 then 1990)
- 21 years, Farrington (Appeared 1989 then 2010)
- 20 years, Pearl City (Appeared 1992 then 2012)

MOST CONSECUTIVE APPERANCES (ALL-TIME)

- 26, Kalaheo (1984 through 2009)
- 17, Hilo (1957 through 1973)
- 16, Iolani (1996 through 2011)
- 13, Baldwin (1985 through 1997)

MOST CONSECUTIVE APPERANCES (CURRENT)


- 4, Kalaheo (2013 through 2016)
- 4, Konawaena (2013 through 2016)
- 3, Iolani (2014 through 2016)
- 3, Lahaiialuna (2014 through 2016)
- 3, Leilehua (2014 through 2016)

MOST TOURNAMENT GAMES PLAYED:

- 137, Punahou (41 app., 97 wins, 40 losses)
- 114, Hilo (41 app., 53, wins, 61 losses)
- 101, Baldwin (37 app., 39 wins, 62 losses)
- 101, Kalaheo (32 app., 67 wins, 34 losses)

BEST WINNING DIVISION I PERCENTAGE (min. 20 games):

- .760, University (8 appearances, 19 wins, 6 losses)
- .759, Iolani (24 apperances, 60 wins, 19 losses)
- .731, Saint Louis (23 appearances, 57 wins, 21 losses)
- .714, Maryknoll (11 appearances, 25 wins, 10 losses)



Kyle Pape and Dr. Mark Mugiishi were a part of Iolani's 2005 state championship run. Mugiishi coached Iolani to seven of the Raiders' 11 state titles. (Star-Advertiser photo)

MOST WINS

- 97, Punahou (41 appearances, 97 wins, 40 losses)
- 67, Kalaheo (32 appearances, 67 wins, 34 losses)
- 66, KS Kapalama (28 appearances, 66 wins, 28 losses)
- 60, Iolani (24 appearances, 60 wins, 19 losses)
- 57, Saint Louis (23 appearances, 57 wins, 21 losses)
- 53, Hilo (41 appearances, 53 wins, 61 losses)

MOST CONSECUTIVE TOURNAMENT WINS

- 16, Iolani (2/21/2001 through 2/20/2007)
- 13, Saint Louis (3/5/65 through 3/3/1972)
- 11, Punahou (3/8/1979 through 3/7/1984)

MOST LOSSES

- 62, Baldwin (37 appearances, 39 wins, 62 losses)
- 61, Hilo (41 appearances, 53 wins, 61 losses)
- 40, Punahou (41 appearances, 97, wins, 40 losses)
- 40, Kapaa (21 appearances, 11, wins, 40 losses)

MOST STATE CHAMPIONSHIPS

- 11, Iolani (24 appearances - 1983-94-98-2002-03-04-05-06-10-14-15-16)
- 10, Punahou (41 appearances - 1970-74-75-79-80-81-90-99-2008-12)
- 7, KS Kapalama (26 appearances - 1962-63-65-76-92-2009-11)
- 6, Saint Louis (23 appearances - 1957-61-66-67-68-86)
- 5, Kalaheo (32 appearances – 1985-95-2001-13-15)

MOST RUNNER-UP FINISHES

- 10, Punahou (41 appearances)
- 7, KS Kapalama (26 appearances)
- 6, Saint Louis (23 appearances)
- 6, Kalaheo (32 appearances)
- 6, Maryknoll (11 appearances)

MOST THIRD PLACE FINISHES

- 7, Hilo (41 appearances)
- 6, Punahou (41 appearances)
- 6, Kalaheo (32 appearances)
- 6, Baldwin (37 appearances)

MOST FOURTH PLACE FINISHES

- 9, Hilo (41 appearances)
- 4, Baldwin (37 appearances)
- 4, Punahou (41 appearances)

MOST FIFTH PLACE FINISHES

- 6, Kalaheo (32 appearances)
- 5, Kahuku (27 appearances)
- 4, Hilo (41 appearances)
- 4, Punahou (41 appearances)

Seeding Records SEEDING YEAR-BY-YEAR

Year	#1 Seed	#2 Seed	#3 Seed	#4 Seed
1957	Saint Louis/Hilo HIL/BIIF			
1958	St. Joseph/Saint Louis BIIF/HIL			
1959	Kamehameha HIL	Farrington HIL	Hilo BIIF	Kahuku ROIA
1960	Farrington HIL	Saint Louis Hilo	Laupahoehoe BIIF	Baldwin MIL
1961	Saint Louis ILH	Punahou ILH	St. Anthony MIL	Hilo BIIF
1962	Punahou ILH	Kamehameha ILH	Hilo BIIF	Radford ROIA
1963	Kamehameha ILH	Punahou ILH	Waipahu ROIA	Hilo BIIF
1964	Punahou ILH	Kamehameha ILH	Hilo BIIF	St. Anthony MIL
1965	Kamehameha ILH	Saint Louis ILH	St. Joseph BIIF	Hilo BIIF
1966	Saint Louis ILH	Kamehameha ILH	Kahuku ROIA	Leilehua ROIA
1967	Saint Louis ILH	Hilo BIIF	Kahuku ROIA	Punahou ILH
1968	Saint Louis ILH	Punahou ILH	Kahuku ROIA	Kailua ROIA
1969	Punahou ILH	Hilo BIIF	Kamehameha ILH	Radford ROIA
1970	Farrington ILH	Punahou ILH	Hilo BIIF	Castle ROIA
1971	Kamehameha ILH	Radford OIA	Punahou ILH	Kaimuki OIA
1972	Radford OIA	Punahou ILH	Saint Louis ILH	Kailua OIA
1973	Radford OIA	Punahou ILH	Hilo BIIF	Roosevelt OIA
1974	Punahou ILH	Farrington OIA	Radford OIA	Kailua OIA
1975	Kailua OIA	Punahou ILH	Iolani ILH	Leilehua OIA
1976	Kalaheo OIA	Maryknoll ILH	Kamehameha ILH	Hilo BIIF
1977	Radford OIA	Punahou ILH	Kahuku OIA	Saint Louis ILH
1978	Radford OIA	Punahou ILH	Baldwin BIIF	University ILH
1979	Punahou ILH	University ILH	Waipahu OIA	Baldwin BIIF
1980	University ILH	Waipahu OIA	Punahou ILH	Farrington OIA

Year	#1 Seed	#2 Seed	#3 Seed	#4 Seed
1981	Moanalua OIA	Maryknoll ILH	Hilo BIIF	Punahou ILH
1982	Kailua OIA	Maryknoll ILH	Radford OIA	University ILH
1983	Farrington OIA	University ILH	Kohala BIIF	Maui MIL
1984	Kalaheo OIA	Maryknoll ILH	Kohala BIIF	Maui MIL
1985	Kalaheo OIA	Maryknoll ILH	Maui MIL	Hilo BIIF
1986	Maryknoll ILH	Kalaheo OIA	Hilo BIIF	Lahainaluna MIL
1987	Moanalua OIA	Maryknoll ILH	Waiakea BIIF	Lahainaluna MIL
1988	University ILH	Leilehua OIA	Honokaa BIIF	Molokai MIL
1989	Radford OIA	Honokaa BIIF	Kamehameha ILH	Lahainaluna MIL
1990	Punahou ILH	Moanalua OIA	Hilo BIIF	Baldwin MIL
1991	Kalaheo OIA	Hilo BIIF	Kamehameha ILH	Baldwin MIL
1992	Kamehameha ILH	Kalaheo OIA	Hilo BIIF	Molokai MIL
1993	Punahou ILH	Hilo BIIF	Kaimuki OIA	Baldwin MIL
1994	Kalaheo OIA	Iolani ILH	Baldwin MIL	Hilo BIIF
1995	Kalaheo OIA	Saint Louis ILH	Baldwin MIL	Hilo BIIF
1996	Kalaheo OIA	Hilo BIIF	Saint Louis ILH	Baldwin MIL
1997	Iolani ILH	Kalaheo OIA	Baldwin MIL	Hilo BIIF
1998	Iolani ILH	Kalaheo OIA	Waiakea BIIF	Maui MIL
1999	Kalaheo OIA	Punahou ILH	Waiakea BIIF	Maui MIL
2000	Hilo BIIF	Saint Louis ILH	Roosevelt OIA	Baldwin MIL
2001	Kalaheo OIA	Iolani ILH	Honokaa BIIF	Maui MIL
2002	Iolani ILH	Kalaheo OIA	Lahainaluna MIL	Waiakea BIIF
2003	Iolani ILH	Maui MIL	Keaau BIIF	Kalaheo OIA
2004	Iolani ILH	Kalaheo OIA	Maui MIL	Kealakehe BIIF
2005	Iolani ILH	Kahuku OIA	Baldwin MIL	Konawaena BIIF

Year	#1 Seed	#2 Seed	#3 Seed	#4 Seed
2006	Iolani ILH	Kaimuki OIA	KS-Hawaii BIIF	Baldwin MIL
2007	Punahou ILH	Kaimuki OIA	KS-Hawaii BIIF	KS-Maui MIL
2008	Iolani ILH	Konawaena BIIF	Mililani OIA	KS-Maui MIL
2009	KS-Kapalama ILH	Kahuku OIA	Waiakea BIIF	Baldwin MIL
2010	Iolani ILH	Moanalua OIA	Hilo BIIF	Lahainaluna MIL
2011	Iolani ILH	Moanalua OIA	KS-Hawaii BIIF	Lahainaluna MIL
2012	Punahou ILH	Kahuku OIA	KS-Hawaii BIIF	Baldwin MIL
2013	Maryknoll ILH	Kalaheo OIA	King Kekaulike MIL	Konawaena BIIF
2014	Iolani ILH	Farrington OIA	Baldwin MIL	Konawaena BIIF
2015	Punahou ILH	Farrington OIA	Lahainaluna MIL	Konawaena BIIF
2016	Iolani ILH	Kalaheo OIA	Lahainaluna MIL	Waiakea BIIF

SEEDING BY TEAM/LEAGUE

#1 SEED				
ILH	OIA	MIL	BIIF	KIF
40	19	0	3	0

62 #1 seeds

TEAM	App.	League	Year(s) (*In 1957 and 1958, there were co-#1 seeds)
Iolani	12	ILH	1997-98-2002-03-04-05-06-08-10-11-14-16
Punahou	10	ILH	1962-64-69-74-79-90-93-2007-12-15
Kalaheo	9	OIA	1976-84-85-91-94-95-96-99-2001
KS-Kapalama	6	HIL/ILH	1959-63-65-71-92-2009
Saint Louis	6	HIL/ILH	1957*-58*-61-66-67-68
Radford	5	OIA	1972-73-77-78-89
University	2	ILH	1980-88
Maryknoll	2	ILH	1986-2013
Moanalua	2	OIA	1981-87
Hilo	2	BIIF	1957*-2000
Farrington	3	OIA1/ILH2	1960-70-83
Kailua	2	OIA	1975-82
St. Joseph	1	BIIF	1958*

#2 SEED

ILH	OIA	MIL	BIIF	KIF
28	22	1	7	0

58 #2 seeds

TEAM	App.	League	Year(s)
Punahou	10	ILH	1961-63-68-70-72-73-75-77-78-99
Kalaheo	8	OIA	1986-92-97-98-2002-04-13-16
Maryknoll	6	ILH	1976-81-82-84-85-87
Hilo	5	BIIF	1967-69-91-93-96
Saint Louis	4	ILH	1960-65-95-2000
Farrington	4	ILH1/OIA3	1959-74-2014-15
KS-Kapalama	3	ILH	1962-64-66
Moanalua	3	OIA	1990-2010-11
Kahuku	3	OIA	2005-09-12
Iolani	2	ILH	1994-2001
Kaimuki	2	OIA	2006-07
University	2	ILH	1979-83
Maui	1	MIL	2003
Leilehua	1	OIA	1988
Honokaa	1	BIIF	1989
Konawaena	1	BIIF	2008
Radford	1	OIA	1971
Waipahu	1	OIA	1980

#3 SEED

ILH	OIA	MIL	BIIF	KIF
9	11	13	25	0

58 #3 seeds

TEAM	App.	League	Year(s)
Hilo	10	BIIF	1959-62-64-70-73-81-86-90-92-2010
Baldwin	6	MIL	1978-94-95-97-2005-14
Waiakea	4	BIIF	1987-98-99-2009
KS-Hawaii	4	BIIF	2006-07-11-12
Kahuku	4	ROIA/OIA	1966-67-68-77
KS-Kapalama	4	ILH	1969-76-89-91
Lahainaluna	3	MIL	2002-15-16
Maui	2	MIL	1985-2004
Honokaa	2	BIIF	1988-2001
Saint Louis	2	ILH	1972-96
Punahou	2	ILH	1971-80
Waipahu	2	ROIA/OIA	1963-79
Radford	2	OIA	1974-82
Kohala	2	BIIF	1983-84
Kaimuki	1	OIA	1993
Roosevelt	1	OIA	2000
Keaau	1	BIIF	2003
Mililani	1	OIA	2008
King Kekaulike	1	MIL	2013
Laupahoehoe	1	BIIF	1960
St. Anthony	1	MIL	1961
St. Joseph	1	BIIF	1965
Iolani	1	ILH	1975

#4 SEED

ILH	OIA	MIL	BIIF	KIF
5	13	25	15	0

57 #4 seeds

TEAM	App.	League	Year(s)
Baldwin	10	MIL	1960-79-90-91-93-96-2000-06-09-12
Hilo	8	BIIF	1961-63-65-76-85-94-95-97
Lahainaluna	5	MIL	1986-87-89-2010-11
Maui	5	MIL	1983-84-98-99-2001
Konawaena	4	BIIF	2005-13-14-15
Kailua	3	ROIA/OIA	1968-72-74
Molokai	2	MIL	1988-92
KS-Maui	2	MIL	2007-08
Punahou	2	ILH	1967-81
Leilehua	2	ROIA/OIA	1966-75
University	2	ILH	1978-82
Radford	2	ROIA/OIA	1962-69
Waiakea	2	BIIF	2002-16
Kalaheo	1	OIA	2003
Kealakehe	1	BIIF	2004
Kahuku	1	ROIA/OIA	1959
St. Anthony	1	MIL	1964
Castle	1	ROIA/OIA	1970
Kaimuki	1	OIA	1971
Roosevelt	1	OIA	1973
Saint Louis	1	ILH	1977
Farrington	1	OIA	1980

SEEDING BY SCHOOL**Most times schools were seeded in Division 1**

TEAM	League	Total	#1 seed	#2 seed	#3 seed	#4 seed
Hilo	BIIF	25	2	5	10	8
Punahou	ILH	24	10	10	2	2
Kalaheo	OIA	18	9	8	0	1
Baldwin	MIL	16	0	0	6	10
Iolani	ILH	15	12	2	1	0
Saint Louis	HIL/ILH	13	6	4	2	1
KS-Kapalama	HIL/ILH	13	6	3	4	0
Radford	ROIA/OIA	10	5	1	2	2
Farrington	OIA/ILH	8	3	4	0	1
Maryknoll	ILH	8	2	6	0	0
Kahuku	ROIA/OIA	8	0	3	4	1
Maui	MIL	8	0	1	2	5
Lahainaluna	MIL	8	0	0	3	5
Waiakea	BIIF	6	0	0	4	2
Moanalua	OIA	5	2	3	0	0
Kailua	ROIA/OIA	5	2	0	0	3
Konawaena	BIIF	5	0	1	0	4
University	ILH	4	2	2	0	0
Kaimuki	OIA	4	0	2	1	1
KS-Hawaii	BIIF	4	0	0	4	0
Honokaa	BIIF	3	0	1	2	0
Leilehua	ROIA/OIA	3	0	1	0	2
Waipahu	ROIA/OIA	3	0	1	2	0
St. Joseph	BIIF	2	1	0	1	0
Kohala	BIIF	2	0	0	2	0
KS-Maui	MIL	2	0	0	0	2
Molokai	MIL	2	0	0	0	2
Roosevelt	OIA	2	0	0	1	1
St. Anthony	MIL	2	0	0	1	1
Castle	ROIA/OIA	1	0	0	0	1
Keaau	BIIF	1	0	0	1	0
Kealakehe	BIIF	1	0	0	0	1
King Kekaulike	MIL	1	0	0	1	0
Laupahoehoe	BIIF	1	0	0	1	0
Mililani	OIA	1	0	0	1	0

HHSAA DIVISION I BASKETBALL CHAMPIONSHIP RECORDS – BOYS

Year	Champion	League	Head Coach	Score	Runner-up	Third Place	Fourth Place	Fifth Place	Consolation
2007	Kaimuki (2)	OIA	Kelly Grant	61-53	Punahou (9)	Kalaheo (6)	KS-Hawaii	Iolani (2)	Honokaa
2008	Punahou (9)	ILH	Dan Hale	41-38	KS-Hawaii	Konawaena	(vacated)	KS-Kapalama (3)	Kahuku (3)
2009	KS-Kapalama (6)	ILH	Jesse Nakanishi	47-45	Kahuku (2)	Iolani	Kaimuki	Punahou (4)	Lahainaluna
2010	Iolani (9)	ILH	Dean Shimamoto	46-43	KS-Kapalama (7)	Punahou (5)	Kahuku (2)	Mililani	KS-Maui
2011	KS-Kapalama (7)	ILH	Jesse Nakanishi	64-53	Iolani (3)	Kahuku (3)	Acad. Pacific	Radford (2)	Mililani (3)
2012	Punahou (10)	ILH	Darren Matsuda	59-52	Kahuku (3)	Baldwin (6)	KS-Hawaii (2)	Acad. Pacific	Kapolei
2013	Kalaheo (4)	OIA	Alika Smith	60-54 (OT)	Maryknoll (6)	Punahou (6)	Konawaena	Baldwin (3)	Farrington (2)
2014	Iolani (10)	ILH	Dean Shimamoto	43-40	Farrington (2)	Maryknoll (3)	Campbell (2)	Konawaena	Waiakea
2015	Kalaheo (5)	OIA	Alika Smith	53-45	Iolani (4)	Campbell	Kahuku (3)	Lahainaluna (2)	Moanalua
2016	Iolani (11)	ILH	Dean Shimamoto	45-40	Punahou (10)	Kahuku (4)	Kaiser	Kalaheo (7)	McKinley

1957-82 (8-team tournament), 1983-present (12-team tournament)

HHSAA DIVISION II BASKETBALL CHAMPIONSHIP RECORDS – BOYS

Year	Champion	League	Head Coach	Score	Runner-up	Third Place	Fourth Place	Fifth Place	Consolation
2007	McKinley	OIA	Bob Morikuni	55-28	Kohala	Farrington	Aiea	Acad. Pacific	Hawaii Baptist
2008	Farrington	OIA	Allan Silva	41-38 (OT)	Aiea	McKinley	Hawaii Baptist	Kohala	St. Joseph
2009	Kailua	OIA	Tim Harrison	53-36	Castle	Kohala	Molokai	Pahoa	Seabury Hall
2010	Pahoa	BIIF	Eric Yoshimura	41-38	Kailua	Kapaa	Acad. Pacific	St. Joseph	
2011	Farrington (2)	OIA	Allan Silva	58-45	Pahoa	University	Island Pacific	McKinley	
2012	Kalaheo	OIA	Alika Smith	57-42	McKinley	Hawaii Prep	Seabury Hall	Hanalani	
2013	St. Francis	ILH	Solomon Batoon	39-34	Kailua	Hawaii Prep (2)	Seabury Hall (2)	Pahoa	
2014	Hawaii Prep	BIIF	Fred Wawner, Dave Huntington	42-33	Kalani	Seabury Hall	Kohala	Kaiser	
2015	Kaiser	OIA	Branden Kawazoe	49-45	Kalani (2)	Kohala (2)	Hawaii Baptist (2)	Damien	
2016	University	ILH	Walt Quitan	46-31	Seabury Hall	Saint Francis	Honokaa	Kalani	

2007-09 (12-team tournament), 2010-present (8-team tournament)

HHSAA "AA" BASKETBALL CHAMPIONSHIP RECORDS – BOYS

Year	Champion	League	Head Coach	Score	Runner-up	Third Place	Fourth Place	Fifth Place	Consolation
1957	Saint Louis	ILH	Walter Wong	65-55	Hilo	(Lahainaluna & Kaimuki)		Kapaa	
1958	St. Joseph	BIIF	Walter Victor	53-50 (OT)	Saint Louis	Hilo	Punahou	Lahainaluna	
1959	Farrington	ILH	Robert Ikehara	48-37	Kamehameha	Hilo (2)	St. Anthony	Kahuku	
1960	Farrington (2)	ILH	Robert Ikehara	44-32	Saint Louis (2)	Laupahoehoe	Baldwin	Waimea	
1961	Saint Louis (2)	ILH	Walter Wong	54-44	Punahou	St. Anthony	Hilo	Kailua	
1962	Kamehameha	ILH	Jack Herbertson	59-58	Punahou (2)	Hilo (3)	Radford	Waimea (2)	
1963	Kamehameha (2)	ILH	Jack Herbertson	60-40	Punahou (3)	Hilo (4)	Waipahu	Radford	
1964	Hilo	BIIF	Albert Manliguis	63-55 (OT)	Punahou (4)	Kamehameha	St. Anthony (2)	Kahuku (2)	
1965	Kamehameha (3)	ILH	Jack Herbertson	55-49	Kailua	St. Joseph	Hilo (2)	Saint Louis	
1966	Saint Louis (3)	ILH	Walter Wong	69-49	Kamehameha (2)	Hilo (5)	Farrington	Leilehua	
1967	Saint Louis (4)	ILH	Walter Wong	48-40	Hilo (2)	Kahuku	Punahou (2)	St. Anthony	
1968	Saint Louis (5)	ILH	Walter Wong	60-36	Punahou (5)	Kahuku (2)	Kailua	Hilo	
1969	Radford	OIA	James Alegre	66-51	Kamehameha (3)	Punahou	Hilo (3)	St. Anthony (2)	
1970	Punahou	ILH	Bud Scott	56-44	Farrington	Hilo (6)	Castle	Kahuku (3)	
1971	Radford (2)	OIA	James Alegre	51-50	Kamehameha (4)	Kaimuki (2)	Punahou (3)	Waipahu/Hilo(2)	
1972	Kailua	OIA	Mervin Lopes	65-55	Saint Louis (3)	Radford	Punahou (4)	Kahuku (4)	
1973	Leilehua	OIA	Richard Townsend	56-52	Hilo (3)	Punahou (2)	Radford (2)	Kamehameha	
1974	Punahou (2)	ILH	Bud Scott	73-56	Kailua (2)	Radford (2)	Farrington (2)	St. Joseph	
1975	Punahou (3)	ILH	Chris McLachlin	77-70	Kailua (3)	Hilo (7)	Kalani	Iolani	
1976	Kamehameha (4)	ILH	Jeff Mast	46-39	Maryknoll	Kalaheo	Pearl City	Leilehua (2)	
1977	Radford (3)	OIA	James Alegre	48-46	Punahou (6)	Saint Louis	Hilo (4)	Kahuku (5)	
1978	University	ILH	Claude Hottendorf	65-63 (OT)	Punahou (7)	Baldwin	Radford (3)	Kalaheo	
1979	Punahou (4)	ILH	Chris McLachlin	60-28	Moanalua	Baldwin (2)	Kohala	University	
1980	Punahou (5)	ILH	Ray Buck	73-60	University	Waipahu	Hilo (5)	Farrington	
1981	Punahou (6)	ILH	Robin Durand	41-40	Maryknoll (2)	Castle	Moanalua	Kailua (2)	
1982	Kailua (2)	OIA	Louis Santos	47-42	Maryknoll (3)	University	Baldwin (2)	Kaiser	
1983	Iolani	ILH	Glenn Young	62-47	Leilehua	Farrington	University	Saint Louis (2)	Pearl City
1984	Maryknoll	ILH	Tony Sellitto	55-44	Maui	Kalaheo (2)	Kohala (2)	Punahou	University
1985	Kalaheo	OIA	Pete Smith	57-55	Radford	Maryknoll	Kamehameha	Waipahu (2)	Baldwin
1986	Saint Louis (6)	ILH	Kaipo Spencer	37-31	Maryknoll (4)	Kalaheo (3)	Pearl City (2)	Baldwin	Farrington
1987	University (2)	ILH	Robert Au	47-43	Punahou (8)	Maryknoll (2)	Hilo (6)	Waiakea	Kaimuki
1988	University (3)	ILH	Darryl Gabriel	38-36	Maryknoll (5)	Kamehameha (2)	Molokai	Farrington (2)	Kahuku
1989	Radford (4)	OIA	James Alegre	43-42	Kamehameha (5)	Honokaa	Iolani	Kalaheo (2)	Kapaa
1990	Punahou (7)	ILH	Chris McLachlin	68-58	Maui (2)	Baldwin (3)	Iolani (2)	Hilo (3)	Castle
1991	Hilo (2)	BIIF	Larry Manliguis	59-44	Kalaheo	Baldwin (4)	Kamehameha (2)	Roosevelt	Maryknoll
1992	Kamehameha (5)	ILH	James Winchester	76-73 (3OT)	Hilo (4)	Kaimuki (3)	Kalaheo	Molokai	Baldwin (2)
1993	Kaimuki	OIA	Raymond Fujino	53-50	Aiea	Punahou (3)	Hilo (7)	Kalaheo (3)	Leilehua

1994	Iolani (2)	ILH	Mark Mugiishi	53-52	Kamehameha (6)	Kalaheo (4)	Baldwin (3)	Moanalua	Waipahu
1995	Kalaheo (2)	OIA	Pete Smith	49-42	Saint Louis (4)	Waiakea	Hilo (8)	Punahou (2)	Aiea
1996	Moanalua	OIA	Eddie Maruyama	49-44	Kalaheo (2)	Saint Louis (2)	Iolani (3)	Hilo (4)	Campbell
1997	Moanalua (2)	OIA	Eddie Maruyama	58-57	Iolani	Kalaheo (5)	Hilo (9)	Baldwin (2)	Punahou
1998	Iolani (3)	ILH	Mark Mugiishi	62-59 (2OT)	Kalaheo (3)	Saint Louis (3)	Maui	Moanalua (2)	Mililani
1999	Punahou (8)	ILH	Alan Lum	51-47 (OT)	Kalaheo (4)	Saint Louis (4)	Waiakea	Maui	Waianae
2000	Hilo (3)	BIIF	Larry Manliguis	68-55	Saint Louis (5)	Roosevelt	Baldwin (4)	Kalaheo (4)	Mililani (2)
2001	Kalaheo (3)	OIA	Pete Smith	68-60	Iolani (2)	Honokaa (2)	Saint Louis	Leilehua (3)	Kahuku (2)
2002	Iolani (4)	ILH	Mark Mugiishi	58-57	Kalaheo (5)	Kaimuki (4)	Mililani	Castle	Punahou (2)
2003	Iolani (5)	ILH	Mark Mugiishi	61-37	Saint Louis (6)	Maui	KS-Kapalama (3)	Kalaheo (5)	Waimea
2004	Iolani (6)	ILH	Mark Mugiishi	64-54	Kalaheo (6)	Punahou (4)	Mililani (2)	KS-Kapalama (2)	Baldwin (3)
2005	Iolani (7)	ILH	Mark Mugiishi	62-51	Kahuku	Baldwin (6)	Campbell	Punahou (3)	Kauai
2006	Iolani (8)	ILH	Mark Mugiishi	54-41	Kaimuki	KS-Kapalama (3)	Kahuku	Kalaheo (6)	Saint Louis

HHSAA "A" BASKETBALL CHAMPIONSHIP RECORDS – BOYS

Year	Champion	League	Head Coach	Score	Runner-up	Third Place	Fourth Place	Fifth Place	Consolation
1965	University	ILH	Nelson Yoshioka	67-53	Molokai	Honokaa	Pahoa		
1966	Laupahoehoe	BIIF	Don Ridgely	71-50	Maryknoll	Molokai	St. Joseph		
1970	Laupahoehoe (2)	BIIF	Himeo Hayashida	67-48	Maryknoll (2)	Kohala	Molokai		
1971	Kahuku	OIA	Norman Pule	49-48	Lanai	Hawaii Baptist	St. Joseph (2)	St. Anthony	
1972	Nanakuli	OIA	Hugh Taufaaasau	86-83	Laupahoehoe	St. Joseph	Mid Pacific		Kapaa
1973	Kahuku (2)	OIA	Norman Pule	87-47	University	St. Joseph (2)	Kau		St. Anthony
1974	Kahuku (3)	OIA	Harry Kahuanui	72-36	Molokai (2)	Pahoa	Kohala		University
1975	Nanakuli (2)	OIA	Hugh Taufaaasau	66-59	Maryknoll (3)	St. Anthony	St. Joseph (3)		Molokai
1976	Nanakuli (3)	OIA	Hugh Taufaaasau	63-47	Molokai (2)	St. Joseph (3)	Kohala		University (2)
1977	St. Anthony	MIL	Paul Pladera	57-53	Kohala	Hawaii Baptist (2)	Mid Pacific (2)		Lanai
1978	Maryknoll	ILH	Tony Sellitto	46-39	Lahainaluna	Nanakuli	Kohala (2)		Molokai
1979	Maryknoll (2)	ILH	Tony Sellitto	55-50	Kahuku	Lanai	St. Joseph (4)		Molokai (2)
1980	Maryknoll (3)	ILH	Tony Sellitto	42-27	Laupahoehoe (2)	St. Joseph (4)	St. Anthony		Waialua
1981	Waialua	OIA	David Almadova	56-55	University (2)	Mid Pacific	St. Anthony (2)		Laupahoehoe
1982	Lahainaluna	MIL	Robert Mack	86-83	Kahuku (2)	Mid Pacific (1)	Molokai (2)		

In 1983, the boys "A" basketball tournament was terminated and consolidated into a 12-team "AA" format.

HHSAA ALL-TIME BOYS BASKETBALL SCORES
 "A" (1957-69), "AA" (1970-2006),
 Division 1 (2007-present)

1957 (*top seed in bracket)
<u>Feb. 28</u> At Punahou Lahainaluna 60, Waipahu 53 *Saint Louis 61, Kapaa 27 At McCabe Gym, Saint Louis Kaimuki 52, Lanai 32 *Hilo 51, Waialua 27
<u>March 1</u> At Punahou Kapaa 53, Waipahu 41 Lanai 48, Waialua 43 At Civic Auditorium *Saint Louis 66, Lahainaluna 47 *Hilo 65, Kaimuki 50
<u>March 2</u> At Civic Auditorium Kapaa 48, Lanai 46 (No third place game) *Saint Louis 65, *Hilo 55

1958 (*top seed in bracket)
<u>Feb. 20</u> At Hilo Armory Punahou 50, Kahuku 48 *St. Joseph 62, Molokai 56 At Hilo Civic Auditorium Hilo 64, Kapaa 49 *Saint Louis 53, Lahainaluna 49
<u>Feb. 21</u> At Hilo Civic Auditorium Kahuku 57, Molokai 55 (OT) Lahainaluna 69, Kapaa 46 *Saint Louis 52, Hilo 42 *St. Joseph 59, Punahou 49
<u>Feb. 22</u> At Hilo Civic Auditorium Lahainaluna 48, Kahuku 41 Hilo 57, Punahou 38 *St. Joseph 53, *Saint Louis 50 (OT)

1959 (At Klum Gym, UH Manoa)
<u>Feb. 26</u> 1) Kamehameha 64, Molokai 37 St. Anthony 59, Kahuku 49 Hilo 52, Waipahu 50 (OT) 2) Farrington 44, Waimea 38
<u>Feb. 27</u> Waimea 50, Waipahu 46 (OT) Kahuku 49, Molokai 38 2) Farrington 57, Hilo 40 1) Kamehameha 53, St. Anthony 51
<u>Feb. 28</u> Kahuku 51, Waimea 48 Hilo 58, St. Anthony 39 2) Farrington 48, 1) Kamehameha 37

1960 (At Hilo Civic Auditorium)
<u>March 3</u> Baldwin 49, Molokai 38 2) Saint Louis 62, Kailua 43 Laupahoehoe 52, Waimea 40 1) Farrington 48, Hilo 27
<u>March 4</u> Waimea 59, Kailua 55 Molokai 50, Hilo 48 2) Saint Louis 41, Laupahoehoe 34 1) Farrington 44, Baldwin 30
<u>March 5</u> Waimea 42, Molokai 31 Laupahoehoe 42, Baldwin 41 1) Farrington 44, 2) Saint Louis 32

1961 (At Klum Gym, UH Manoa)
<u>March 9</u> 2) Punahou 55, Molokai 27 1) Saint Louis 66, Waimea 22 Hilo 48, Waipahu 31 St. Anthony 50, Kailua 49
<u>March 10</u> Kailua 56, Molokai 43 Waimea 45, Waipahu 34 2) Punahou 54, St. Anthony 29 1) Saint Louis 52, Hilo 45
<u>March 11</u> Kailua 44, Waimea 41 St. Anthony 47, Hilo 42 1) Saint Louis 54, 2) Punahou 44

1962 (At Hilo Civic Auditorium)
<u>March 8</u> 4) Radford 69, Molokai 31 3) Hilo 81, Waimea 66 1) Punahou 46, Honokaa 43 2) Kamehameha 48, St. Anthony 46
<u>March 9</u> Waimea 54, St. Anthony 41 Honokaa 65, Molokai 31 1) Punahou 42, 4) Radford 40 (OT) 2) Kamehameha 56, 3) Hilo 52
<u>March 10</u> Waimea 53, Honokaa 34 Hilo 48, Radford 42 2) Kamehameha 59, 1) Punahou 58

1963 (At Klum Gym, UH Manoa)
<u>Feb. 28</u> 4) Hilo 52, Molokai 27 3) Waipahu 31, Waimea 28 1) Kamehameha 62, Radford 43 2) Punahou 64, St. Anthony 34
<u>March 1</u> St. Anthony 49, Waimea 37 Radford 56, Molokai 37 1) Kamehameha 61, 4) Hilo 54 2) Punahou 67, 3) Waipahu 46
<u>March 2</u> Radford 47, St. Anthony 45 Hilo 54, Waipahu 48 1) Kamehameha 60, 2) Punahou 40

1964 (At War Memorial Gym, Maui)
<u>March 5</u> 4) St. Anthony 62, Molokai 40 3) Hilo 79, Baldwin 46 1) Punahou 67, Kahuku 51 2) Kamehameha 75, Kauai 50
<u>March 6</u> Baldwin 60, Kauai 55 Kahuku 63, Molokai 50 3) Hilo 59, 2) Kamehameha 45 1) Punahou 63, 4) St. Anthony 53
<u>March 7</u> Kahuku 55, Baldwin 51 Kamehameha 92, St. Anthony 58 3) Hilo 63, 1) Punahou 55

1965 (At Hilo Civic Auditorium)
<u>March 4</u> Kailua 56, 2) Saint Louis 50 4) Hilo 72, Maui 47 1) Kamehameha 71, Radford 50 3) St. Joseph 65, Kauai 40
<u>March 5</u> Saint Louis 76, Kauai 35 Maui 50, Radford 45 Kailua 48, 3) St. Joseph 46 1) Kamehameha 48, 4) Hilo 43
<u>March 6</u> Saint Louis 76, Maui 59 St. Joseph 62, Hilo 54 1) Kamehameha 55, Kailua 49

1966
<u>March 3</u> At Farrington 2) Kamehameha 62, Kauai 50 1) Saint Louis 55, St. Anthony 34 Hilo 55, 3) Kahuku 52 (OT) Farrington 61, 4) Leilehua 55
<u>March 4</u> At Honolulu International Ctr Leilehua 79, St. Anthony 62 Kahuku 80, Kauai 64 2) Kamehameha 68, Hilo 50 1) Saint Louis 63, Farrington 42
<u>March 5</u> Leilehua 64, Kahuku 62 Hilo 66, Farrington 54 1) Saint Louis 69, 2) Kamehameha 49

1967 (At War Memorial Gymnasium, Maui)
<u>March 2</u> 4) Punahou 68, Molokai 36 3) Kahuku 55, Kauai 35 1) Saint Louis 64, St. Anthony 47 2) Hilo 86, Maui 60
<u>March 3</u> Kauai 51, Maui 46 St. Anthony 66, Molokai 48 2) Hilo 69, 3) Kahuku 42 1) Saint Louis 61, 4) Punahou 50
<u>March 4</u> St. Anthony 59, Kauai 52 Kahuku 73, Punahou 62 1) Saint Louis 48, 2) Hilo 40

<p>1968 (At Honolulu International Ctr)</p> <p><u>March 7</u> 4) Kailua 50, Lanai 32 2) Punahou 62, St. Anthony 53 3) Kahuku 48, Kauai 41 1) Saint Louis 67, Hilo 55</p> <p><u>March 8</u> Hilo 61, Lanai 29 Kauai 53, St. Anthony 51 2) Punahou 60, 3) Kahuku 46 1) Saint Louis 63, 4) Kailua 39</p> <p><u>March 9</u> Hilo 57, Kauai 38 Kahuku 61, Kailua 51 1) Saint Louis 60, 2) Punahou 36</p>	<p>1972 (At Honolulu International Center)</p> <p><u>March 2</u> 1) Radford 61, Baldwin 43 2) Punahou 64, Hilo 47 3) Saint Louis 70, Kahuku 53 4) Kailua 69, Waimea 54</p> <p><u>March 3</u> Kahuku 56, Baldwin 38 Hilo 55, Waimea 41 3) Saint Louis 55, 1) Radford 49 4) Kailua 75, 2) Punahou 61</p> <p><u>March 4</u> Kahuku 46, Hilo 45 Radford 56, Punahou 55 4) Kailua 63, 3) Saint Louis 44</p>	<p>1976 (At Honolulu International Center)</p> <p><u>March 11</u> Pearl City 41, 4) Hilo 39 1) Kalaheo 72, Kapaa 49 2) Maryknoll 66, Baldwin 49 3) Kamehameha 79, Leilehua 36</p> <p><u>March 12</u> Leilehua 68, Kapaa 36 Hilo 45, Baldwin 28 2) Maryknoll 48, Pearl City 41 3) Kamehameha 45, 1) Kalaheo 42</p> <p><u>March 13</u> Leilehua 71, Hilo 69 Kalaheo 61, Pearl City 51 3) Kamehameha 46, 2) Maryknoll 39</p>
<p>1969 (At Hilo Civic Auditorium)</p> <p><u>March 6</u> 1) Punahou 68, Kapaa 41 2) Hilo 59, Lanai 27 3) Kamehameha 51, St. Anthony 50 4) Radford 58, St. Joseph 33</p> <p><u>March 7</u> St. Joseph 68, Kapaa 49 St. Anthony 55, Lanai 43 4) Radford 51, 1) Punahou 49 3) Kamehameha 51, 2) Hilo 46</p> <p><u>March 8</u> St. Anthony 76, St. Joseph 71 Punahou 70, Hilo 56 4) Radford 66, 3) Kamehameha 51</p>	<p>1973 (At Honolulu International Center)</p> <p><u>March 8</u> 3) Hilo 59, Kamehameha 53 1) Radford 63, Waimea 48 2) Punahou 70, Baldwin 59 Leilehua 49, 4) Roosevelt 44</p> <p><u>March 9</u> Kamehameha 45, Waimea 36 Roosevelt 45, Baldwin 37 3) Hilo 51, 1) Radford 49 Leilehua 70, 2) Punahou 65</p> <p><u>March 10</u> Kamehameha 59, Roosevelt 47 Punahou 59, Radford 51 Leilehua 56, 3) Hilo 52</p>	<p>1977 (At Honolulu International Center)</p> <p><u>March 10</u> Hilo 61, 3) Kahuku 47 1) Radford 57, Kapaa 29 4) Saint Louis 58, Nanakuli 52 2) Punahou 59, Baldwin 40</p> <p><u>March 11</u> Kapaa 40, Nanakuli 38 Kahuku 65, Baldwin 55 1) Radford 54, 4) Saint Louis 38 2) Punahou 63, Hilo 45</p> <p><u>March 12</u> Kahuku 65, Kapaa 55 Saint Louis 62, Hilo 57 1) Radford 48, 2) Punahou 46</p>
<p>1970 (At Honolulu International Ctr)</p> <p><u>March 5</u> 1) Farrington 41, Lanai 30 2) Punahou 60, Waimea 20 4) Castle 66, St. Anthony 63 3) Hilo 68, Kahuku 62</p> <p><u>March 6</u> St. Anthony 47, Lanai 44 Kahuku 53, Waimea 37 2) Punahou 68, 3) Hilo 56 1) Farrington 45, 4) Castle 34</p> <p><u>March 7</u> Kahuku 80, St. Anthony 66 Hilo 59, Castle 46 2) Punahou 56, 1) Farrington 44</p>	<p>1974 (At Honolulu International Center)</p> <p><u>March 7</u> 3) Radford 67, St. Joseph 55 1) Punahou 74, Waimea 40 2) Farrington 64, Lahainaluna 50 4) Kailua 54, Damien 53</p> <p><u>March 8</u> Damien 63, Lahainaluna 44 St. Joseph 56, Waimea 46 4) Kailua 56, 2) Farrington 46 1) Punahou 52, 3) Radford 46</p> <p><u>March 9</u> St. Joseph 62, Damien 42 Radford 45, Farrington 39 1) Punahou 73, 4) Kailua 56</p>	<p>1978 (At Honolulu International Center)</p> <p><u>March 9</u> 1) Radford 57, Kapaa 41 2) Punahou 57, Kalani 47 3) Baldwin 63, Kalaheo 44 4) University 61, Hilo 49</p> <p><u>March 10</u> Kapaa 36, Hilo 34 (OT) Kalaheo 61, Kalani 38 2) Punahou 45, 3) Baldwin 41 4) University 75, 1) Radford 59</p> <p><u>March 11</u> Kalaheo 51, Kapaa 38 Baldwin 71, Radford 58 4) University 65, 2) Punahou 63 (OT)</p>
<p>1971 (At Honolulu International Center)</p> <p><u>March 4</u> 4) Kaimuki 52, Hilo 48 1) Kamehameha 70, Waimea 52 2) Radford 82, Lahainaluna 59 3) Punahou 59, Waipahu 55</p> <p><u>March 5</u> Waipahu 48, Lahainaluna 38 Hilo 37, Waimea 33 2) Radford 55, 3) Punahou 53 1) Kamehameha 66, 4) Kaimuki 32</p> <p><u>March 6</u> (No consolation championship) Kaimuki 65, Punahou 56 2) Radford 51, 1) Kamehameha 50</p>	<p>1975 (At Honolulu International Center)</p> <p><u>March 6</u> 1) Kailua 68, Kapaa 59 2) Punahou 56, Baldwin 40 Kalani 56, 3) Iolani 50 Hilo 64, 4) Leilehua 57</p> <p><u>March 7</u> Iolani 63, Kapaa 50 Baldwin 58, Leilehua 46 1) Kailua 51, Kalani 45 2) Punahou 69, Hilo 40</p> <p><u>March 8</u> Iolani 58, Baldwin 56 Hilo 58, Kalani 47 2) Punahou 77, 1) Kailua 70</p>	<p>1979 (At Honolulu International Center)</p> <p><u>March 8</u> 1) Punahou 77, Kapaa 29 Kohala 57, 3) Waipahu 56 Moanalua 66, 2) University 45 4) Baldwin 63, Kaiser 57</p> <p><u>March 9</u> Kaiser 75, Kapaa 49 University 68, Waipahu 65 Moanalua 66, Kohala 49 1) Punahou 58, 4) Baldwin 48</p> <p><u>March 10</u> University 78, Kaiser 68 Baldwin 68, Kohala 63 1) Punahou 60, Moanalua 28</p>

1980 (At Neal Blaisdell Arena)	1984	1986
March 6 Hilo 59, 4) Farrington 46 3) Punahou 68, Waianae 55 2) Waipahu 59, Waimea 51 1) University 65, Lahainaluna 42	Mar. 3 (Play-in game at Mid-Pacific) Punahou 74, Farrington 72	Mar. 3 (Play-in game at Mid-Pacific) Moanalua 55, Kamehameha 46
March 7 Farrington 64, Lahainaluna 51 Waimea 59, Waianae 54 1) University 79, Hilo 63 3) Punahou 63, 2) Waipahu 54	March 7 At McKinley Punahou 70, Hilo 35 Waipahu 57, University 50 At Punahou Mililani 83, Lanai 62 Pearl City 57, Waimea 41	March 12 At McKinley Baldwin 36, Kaimuki 35 Saint Louis 55, Farrington 48 At Punahou Moanalua 82, Waimea 56 Pearl City 54, St. Joseph 47
March 8 Farrington 57, Waimea 43 Waipahu 56, Hilo 55 (2OT) 3) Punahou 73, 1) University 60	March 8 At Neal Blaisdell Arena University 105, Hilo 57 (4) Maui 40, Waipahu 36 (3) Kohala 60, Mililani 55 (2) Maryknoll 61, Pearl City 27 (1) Kalaheo 43, Punahou 41	March 13 At Neal Blaisdell Arena St. Joseph 67, Waimea 60 Saint Louis 57, (3) Hilo 52 Pearl City 49, (4) Lahainaluna 47 (2) Kalaheo 46, Baldwin 33 (1) Maryknoll 58, Moanalua 57
1981 (At Neal Blaisdell Arena)	March 9 Waimea 75, Lanai 65 Pearl City 49, Mililani 43 Punahou 46, Waipahu 43 (2OT) (2) Maryknoll 70, (3) Kohala 44 (4) Maui 54, (1) Kalaheo 48	March 14 Farrington 55, Kaimuki 52 Moanalua 84, Lahainaluna 73 Baldwin 60, Hilo 46 (1) Maryknoll 47, Pearl City 33 Saint Louis 52, (2) Kalaheo 44
March 12 Castle 50, 3) Hilo 49 4) Punahou 64, Lahainaluna 49 2) Maryknoll 43, Kailua 38 (2OT) 1) Moanalua 69, Kapaa 50	March 10 University 78, Waimea 50 Punahou 48, Pearl City 42 (OT) Kalaheo 61, Kohala 51 (2) Maryknoll 55, (4) Maui 44	March 15 Farrington 88, St. Joseph 58 Baldwin 68, Moanalua 63 (3OT) Kalaheo 60, Pearl City 52 (4OT) Saint Louis 37, (1) Maryknoll 31
March 13 Kapaa 66, Lahainaluna 64 Kailua 45, Hilo 43 2) Maryknoll 44, Castle 43 4) Punahou 59, 1) Moanalua 58 (3OT)	1985	1987
March 14 Kailua 54, Kapaa 41 Castle 55, Moanalua 40 4) Punahou 41, 2) Maryknoll 40	Mar. 2 (Play-in game at Farrington) Punahou 74, Kahuku 42	Mar. 7 (Play-in game at Kaimuki) Punahou 67, Radford 44
1982 (At Neal Blaisdell Arena)	March 6 At McKinley Punahou 55, Baldwin 47 Kamehameha 67, Mililani 54 At Punahou Radford 70, Waimea 45 Waipahu 64, Waiakea 61	March 11 At Farrington Hilo 80, Kapaa 62 University 52, Kaimuki 46 At McKinley Punahou 45, Kahuku 37 Kalaheo 46, Baldwin 44
March 11 1) Kailua 59, Kapaa 34 4) University 65, Kaiser 43 2) Maryknoll 67, Waiakea 28 Baldwin 59, 3) Radford 55	March 7 At Neal Blaisdell Arena Baldwin 55, Mililani 54 Radford 70, (3) Maui 51 Kamehameha 60, (4) Hilo 51 (2) Maryknoll 55, Waipahu 53 (2OT) (1) Kalaheo 63, Punahou 52	March 12 At Neal Blaisdell Arena Kaimuki 69, Kapaa 56 Hilo 91, (1) Moanalua 87 University 67, (4) Lahainaluna 48 Punahou 39, (3) Waiakea 29 (2) Maryknoll 49, Kalaheo 34
March 12 Kaiser 75, Kapaa 57 Waiakea 54, Radford 50 1) Kailua 44, 4) University 41 (2OT) 2) Maryknoll 62, Baldwin 48	March 8 Waiakea 59, Waimea 42 Punahou 71, Hilo 64 Waipahu 71, Maui 45 Radford 70, (2) Maryknoll 55 (1) Kalaheo 42, Kamehameha 41	March 13 Kahuku 51, Baldwin 46 Moanalua 73, Lahainaluna 61 Waiakea 61, Kalaheo 57 University 56, Hilo 51 Punahou 37, (2) Maryknoll 36
March 13 Kaiser 59, Waiakea 42 University 71, Baldwin 53 1) Kailua 47, 2) Maryknoll 42	March 9 Baldwin 59, Waiakea 57 (OT) Waipahu 65, Punahou 60 Maryknoll 57, Kamehameha 54 (1) Kalaheo 57, Radford 55	March 14 Kaimuki 62, Kahuku 53 Waiakea 78, Moanalua 68 Maryknoll 87, Hilo 55 University 47, Punahou 43
1983 (At Neal Blaisdell Arena)		
March 9 Kahuku 66, Kapaa 29 Saint Louis 61, Waiakea 38 Leilehua 66, Molokai 54 Iolani 71, Pearl City 47		
March 10 Pearl City 60, Waiakea 44 Leilehua 65, (3) Kohala 63 (OT) Iolani 70, (4) Maui 40 (1) Farrington 50, Saint Louis 48 (2) University 58, Kahuku 48		
March 11 Kapaa 49, Molokai 47 Kahuku 70, Kohala 61 Saint Louis 52, Maui 33 Iolani 76, (1) Farrington 69 Leilehua 46, (2) University 39		
March 12 Pearl City 69, Kapaa 49 Saint Louis 56, Kahuku 53 Farrington 58, University 56 Iolani 62, Leilehua 46		

1988
Mar. 5 (Play-in game at Mid-Pacific) Kamehameha 69, Radford 66
<u>March 9</u> At McCabe Gym, Saint Louis Farrington 67, Hilo 58 Kalaheo 68, Kapaa 63 At Farrington Kamehameha 54, Baldwin 49 Maryknoll 84, Kahuku 51
<u>March 10</u> At Neal Blaisdell Arena Hilo 66, Kapaa 59 Kamehameha 56, (2) Leilehua 53 Maryknoll 74, (3) Honokaa 42 (4) Molokai 74, Kalaheo 59 (1) University 88, Farrington 68
<u>March 11</u> Kahuku 46, Baldwin 41 Farrington 63, Kalaheo 58 Honokaa 62, Leilehua 49 (1) University 82, (4) Molokai 53 Maryknoll 47, Kamehameha 30
<u>March 12</u> Kahuku 73, Hilo 71 Farrington 65, Honokaa 63 Kamehameha 68, Molokai 67 (1) University 38, Maryknoll 36

1990
Mar. 3 (Play-in game at Mid-Pacific) Kamehameha 55, Kalaheo 47
<u>March 7</u> At McKinley Maui 74, Kamehameha 71 Iolani 55, Castle 52 At Punahou Radford 73, Kauai 53 Roosevelt 40, Waiakea 39
<u>March 8</u> At Blaisdell Arena Waiakea 60, Kauai 44 (4) Baldwin 55, Radford 50 (1) Punahou 51, Roosevelt 40 Iolani 59, (3) Hilo 52 Maui 62, (2) Moanalua 59 (OT)
<u>March 9</u> Castle 73, Kamehameha 71 Roosevelt 58, Radford 37 Hilo 63, Moanalua 39 (1) Punahou 60, (4) Baldwin 47 Maui 51, Iolani 41
<u>March 10</u> Castle 84, Waiakea 72 Hilo 64, Roosevelt 55 Baldwin 60, Iolani 56 (1) Punahou 68, Maui 58

1992
<u>March 4</u> At Kekuhaupio Gym, Kamehameha Roosevelt 77, Baldwin 67 Punahou 59, Pearl City 43 At McKinley Kaimuki 63, Kapaa 59 Moanalua 60, Kohala 56
<u>March 5</u> At Blaisdell Arena Kohala 78, Kapaa 69 (3) Hilo 63, Punahou 62 Kaimuki 65, (4) Molokai 60 (2) Kalaheo 50, Roosevelt 38 (1) Kamehameha 49, Moanalua 34
<u>March 6</u> Baldwin 74, Pearl City 54 Roosevelt 75, Punahou 86 Molokai 70, Moanalua 66 (3) Hilo 52, (2) Kalaheo 51 (2OT) (1) Kamehameha 46, Kaimuki 42
<u>March 7</u> Baldwin 62, Kohala 54 Molokai 82, Roosevelt 80 Kaimuki 44, Kalaheo 43 (OT) (1) Kamehameha 76, (3) Hilo 73 (3OT)

1989
Mar. 4 (Play-in game at Moanalua) Saint Louis 58, Farrington 51
<u>March 8</u> At McKinley Iolani 66, St. Joseph 43 Saint Louis 57, Kaimuki 52 At Farrington Kalaheo 57, Kapaa 47 McKinley 69, Baldwin 42
<u>March 9</u> At Neal Blaisdell Arena Kaimuki 79, St. Joseph 66 (2) Honokaa 69, Kalaheo 51 Iolani 58, (4) Lahainaluna 39 (3) Kamehameha 54, McKinley 35 (1) Radford 78, Saint Louis 59
<u>March 10</u> Kapaa 63, Baldwin 53 Saint Louis 58, Lahainaluna 45 Kalaheo 44, McKinley 42 (3) Kamehameha 53, (2) Honokaa 51 (1) Radford 43, Iolani 42
<u>March 11</u> Kapaa 64, Kaimuki 57 Kalaheo 57, Saint Louis 46 Honokaa 76, Iolani 71 (1) Radford 57, (3) Kamehameha 55

1991
<u>March 6</u> At McKinley Mililani 71, Kohala 68 Roosevelt 61, Maryknoll 48 At Kekuhaupio Gym, Kamehameha Kahuku 70, Molokai 55 Kailua 65, Kapaa 48
<u>March 7</u> At Blaisdell Arena Maryknoll 55, Kohala 41 (1) Kalaheo 56, Mililani 40 (4) Baldwin 41, Roosevelt 37 (2) Hilo 73, Kahuku 72 (3) Kamehameha 60, Kailua 51
<u>March 8</u> Kapaa 56, Molokai 54 Roosevelt 70, Mililani 55 Kailua 69, Kahuku 51 (1) Kalaheo 53, (4) Baldwin 35 (2) Hilo 49, (3) Kamehameha 46
<u>March 9</u> Maryknoll 68, Kapaa 55 Roosevelt 53, Kailua 41 Baldwin 47, Kamehameha 46 (2) Hilo 59, (1) Kalaheo 44

1993
<u>March 3</u> At Kekuhaupio Gym, Kamehameha Kahuku 65, Waiakea 58 Aiea 75, Kapaa 41 At McKinley Kalaheo 90, St. Anthony 64 Saint Louis 49, Leilehua 38
<u>March 4</u> At Neal Blaisdell Arena Waiakea 73, Kapaa 43 (3) Kaimuki 40, Saint Louis 37 (2) Hilo 63, Kalaheo 60 Aiea 57, (4) Baldwin 54 (1) Punahou 68, Kahuku 59
<u>March 5</u> Leilehua 57, St. Anthony 27 Kalaheo 54, Saint Louis 34 Baldwin 48, Kahuku 46 (3) Kaimuki 56, (2) Hilo 53 Aiea 39, (1) Punahou 38
<u>March 6</u> Leilehua 53, Waiakea 46 Kalaheo 58, Baldwin 46 Punahou 70, Hilo 66 (3) Kaimuki 53, Aiea 50

1994 March 9 At Kekuhaupio Gym, Kamehameha Kaimuki 71, Konawaena 56 Moanalua 40, Kapaa 34 At McKinley Kamehameha 67, Waipahu 34 Kahuku 78, Lahainaluna 58	1996 Feb. 28 At Kekuhaupio Gym, Kamehameha Moanalua 69, Seabury Hall 52 Kahuku 67, Campbell 66 At McKinley Kaiser 45, Kauai 35 Iolani 49, Konawaena 36	1998 Feb. 18 At McCabe Gym, Saint Louis Kaimuki 55, Waimea 34 Moanalua 74, Hilo 43 At McKinley Seabury Hall 64, Aiea 49 Saint Louis 43, Mililani 41
March 10 At Neal Blaisdell Arena Waipahu 59, Lahainaluna 44 Kamehameha 78, (4) Hilo 71 (1) Kalaheo 68, Kahuku 50 (3) Baldwin 61, Kaimuki 51 (2) Iolani 62, Moanalua 50	Feb. 29 At Neal Blaisdell Arena Konawaena 63, Kauai 56 (1) Kalaheo 44, Kaiser 41 Iolani 38, (4) Baldwin 32 (3) Saint Louis 63, Kahuku 54 Moanalua 59, (2) Hilo 51	Feb. 19 At Neal Blaisdell Arena Hilo 86, Waimea 65 Saint Louis 60, (3) Waiakea 47 (4) Maui 67, Moanalua 61 (2) Kalaheo 45, Seabury Hall 44 (1) Iolani 67, Kaimuki 43
March 11 Konawaena 69, Kapaa 65 Kahuku 75, Hilo 64 Moanalua 63, Kaimuki 55 (2) Iolani 63, (3) Baldwin 37 Kamehameha 64, (1) Kalaheo 62	March 1 Campbell 64, Seabury Hall 34 Kaiser 33, Baldwin 32 Hilo 101, Kahuku 87 (OT) (1) Kalaheo 40, Iolani 32 Moanalua 51, (3) Saint Louis 41	Feb. 20 Mililani 69, Aiea 56 Moanalua 56, Kaimuki 43 Seabury Hall 55, Waiakea 42 (2) Kalaheo 65, Saint Louis 56 (1) Iolani 66, (4) Maui 45
March 12 Waipahu 61, Konawaena 60 Moanalua 61, Kahuku 54 Kalaheo 92, Baldwin 58 (2) Iolani 53, Kamehameha 52	March 2 Campbell 65, Konawaena 55 Hilo 59, Kaiser 58 Saint Louis 57, Iolani 52 Moanalua 49, (1) Kalaheo 44	Feb. 21 Mililani 72, Hilo 65 Moanalua 69, Seabury Hall 60 Saint Louis 77, Maui 45 (1) Iolani 62, (2) Kalaheo 59 (2 OT)
1995 March 1 At McKinley Moanalua 73, Molokai 53 Punahou 61, Kaimuki 56 At Kekuhaupio Gym, Kamehameha Roosevelt 66, Kauai 62 (2 OT) Waiakea 67, Aiea 61 March 2 At Neal Blaisdell Arena Molokai 52, Kaimuki 39 (4) Hilo 76, Punahou 66 Waiakea 56, (3) Baldwin 54 (2) Saint Louis 48, Roosevelt 38 (1) Kalaheo 71, Moanalua 41 March 3 Aiea 74, Kauai 64 Punahou 65, Moanalua 53 Roosevelt 65, Baldwin 59 (2) Saint Louis 55, Waiakea 44 (1) Kalaheo 87, (4) Hilo 68 March 4 Aiea 58, Molokai 50 Punahou 80, Roosevelt 66 Waiakea 69, Hilo 63 (OT) (1) Kalaheo 49, (2) Saint Louis 42	1997 Feb. 19 At McCabe Gym, Saint Louis Waiakea 40, Kaiser 37 Moanalua 64, Punahou 56 At Moanalua Aiea 58, Kapaa 55 Seabury Hall 59, Waipahu 35 Feb. 20 At Neal Blaisdell Arena Kapaa 52, Waipahu 40 (2) Kalaheo 63, Waiakea 29 (1) Iolani 50, Aiea 46 (4) Hilo 56, Seabury Hall 49 Moanalua 46, (3) Baldwin 45 Feb. 21 Punahou 73, Kaiser 41 Baldwin 46, Waiakea 41 Seabury Hall 67, Aiea 56 Moanalua 57, (2) Kalaheo 55 (2OT) (1) Iolani 64, (4) Hilo 48 Feb. 22 Punahou 78, Kapaa 64 Baldwin 69, Seabury Hall 57 (2OT) Kalaheo 70, Hilo 60 Moanalua 58, (1) Iolani 57	1999 (At Stan Sheriff Center) Feb. 16 Kapaa 45, Waianae 40 Kalani 70, Lahainaluna 58 Saint Louis 60, Kohala 49 Castle 37, Iolani 28 Feb. 17 Iolani 63, Kohala 56 (OT) Saint Louis 53, (4) Maui 47 (3) Waiakea 85, Kalani 75 (1) Kalaheo 59, Castle 36 (2) Punahou 69, Kapaa 31 Feb. 18 Waianae 51, Lahainaluna 46 Maui 59, Castle 43 Kalani 62, Kapaa 57 (2) Punahou 62, (3) Waiakea 32 (1) Kalaheo 60, Saint Louis 51 Feb. 19 Waianae 43, Iolani 34 Maui 62, Kalani 61 Saint Louis 57, Waiakea 39 (2) Punahou 51, (1) Kalaheo 47 (OT)

2000 (At Stan Sheriff Center)
<u>Feb. 22</u> Kalaheo 57, Honokaa 53 Lahainaluna 65, Punahou 52 Radford 55, Kauai 40 Iolani 57, Mililani 33
<u>Feb. 23</u> Honokaa 65, Punahou 54 (4) Baldwin 35, Radford 32 (1) Hilo 61, Iolani 41 (2) Saint Louis 59, Kalaheo 58 (OT) (3) Roosevelt 57, Lahainaluna 39
<u>Feb. 24</u> Mililani 71, Kauai 60 Radford 59, Iolani 57 Kalaheo 50, Lahainaluna 49 (2) Saint Louis 58, (3) Roosevelt 55 (OT) (1) Hilo 58, (4) Baldwin 46
<u>Feb. 25</u> Mililani 70, Honokaa 61 Kalaheo 49, Radford 43 Roosevelt 54, Baldwin 40 (1) Hilo 68, (2) Saint Louis 55

2002
<u>Feb. 20</u> At Radford Kamehameha 30, Kealakehe 28 Kaimuki 61, Punahou 47 At Kekuhaupio Gym, Kamehameha Castle 70, Baldwin 60 Mililani 61, Waimea 45
<u>Feb. 21</u> At Radford Kaimuki 44, (3) Lahainaluna 40 (2) Kalaheo 64, Kamehameha 53 At Kekuhaupio Gym, Kamehameha Mililani 75, (4) Waiakea 58 (1) Iolani 70, Castle 57
<u>Feb. 22</u> At Neal Blaisdell Arena Baldwin 37, Waimea 28 Punahou 78, Kealakehe 58 Castle 71, Waiakea 51 Kamehameha 54, Lahainaluna 51 (OT) (2) Kalaheo 53, Kaimuki 51 (1) Iolani 62, Mililani 51
<u>Feb. 23</u> Punahou 50, Baldwin 44 Castle 48, Kamehameha 46 Kaimuki 61, Mililani 54 (1) Iolani 58, (2) Kalaheo 57

2004 (At Neal Blaisdell Arena)
<u>Feb. 25</u> Punahou 68, Waiakea 64 Mililani 67, Baldwin 56 Kaimuki 48, Waimea 46 Kamehameha 56, McKinley 38
<u>Feb. 26</u> Baldwin 62, Waimea 40 Mililani 72, (4) Kealakehe 62 Punahou 74, (3) Maui 55 (2) Kalaheo 55, Kamehameha 44 (1) Iolani 63, Kaimuki 41
<u>Feb. 27</u> McKinley 66, Waiakea 65 Kealakehe 56, Kaimuki 39 Kamehameha 53, Maui 44 (1) Iolani 71, Mililani 45 (2) Kalaheo 62, Punahou 43
<u>Feb. 28</u> Baldwin 57, McKinley 55 (OT) Kamehameha 59, Kealakehe 55 (OT) Punahou 56, Mililani 47 (1) Iolani 64, (2) Kalaheo 54

2001
<u>Feb. 21</u> At McKinley Saint Louis 54, Waiakea 39 Punahou 60, Kahuku 55 At McCabe Gym, Saint Louis Leilehua 70, Kapaa 49 Mililani 42, Baldwin 41
<u>Feb. 22</u> At McKinley Saint Louis 39, (4) Maui 32 (1) Kalaheo 71, Punahou 56 At McCabe Gym, Saint Louis (3) Honokaa 51, Mililani 47 (2) Iolani 65, Leilehua 63 (OT)
<u>Feb. 23</u> At Stan Sheriff Center Kahuku 70, Waiakea 57 Baldwin 59, Kapaa 45 Punahou 59, Maui 48 Leilehua 70, Mililani 57 (1) Kalaheo 52, Saint Louis 44 (2) Iolani 49, (3) Honokaa 47
<u>Feb. 24</u> Kahuku 69, Baldwin 55 Leilehua 78, Punahou 61 Honokaa 50, Saint Louis 44 (1) Kalaheo 68, (2) Iolani 60

2003 (At Neal Blaisdell Arena)
<u>Feb. 26</u> Leilehua 52, Waimea 45 Kamehameha 64, Waiakea 52 Baldwin 59, Mililani 43 Saint Louis 47, Kaimuki 45
<u>Feb. 27</u> Waiakea 86, Mililani 80 (2OT) Saint Louis 73, (3) Keaau 36 (2) Maui 68, Leilehua 49 (1) Iolani 78, Baldwin 50 Kamehameha 60, (4) Kalaheo 55 (OT)
<u>Feb. 28</u> Waimea 54, Kaimuki 53 Kalaheo 62, Baldwin 42 Leilehua 44, Keaau 41 Saint Louis 59, (2) Maui 49 (1) Iolani 53, Kamehameha 48
<u>March 1</u> Waimea 65, Waiakea 57 Kalaheo 54, Leilehua 48 Maui 48, Kamehameha 45 (1) Iolani 61, Saint Louis 37

2005 (At Neal Blaisdell Arena)
<u>Feb. 23</u> Campbell 63, KS-Maui 42 Punahou 65, Waiakea 53 Kalaheo 66, Kauai 53 KS-Kapalama 69, Kaimuki 49
<u>Feb. 24</u> Kauai 70, KS-Maui 35 Campbell 69, (4) Konawaena 62 (OT) (2) Kahuku 56, KS-Kapalama 47 (3) Baldwin 56, Punahou 50 (1) Iolani 64, Kalaheo 49
<u>Feb. 25</u> Waiakea 61, Kaimuki 48 Kalaheo 55, Konawaena 49 Punahou 63, KS-Kapalama 42 (1) Iolani 65, Campbell 46 (2) Kahuku 60, (3) Baldwin 57
<u>Feb. 26</u> Kauai 56, Waiakea 46 Punahou 48, Kalaheo 39 Baldwin 65, Campbell 62 (1) Iolani 62 (2) Kahuku 51

2006
Feb. 21 At Radford Kahuku 67, Honokaa 63 (OT) Kalaheo 93, Waimea 36 At McKinley KS-Kapalama 51, Lahainaluna 49 Campbell 64, Saint Louis 63
Feb. 22 At Radford Kahuku 50, (4) Baldwin 46 (OT) (1) Iolani 59, Kalaheo 38 At McKinley KS-Kapalama 49, (3) KS-Hawaii 45 (2) Kaimuki 68, Campbell 50
Feb. 23 At Stan Sheriff Center Waimea 35, Honokaa 27 Saint Louis 79, Lahainaluna 54 Kalaheo 49, Baldwin 37 KS-Hawaii 59, Campbell 54 (2) Kaimuki 46, KS-Kapalama 41 (OT) (1) Iolani 60, Kahuku 36
Feb. 24 At Stan Sheriff Center Saint Louis 79, Waimea 55 Kalaheo 54, KS-Hawaii 34 KS-Kapalama 66, Kahuku 60 (1) Iolani 54, Kaimuki 41

2008
Feb. 16 (Play-in game at Hilo Civic) KS Kapalama 50, Honokaa 27
Feb. 20 At Radford Punahou 65, Lahainaluna 32 KS-Kapalama 62, Kahuku 57 At McKinley KS-Hawaii 55, Kalaheo 49 Moanalua 65, Campbell 43
Feb. 21 At Radford Kahuku 62, Lahainaluna 49 (2) Konawaena 54, KS-Kapalama 53 Punahou 56, (3) Mililani 31 At McKinley Campbell 75, Kalaheo 74 KS-Hawaii 52, (4) KS-Maui 38 Moanalua 58, (1) Iolani 55
Feb. 22 At Neal Blaisdell Arena Kahuku 65, Campbell 62 Iolani 81, KS-Maui 60 KS-Kapalama 46, Mililani 32 KS-Hawaii 51, Moanalua 45 Punahou 61, (2) Konawaena 35
Feb. 23 At Neal Blaisdell Arena KS-Kapalama 69, Iolani 49 Konawaena def. Moanalua (forfeit) Punahou 41, KS-Hawaii 38

2010
March 3 At Radford Kahuku 61, Waiakea 56 Mililani 63, Farrington 51 At McKinley Punahou 59, KS Maui 45 KS Kapalama 67, Campbell 53
March 4 At Radford Waiakea 43, Farrington 36 Kahuku 65, (4) Lahainaluna 62 (1) Iolani 72, Mililani 53 At McKinley KS Maui 63, Campbell 54 Punahou 76, (3) Hilo 46 KS Kapalama 53, (2) Moanalua 50
March 5 At Stan Sheriff Center KS Maui 53, Waiakea 43 Mililani 73, Lahainaluna 62 Moanalua 64, Hilo 60 (1) Iolani 55, Kahuku 44 KS Kapalama 47, Punahou 43
March 6 At Stan Sheriff Center Mililani 71, Moanalua 67 (OT) Punahou 58, Kahuku 56 (1) Iolani 46, KS Kapalama 43

2007
Feb. 17 (Play-in game at Kealakehe) Saint Louis 63, Konawaena 42
Feb. 20 At Radford Saint Louis 50, Campbell 30 Iolani 70, Baldwin 45 At McKinley Kalaheo 47, Honokaa 37 Moanalua 73, Radford 71 (OT)
Feb. 21 At Radford (3) KS-Hawaii 57, Iolani 54 (2) Kaimuki 53, Saint Louis 51 At McKinley Kalaheo 68, (4) KS-Maui 39 (1) Punahou 73, Moanalua 63
Feb. 22 At Stan Sheriff Center Honokaa 47, Radford 38 Campbell 67, Baldwin 53 Moanalua 58, KS-Maui 47 Iolani 41, Saint Louis 39 (1) Punahou 66, Kalaheo 53 (2) Kaimuki 54, (3) KS-Hawaii 44
Feb. 23 At Stan Sheriff Center Honokaa 47, Campbell 43 Iolani 77, Moanalua 57 Kalaheo 82, KS-Hawaii 71 (2) Kaimuki 61, (1) Punahou 53

2009
Feb. 28 (Play-in game at Keaau) Punahou 52, KS Hawaii 36
March 4 At McKinley Kaimuki 76, Keaau 60 Kalaheo 63, Radford 36 At Radford Iolani 60, Lahainaluna 50 Punahou 51, Campbell 32
March 5 At McKinley Radford 56, Keaau 53 (OT) Kaimuki 64, (4) Baldwin 51 (1) KS-Kapalama 67, Kalaheo 36 At Radford Lahainaluna 53, Campbell 45 Iolani 58, (3) Waiakea 40 (2) Kahuku 40, Punahou 39
March 6 At Neal Blaisdell Arena Lahainaluna 47, Radford 33 Kalaheo 62, Baldwin 58 Punahou 48, Waiakea 44 (1) KS-Kapalama 63, Kaimuki 57 (3OT) (2) Kahuku 56, Iolani 53
March 7 At Neal Blaisdell Arena Punahou 51, Kalaheo 28 Iolani 53, Kaimuki 50 (1) KS-Kapalama 47, (2) Kahuku 45

2011
Feb. 16 At Farrington Kahuku 82, Hilo 56 Radford 52, Mililani 50 At McKinley KS-Kapalama 86, Baldwin 38 Academy of the Pacific 53, Roosevelt 46
Feb. 17 At Farrington Roosevelt 39, Baldwin 36 KS-Kapalama 80, (3) KS-Hawaii 51 Academy of the Pacific 51, (2) Moanalua 50 (OT) At McKinley Mililani 63, Hilo 55 Kahuku 66, (4) Lahainaluna 56 (1) Iolani 64, Radford 24
Feb. 18 At Stan Sheriff Center Mililani 64, Roosevelt 60 Radford 63, Lahainaluna 47 Moanalua 62, KS-Hawaii 47 KS-Kapalama 68, Academy of the Pacific 54 (1) Iolani 45, Kahuku 38
Feb. 19 At Stan Sheriff Center Radford 41, Moanalua 40 Kahuku 69, Academy of the Pacific 53 KS-Kapalama 64, (1) Iolani 53

2012	2014	2016
<u>Feb. 22</u> At McKinley Hilo 50, Moanalua 45 Leilehua 61, Kapolei 43 At Radford King Kekaulike 43, KS Kapalama 38 Academy of the Pacific 46, Pearl City 26	<u>Feb. 19</u> At McKinley Campbell 46, Leilehua 35 Lahainaluna 57, Kalaheo 27 At Radford Mililani 70, Waiakea 62 Maryknoll 59, Moanalua 54	<u>Feb. 17</u> At Moanalua Kahuku 72, Konawaena 40 Punahou 51, Leilehua 47 (OT) At McKinley Baldwin 43, McKinley 40 Kaiser 41, Kailua 35
<u>Feb. 23</u> At McKinley Kapolei 83, Moanalua 51 (4) Baldwin 41, Leilehua 39 (1) Punahou 78, Hilo 53 At Radford KS Kapalama 56, Pearl City 49 (3) KS Hawaii 39, Academy of the Pacific 37 (OT) (2) Kahuku 46, King Kekaulike 35	<u>Feb. 20</u> At McKinley Kalaheo 41, Leilehua 38 Campbell 58, (4) Konawaena 53 (1) Iolani 54, Lahainaluna 32 At Moanalua Waiakea 52, Moanalua 49 (2) Farrington 46, Mililani 44 Maryknoll 66, (3) Baldwin 61	<u>Feb. 18</u> At Moanalua Leilehua 39, Konawaena 31 Punahou 57, (3) Lahainaluna 47 Kahuku 72, (2) Kalaheo 52 At McKinley McKinley 58, Kailua 33 Kaiser 77, (4) Waiakea 61 (1) Iolani 43, Baldwin 27
<u>Feb. 24</u> At Neal Blaisdell Arena Kapolei 50, KS Kapalama 46 Leilehua 60, Hilo 55 Academy of the Pacific 60, King Kekaulike 45 (1) Punahou 59, (4) Baldwin 41 (2) Kahuku 57, (3) KS Hawaii 50	<u>Feb. 21</u> At Neal Blaisdell Arena Waiakea 54, Kalaheo 32 Konawaena 69, Lahainaluna 49 Baldwin 63, Mililani 54 (1) Iolani 56, Campbell 33 (2) Farrington 63, Maryknoll 57	<u>Feb. 19</u> At Stan Sheriff Center McKinley 45, Leilehua 41 Baldwin 59, Waiakea 52 Kalaheo 58, Lahainaluna 51 Punahou 52, Kahuku 50 (OT) (1) Iolani 61, Kaiser 42
<u>Feb. 25</u> At Neal Blaisdell Arena Academy of the Pacific 56, Leilehua 45 Baldwin 53, KS Hawaii 49 (1) Punahou 59, (2) Kahuku 52	<u>Feb. 22</u> At Neal Blaisdell Arena Konawaena 52, Baldwin 51 Maryknoll 73, Campbell 63 (1) Iolani 43, (2) Farrington 40	<u>Feb. 20</u> At Stan Sheriff Center Kalaheo 59, Baldwin 50 (2OT) Kahuku 64, Kaiser 58 (1) Iolani 45, Punahou 40

2013	2015
<u>Feb. 20</u> At McKinley Baldwin 57, Kapolei 43 Pearl City 68, Moanalua 60 (OT) At Moanalua Mililani 84, KS-Hawaii 68 Punahou 63, Farrington 50	<u>Feb. 25</u> At Moanalua Kalaheo 77, Maui 65 Kahuku 49, Moanalua 48 At McKinley Campbell 42, KS Hawaii 34 Iolani 37, Leilehua 36
<u>Feb. 21</u> At McKinley Moanalua 67, Kapolei 55 (4) Konawaena 44, Pearl City 33 (1) Maryknoll 64, Baldwin 54 At Moanalua Farrington 57, KS-Hawaii 56 Punahou 56, (3) King Kekaulike 32 (2) Kalaheo 56, Mililani 32	<u>Feb. 26</u> At Moanalua Moanalua 75, Maui 66 Kahuku 57, (4) Konawaena 45 Kalaheo 64, (1) Punahou 48 At McKinley Leilehua 39, KS Hawaii 35 Campbell 51, (2) Farrington 45 Iolani 44, (3) Lahainaluna 34
<u>Feb. 22</u> At Neal Blaisdell Arena Farrington 75, Moanalua 64 Baldwin 58, Pearl City 49 King Kekaulike 67, Mililani 50 (2) Kalaheo 55, Punahou 48 (OT) (1) Maryknoll 45, (4) Konawaena 32	<u>Feb. 27</u> At Stan Sheriff Center Moanalua 75, Leilehua 66 Punahou 83, Konawaena 40 Lahainaluna 63, Farrington 54 Iolani 29, Campbell 27 Kalaheo 36, Kahuku 35
<u>Feb. 23</u> At Neal Blaisdell Arena Baldwin 50, King Kekaulike 35 Punahou 67, Konawaena 41 (2) Kalaheo 60, (1) Maryknoll 54 (OT)	<u>Feb. 21</u> At Stan Sheriff Center Lahainaluna 59, Punahou 54 Campbell 63, Kahuku 59 (2OT) Kalaheo 53, Iolani 45

2016 – Boys Basketball - Division 1: 12-team tournament (McKinley gym, Moanalua gym, Stan Sheriff Center)



Friday,
Feb. 19

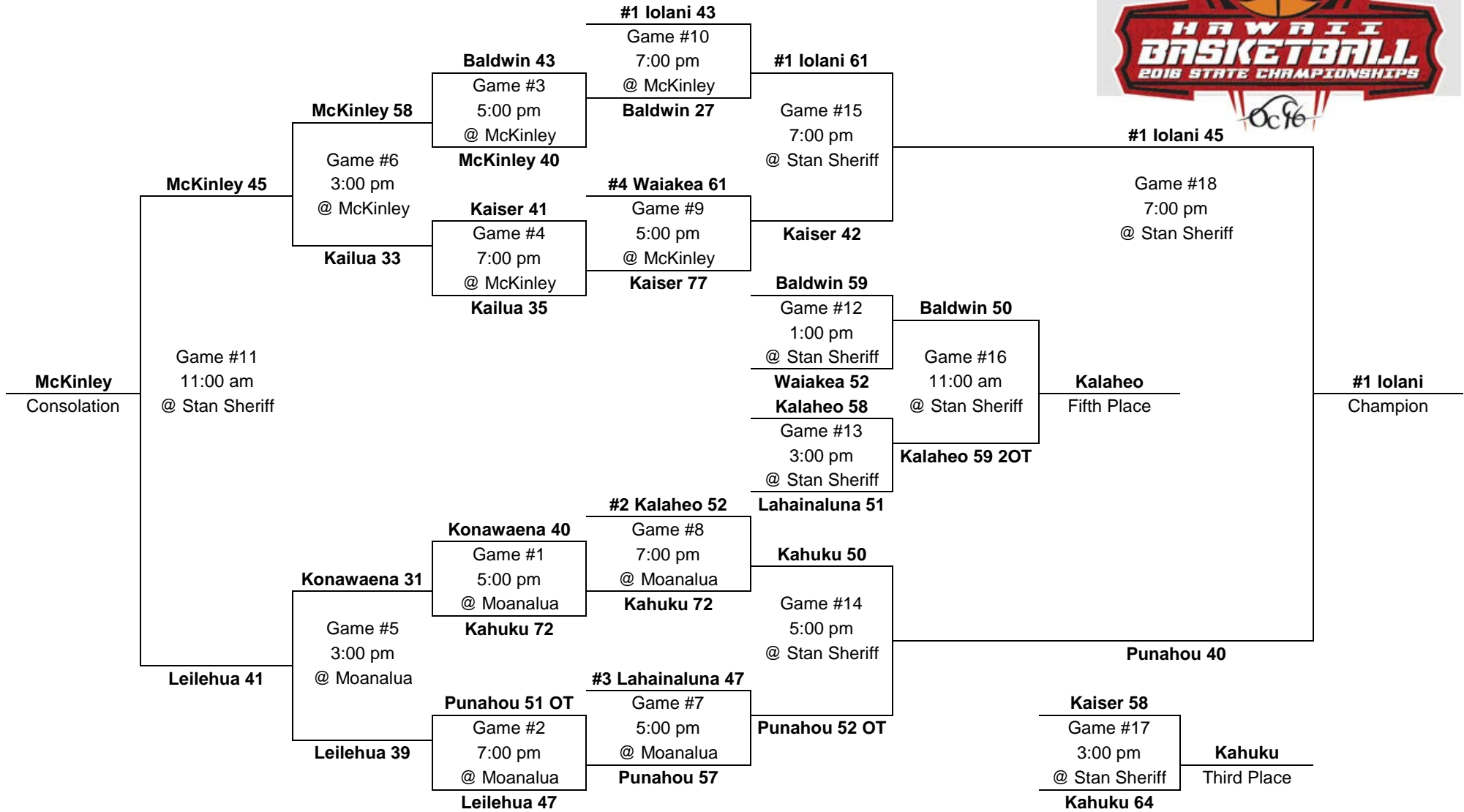
Thursday,
Feb. 18

Wednesday,
Feb. 17

Thursday,
Feb. 18

Friday,
Feb. 19

Saturday,
Feb. 20



PARTICIPATING TEAMS				ALL-TOURNAMENT TEAM: Hugh Hogland, Iolani – Most Outstanding Player Robby Mann, Iolani Chance Kalaugher, Kaiser Jared Lum, Punahou Leading scorer: (3 games) Kekai Smith, Kalaheo (22-52 FG, 6-16 3-FG, 9-11 FT, 59 pts, 19.7 ppg) (4 games) Chance Kalaugher, Kaiser (29-73 FG, 8-27 3-FG, 23-31 FT, 89 pts, 22.3 ppg)
OIA (6)	ILH (2)	BIIF (2)	MIL (2)	
1. Kalaheo	1. Iolani	1. Waiakea	1. Lahainaluna	
2. Kaiser	2. Punahou	2. Konawaena	2. Baldwin	
3. McKinley				
4. Leilehua				
5. Kahuku				
6. Kailua				

2015 – Boys Basketball - Division 1: 12-team tournament (Moanalua gym, McKinley gym, Stan Sheriff Center)

Friday,
Feb. 27

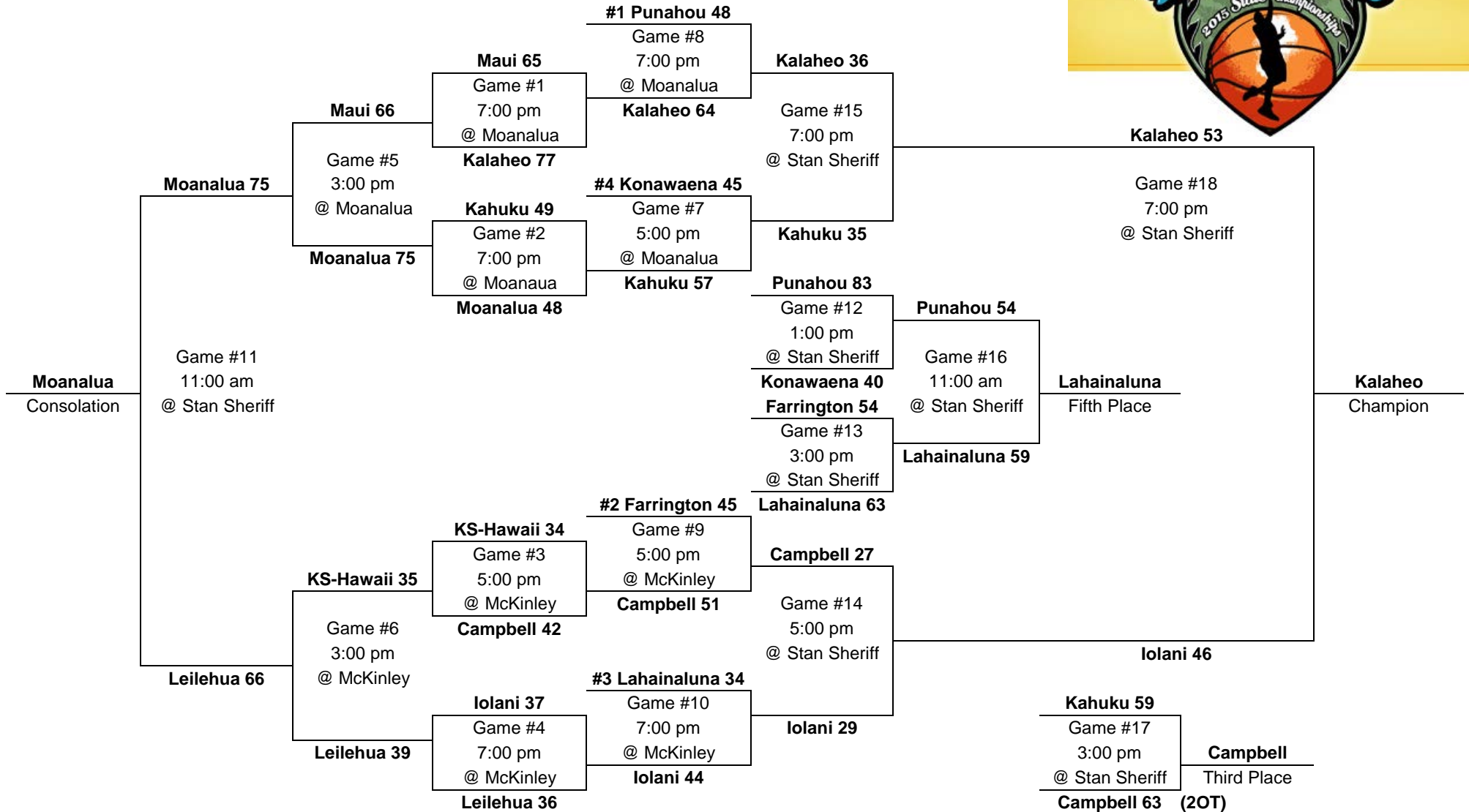
Thursday,
Feb. 26

Wednesday,
Feb. 25

Thursday,
Feb. 26

Friday,
Feb. 27

Saturday,
Feb. 28



PARTICIPATING TEAMS				ALL-TOURNAMENT TEAM: Kaleb Gilmore, Kalaheo – Most Outstanding Player Kupaa Harrison, Kalaheo Denhym Brooke, Kahuku David Marrero, Campbell Leading scorer: (3 games) Kyrie McRaven, Moanalua (24-43 FG, 4-7 3-FG, 5-11 FT, 57 pts, 19.0 ppg) (4 games) Kaleb Gilmore, Kalaheo (18-48 FG, 5-19 3-FG, 40-44 FT, 81 pts, 20.3 ppg)
OIA (6) 1. Farrington 2. Kahuku 3. Kalaheo 4. Leilehua 5. Campbell 6. Moanalua	ILH (2) 1. Punahou 2. Iolani	BIIF (2) 1. Konawaena 2. KS-Hawaii	MIL (2) 1. Lahainaluna 2. Maui	

2014 – Boys Basketball - Division 1: 12-team tournament (Radford gym, McKinley gym, Neal S. Blaisdell Arena)

Friday,
Feb. 21

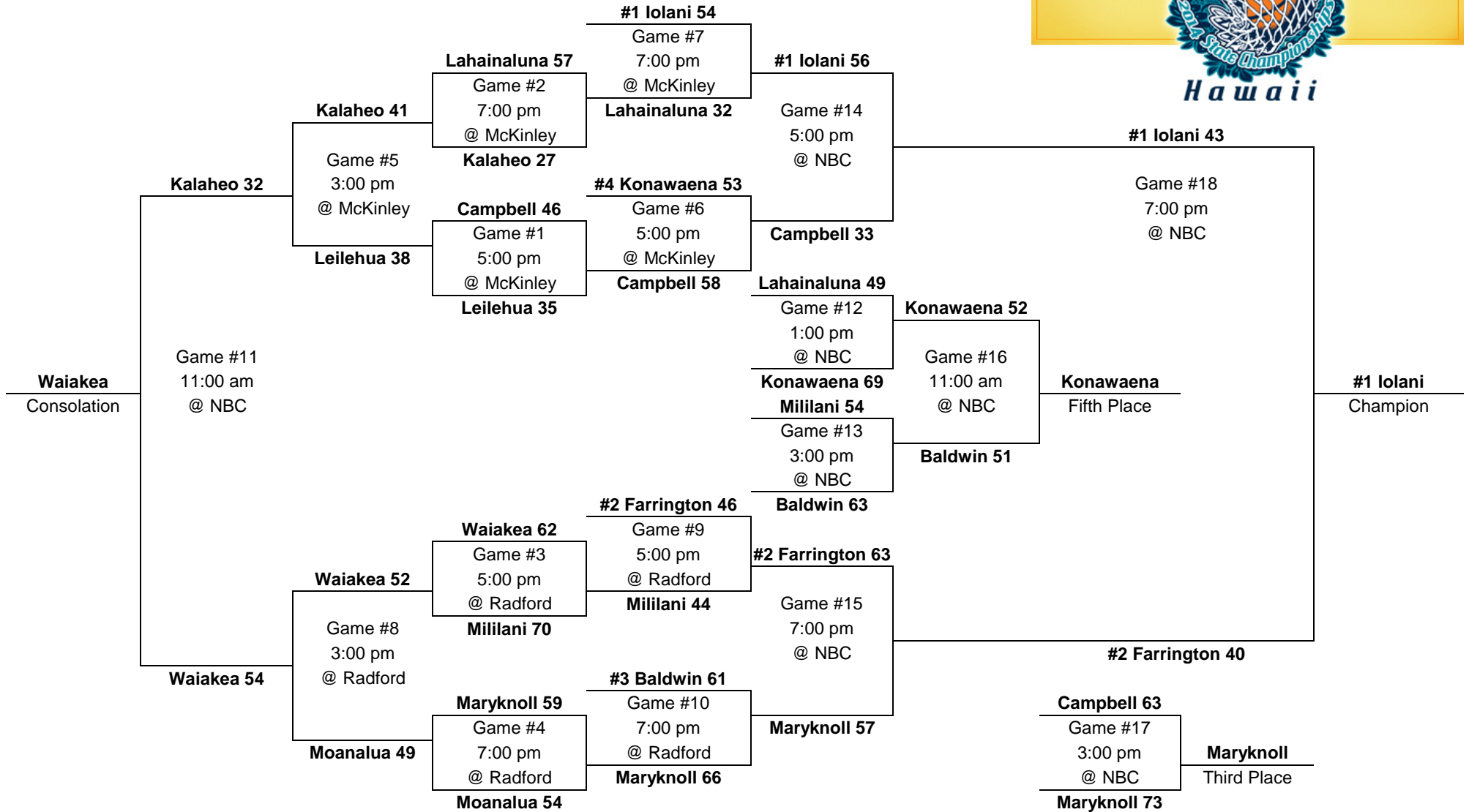
Thursday,
Feb. 20

Wednesday,
Feb. 19

Thursday,
Feb. 20

Friday,
Feb. 21

Saturday,
Feb. 22



PARTICIPATING TEAMS				ALL-TOURNAMENT TEAM: Ikaika Phillip, Iolani – Most Outstanding Player Joshua Burnett, Maryknoll Zach Buscher, Iolani Ryan Garces, Baldwin Kaleb Gilmore, Maryknoll Jacob McEnroe, Farrington
OIA (6) 1. Farrington 2. Campbell 3. Kalaheo 4. Moanalua 5. Mililani 6. Leilehua	ILH (2) 1. Iolani 2. Maryknoll	BIIF (2) 1. Konawaena 2. Waiakea	MIL (2) 1. Baldwin 2. Lahainaluna	

Leading scorer: (3 games) Kaleb Gilmore, Maryknoll (24-45 FG, 8-20 3-FG, 10-17 FT, 66 pts, 22.0 ppg)
 (4 games) Joshua Burnett, Maryknoll (46-65 FG, 7-17 3-FG, 29-39 FT, 108 pts, 27.0 ppg)

2013 – Boys Basketball - Division 1: 12-team tournament (Moanalua gym, McKinley gym, Neal S. Blaisdell Arena)

Hawaiian Airlines



Friday,
Feb. 22

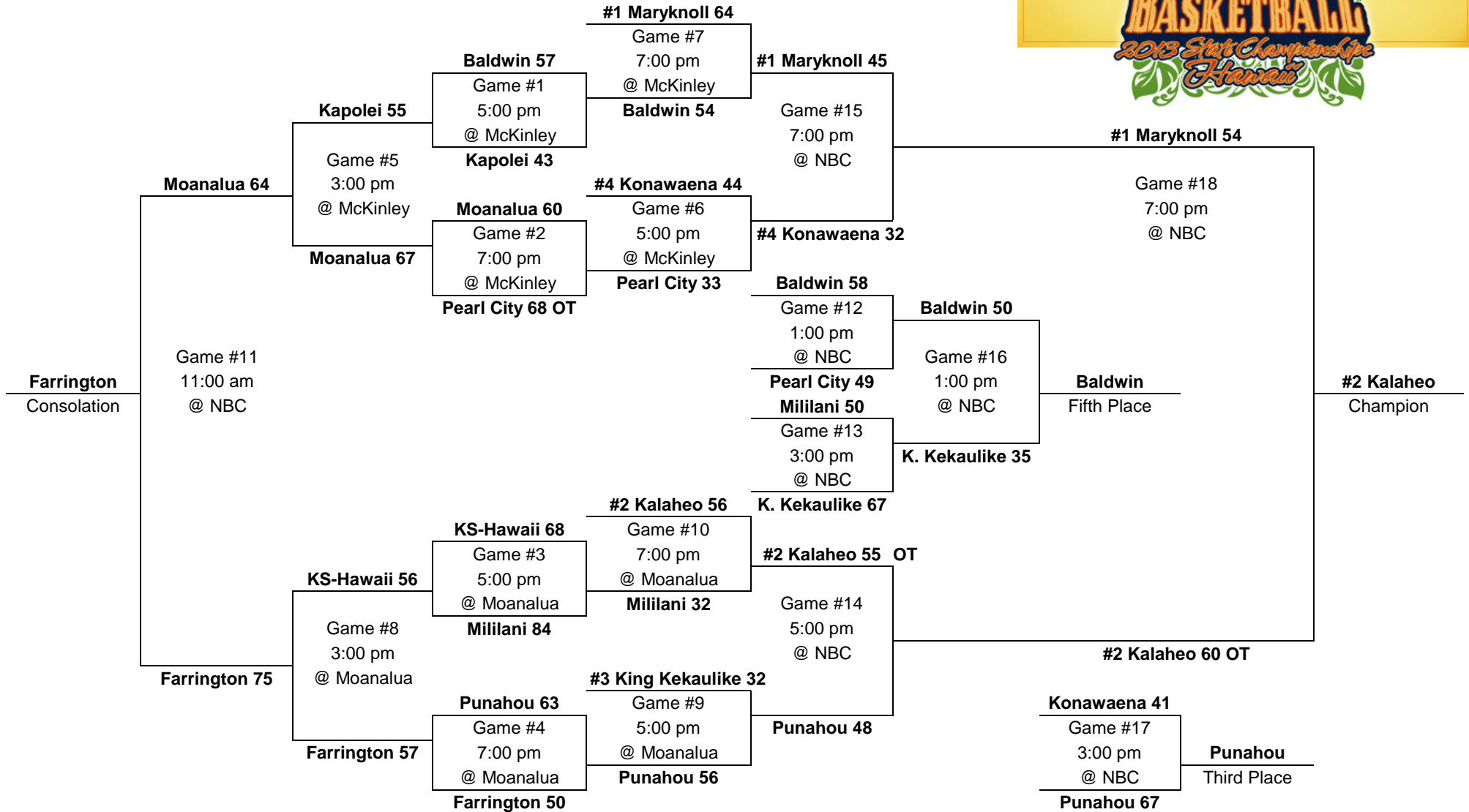
Thursday,
Feb. 21

Wednesday,
Feb. 20

Thursday,
Feb. 21

Friday,
Feb. 22

Saturday,
Feb. 23



PARTICIPATING TEAMS				ALL-TOURNAMENT TEAM: Joshua Ko, Kalaheo – Most Outstanding Player	
OIA (6) 1. Kalaheo 2. Moanalua 3. Kapolei 4. Mililani 5. Farrington 6. Pearl City	ILH (2) 1. Maryknoll 2. Punahou	BIIF (2) 1. Konawaena 2. KS-Hawaii	MIL (2) 1. King Kekaulike 2. Baldwin	Tobias Schramm, Maryknoll	Nick Velasquez, Punahou
				Kaleb Gilmore, Maryknoll	Derick Morgan, Jr., Kalaheo
				Joshua Burnett, Maryknoll	
				Leading scorer: (3 games) Teva Eldridge, Baldwin (67 pts, 22.2 ppg)	
				(4 games) Nick Velasquez, Punahou (68 pts, 17.0 ppg)	

2012 – Boys Basketball - Division 1: 12-team tournament (Radford gym, McKinley gym, Neal S. Blaisdell Arena)

Friday,
Feb. 24

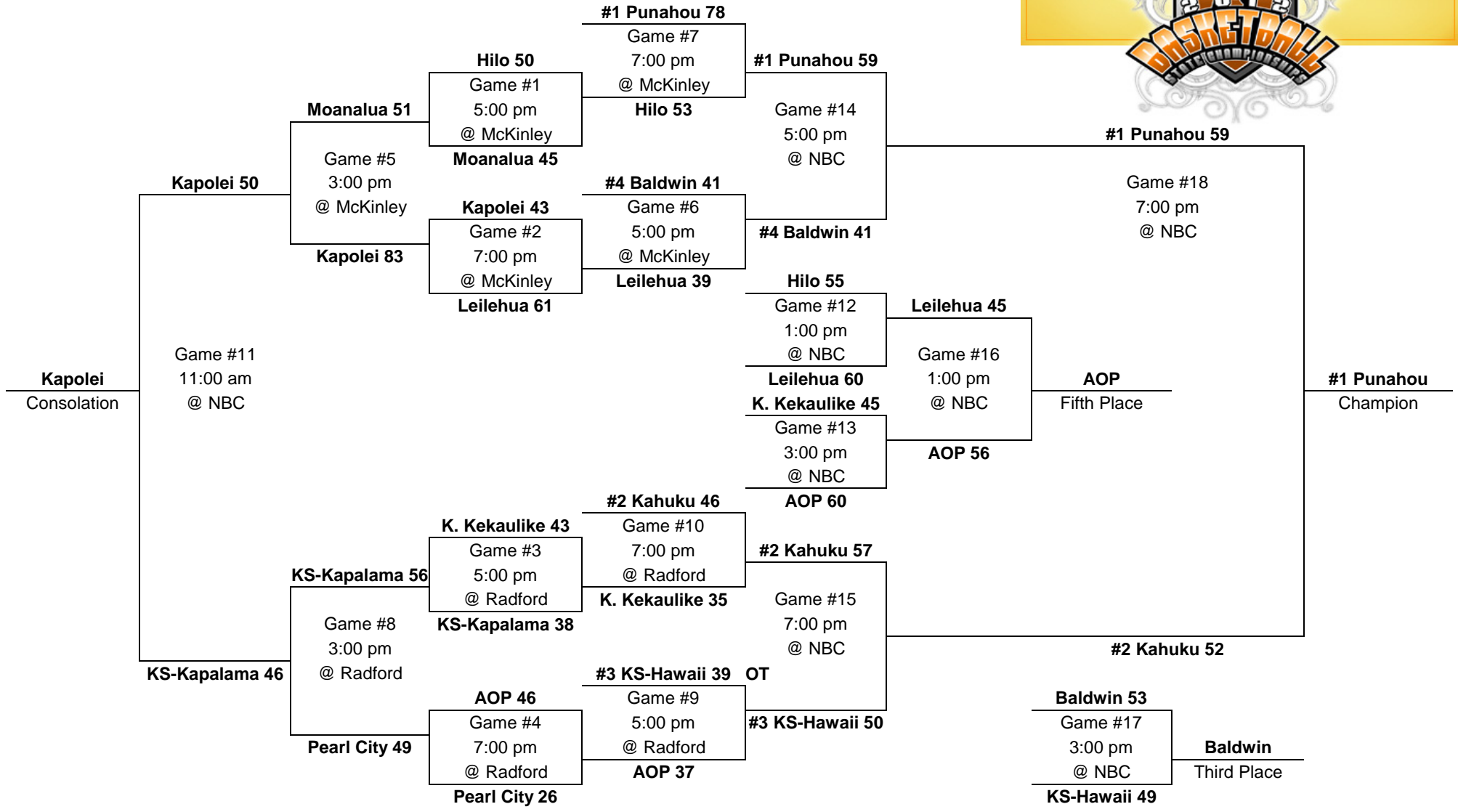
Thursday,
Feb. 23

Wednesday,
Feb. 22

Thursday,
Feb. 23

Friday,
Feb. 24

Saturday,
Feb. 25



PARTICIPATING TEAMS				ALL-TOURNAMENT TEAM:
OIA (5) 1. Kahuku 2. Kapolei 3. Moanalua 4. Leilehua 5. Pearl City	ILH (3) 1. Punahou 2. Academy of the Pacific 3. KS-Kapalama	BIIF (2) 1. KS-Hawaii 2. Hilo	MIL (2) 1. Baldwin 2. King Kekaulike	DeForest Buckner & Malik Johnson, Punahou – Most Outstanding Players Shaun Kagawa, Kamehameha-Hawaii Kawe Johnson, Kahuku Leading scorer: (3 games) Dyrbe Enos, KS Kapalama (11 FG, 5 3-FG, 19-21 FT, 46 pts, 15.3 ppg)

2011 – Boys Basketball - Division 1: 12-team tournament (McKinley gym, Farrington gym, Stan Sheriff Center)



Friday,
Feb. 18

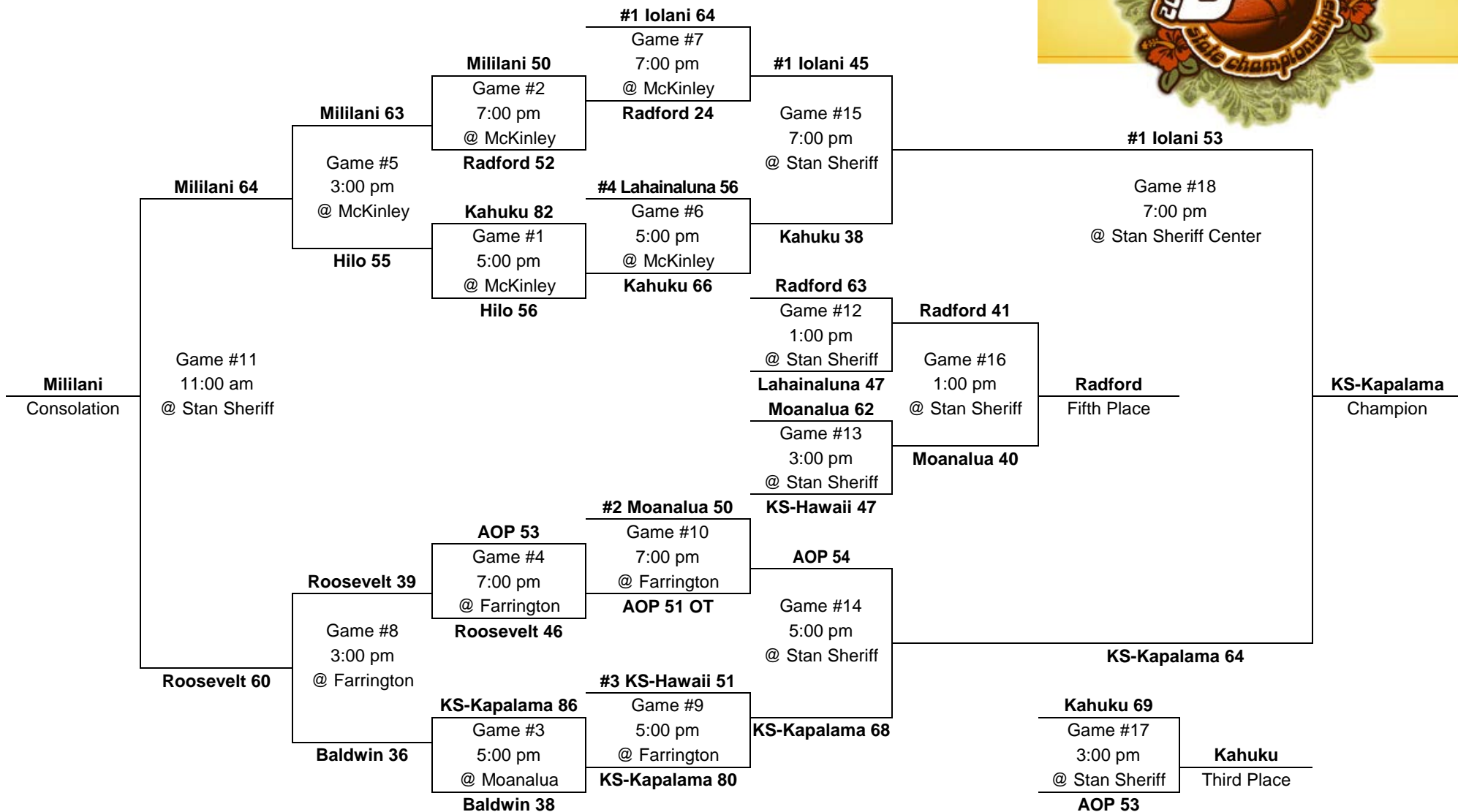
Thursday,
Feb. 17

Wednesday,
Feb. 16

Thursday,
Feb. 17

Friday,
Feb. 18

Saturday,
Feb. 19

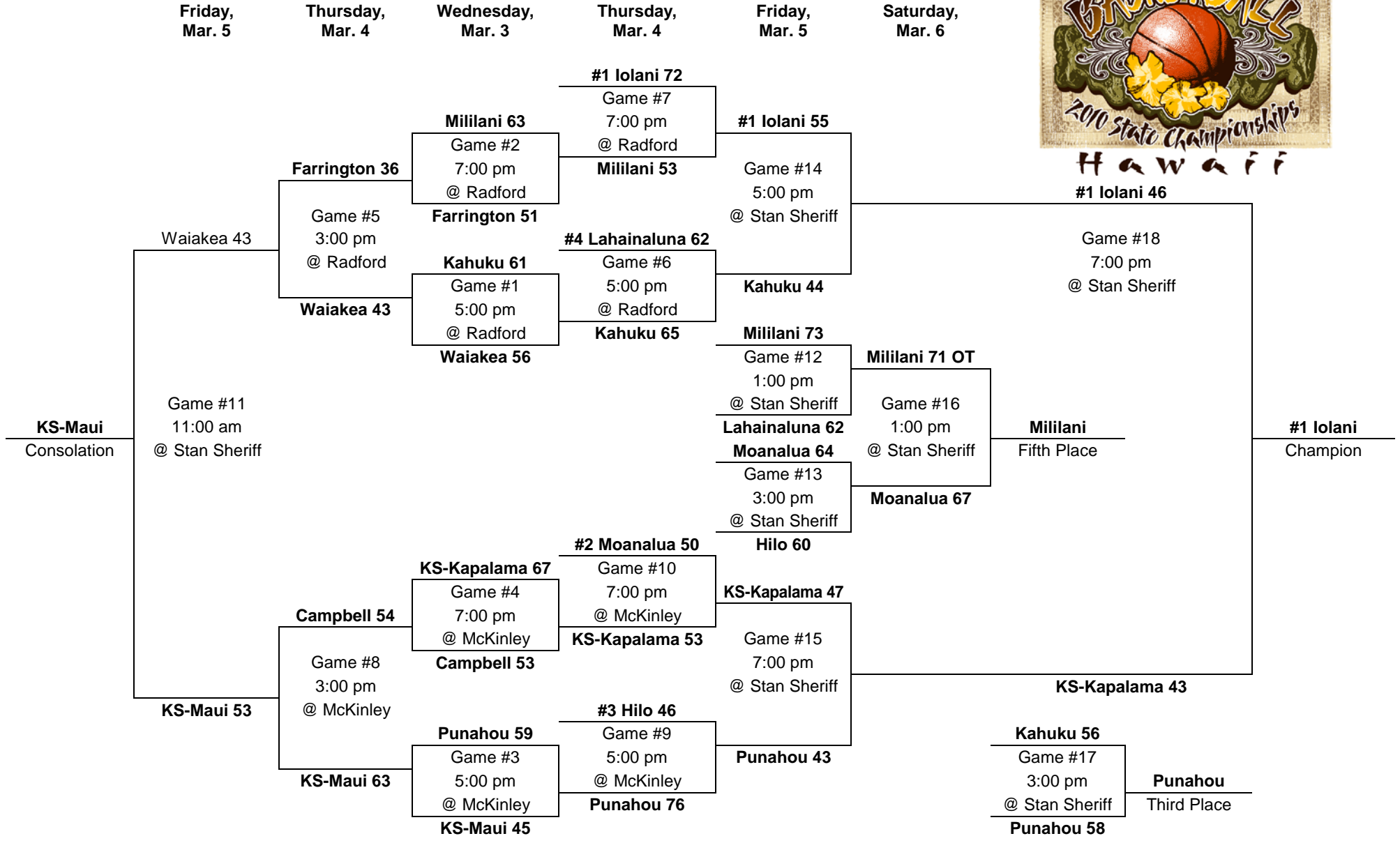


PARTICIPATING TEAMS				ALL-TOURNAMENT TEAM:
OIA (5) 1. Moanalua 2. Kahuku 3. Mililani 4. Roosevelt 5. Radford	ILH (3) 1. Iolani 2. KS-Kapalama 3. Academy of the Pacific	BIIF (2) 1. KS-Hawaii 2. Hilo	MIL (2) 1. Lahainaluna 2. Baldwin	Micah Christensen, KS-Kapalama – Most Outstanding Player Micah Dunhour, Academy of the Pacific Shairone Thompson, Kahuku Dyrbe Enos, Kamehameha
				Trevyn Tulonghari, Iolani Reid Saito, Iolani
				Leading scorer: (3 games) Hassan Richardson, Mililani (24-57 FG, 2-9 3-FG, 10-13 FT, 60 pts, 20.0 ppg) (4 gm) Micah Christensen, KSK (28 fg, 10 3fg, 24-31 ft, 90 pts, 22.5 ppg)

2010 – Boys Basketball - Division 1: 12-team tournament (McKinley gym, Radford gym, Stan Sheriff Center)



H a w a i i
#1 Iolani 46



PARTICIPATING TEAMS				ALL-TOURNAMENT TEAM: Kainoa Chu, Iolani – Most Outstanding Player	
OIA (5) 1. Moanalua 2. Kahuku 3. Mililani 4. Campbell 5. Farrington	ILH (3) 1. Iolani 2. Punahou 3. KS-Kapalama	BIIF (2) 1. Hilo 2. Waiakea	MIL (2) 1. Lahainaluna 2. KS-Maui	Micah Christensen, KS-Kapalama	Nehoa Akina, Kahuku
				Marcus Monroe, Moanalua	Henry Cassiday, Punahou
				Reginald Griffin, Mililani	
				Leading scorer: (3 games) Kainoa Chu, Iolani (19-40 FG, 10-23 3-FG, 21-28 FT, 69 pts, 23.0 ppg)	
				(4 gm) Nehoa Akina, Kahuku (23-68 fg, 13-35 3fg, 21-26 ft, 80 pts, 20.0 ppg)	

2009 – Boys Basketball - Division 1: 12-team tournament (Radford gym, McKinley gym, Neal S. Blaisdell Arena)

Saturday,
Feb. 28
Play-in Game

Friday,
Mar. 6

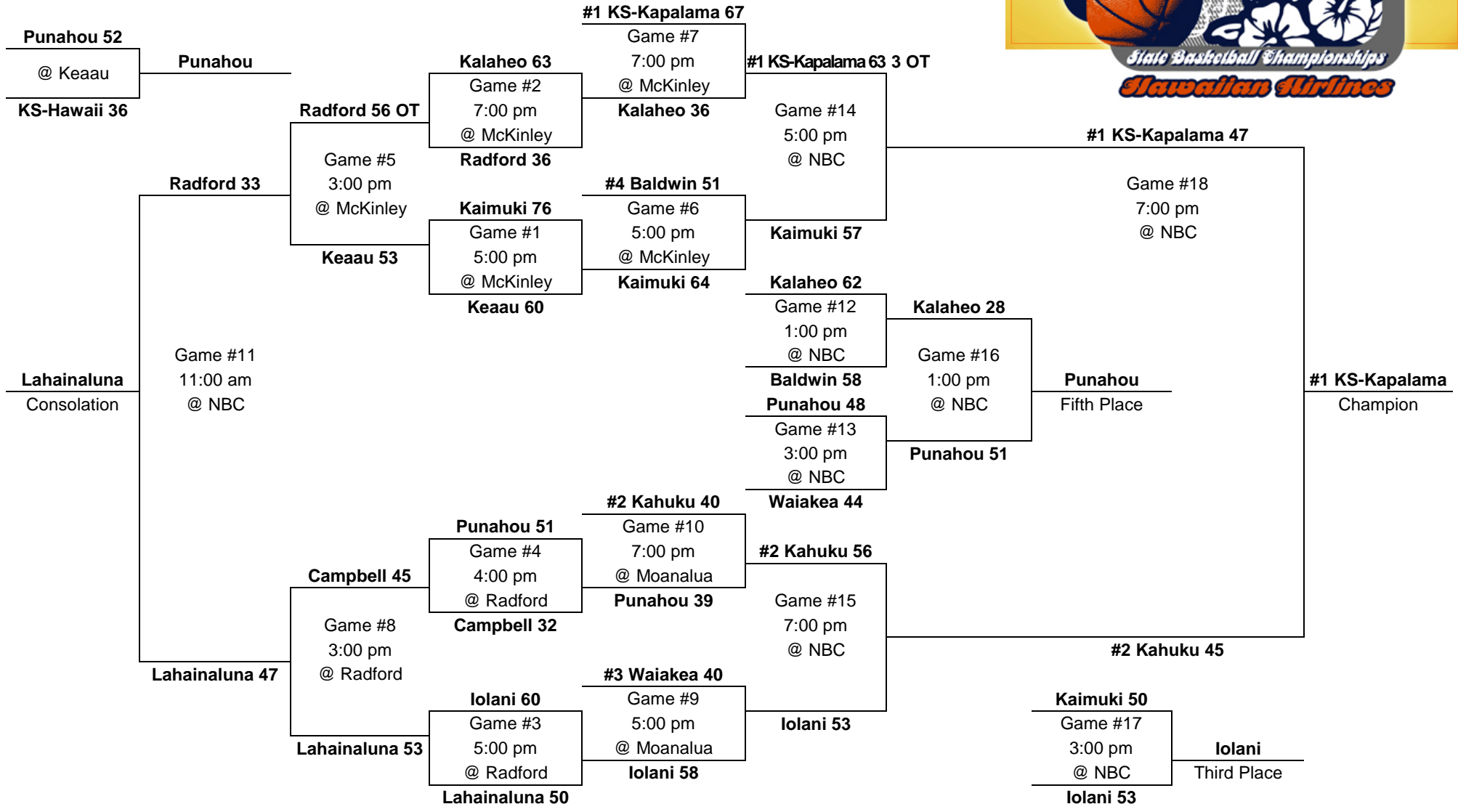
Thursday,
Mar. 5

Wednesday,
Mar. 4

Thursday,
Mar. 5

Friday,
Mar. 6

Saturday,
Mar. 7



PARTICIPATING TEAMS				ALL-TOURNAMENT TEAM:	
OIA (5) 1. Kahuku 2. Kalaheo 3. Kaimuki 4. Campbell 5. Radford	ILH (3) 1. KS-Kapalama 2. Iolani 3. Punahou	BIIF (2) 1. Waiakea 2. Keaau	MIL (2) 1. Baldwin 2. Lahainaluna	Pi'i Minns, KS-Kapalama – MOP	Desmond Tautofi, Kaimuki
Play-in: Punahou (ILH3) vs. KS-Hawaii (BIIF3)				Micah Christenson, KS-Kapalama	Nehoa Akina, Kahuku
				Leading scorer: (3 games) Micah Christensen, KS-Kapalama (15 FG, 3 3-FG, 13-17 FT, 46 pts, 15.3 ppg)	
				(4 gm) Desmond Tautofi, Kaimuki (28 FG, 0 3FG, 21-29 FT, 77 pts, 19.3 ppg)	

2008 – Boys Basketball - Division 1: 12-team tournament (Radford gym, McKinley gym, Neal S. Blaisdell Arena)

Saturday,
Feb. 16

Friday,
Feb. 22

Thursday,
Feb. 21

Wednesday,
Feb. 20

Thursday,
Feb. 21

Friday,
Feb. 22

Saturday,
Feb. 23

Play-in Game

KS-Kapalama 50
@ Hilo Civic
Honokaa 27

KS-Kapalama

Campbell 75

Game #5
4:00 pm
@ McKinley

Kalaheo 74

Campbell 62

Game #11
12:00 pm
@ NBC

Kahuku

Consolation

Moanalua 65

Game #2
8:00 pm
@ McKinley

Campbell 43

KS-Hawaii 55

Game #1
6:00 pm
@ McKinley

Kalaheo 49

#1 Iolani 55

Game #7
8:00 pm
@ McKinley

Moanalua 58

#4 KS-Maui 38

Game #6
6:00 pm
@ McKinley

KS-Hawaii 52

Moanalua 45

Game #14
6:00 pm
@ NBC

KS-Hawaii 51

Iolani 81

Game #12
2:00 pm
@ NBC

KS-Maui 60
KS-Kapalama 46

Game #13
4:00 pm
@ NBC

Mililani 32

Iolani 49

Game #16
2:15 pm
@ NBC

KS-Kapalama
Fifth Place

Punahou

Champion

KS-Hawaii 38

Game #18
8:00 pm
@ NBC

#2 Konawaena 54

Game #10
6:00 pm
@ Radford

KS-Kapalama 53

#2 Konawaena 35

Game #15
8:00 pm
@ NBC

Kahuku 62

Game #8
4:00 pm
@ Radford

Lahainaluna 49

KS-Kapalama 62

Game #4
8:00 pm
@ Radford

Kahuku 57

#3 Mililani 31

Game #9
8:00 pm
@ Radford

Punahou 56

Punahou 65

Game #3
6:00 pm
@ Radford

Lahainaluna 32

Punahou 61

Punahou 41

Moanalua 0

Game #17
4:00 pm
@ NBC

Konawaena 2

Konawaena

Third Place



PARTICIPATING TEAMS

OIA (5) 1. Mililani 2. Moanalua 3. Kalaheo 4. Campbell 5. Kahuku	ILH (3) 1. Iolani 2. Punahou 3. KS-Kapalama	BIIF (2) 1. Konawaena 2. KS-Hawaii	MIL (2) 1. KS-Maui 2. Lahainaluna
Play-in: KS-Kapalama (ILH3) vs. Honokaa (BIIF3)			

ALL-TOURNAMENT TEAM: Kameron Steinhoff, Punahou – MOP
Kealoha Kramer, KS-Hawaii
Stevie Austin, Moanalua
Hogan Rosehill, KS-Hawaii
Leading scorer: (3 games) Stevie Austin, Moanalua
(21 FG, 9 3-FG, 15-18 FT, 66 pts, 22.0 ppg)
(4 g) Hogan Rosehill, KS Hawaii (25 FG, 2 3-FG, 2-11 FT, 54 pts, 13.5 ppg)
Darryl Milana, Konawaena
Manti Te'o, Punahou

2007 – Boys Basketball - Division 1: 12-team tournament (McKinley gym, Moanalua gym, Stan Sheriff Center)

Saturday,
Feb. 17

Friday,
Feb. 23

Thursday,
Feb. 22

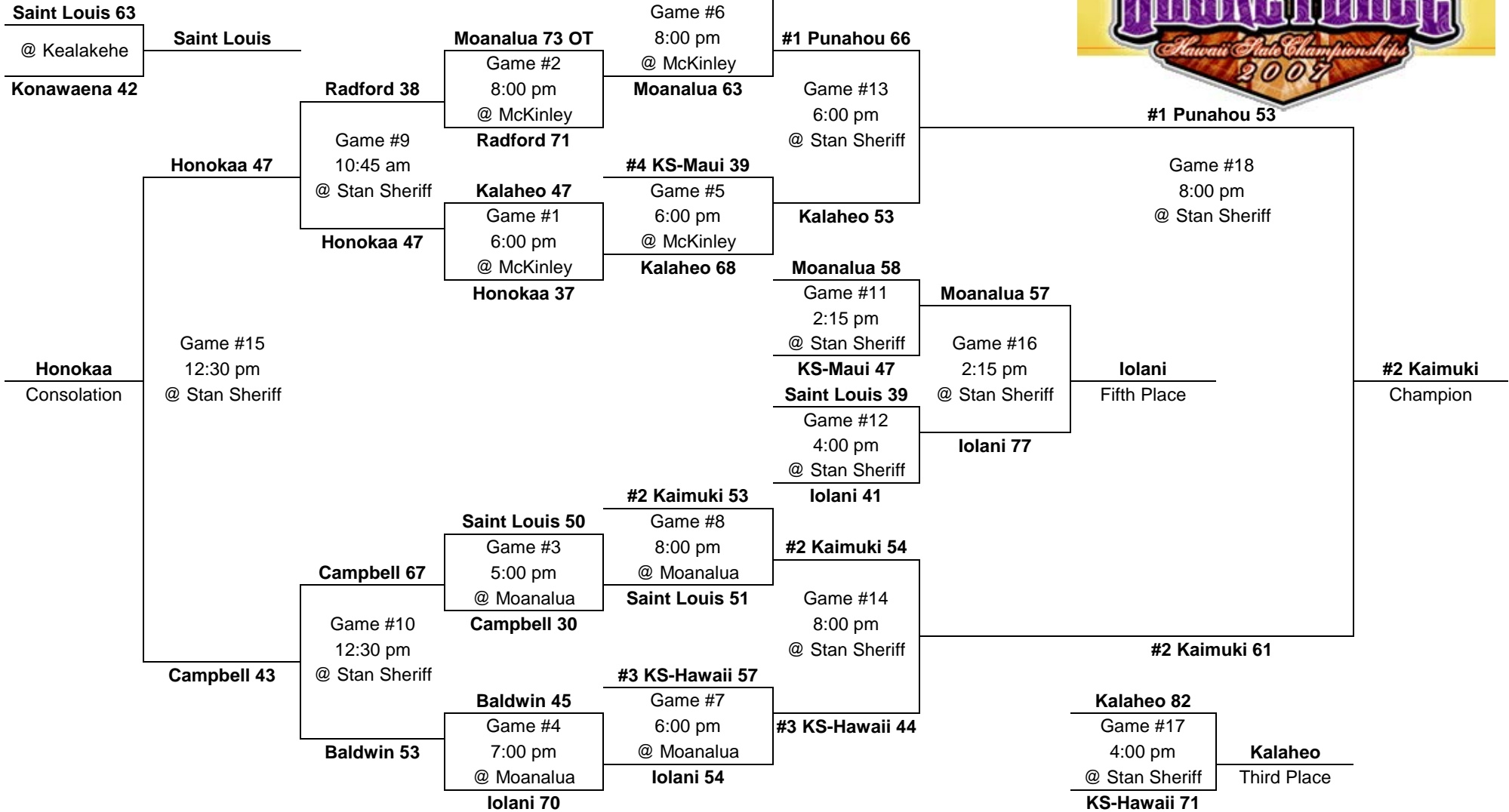
Tuesday,
Feb. 20

Wednesday,
Feb. 21

Thursday,
Feb. 22

Friday,
Feb. 23

Play-in game



PARTICIPATING TEAMS				ALL-TOURNAMENT TEAM: Keone Reyes, Kaimuki – MOP Beau Albrechtson, Kaimuki Spencer McLachlin, Punahou Stevie Austin, Moanalua Leading scorers: (3 games) Jeremiah Ostrowski, Punahou (21 FG, 6 3-FG, 13-23 FT, 61 pts, 20.3 ppg) Keone Reyes, Kaimuki (20 FG, 2 3-FG, 19-27 FT, 61 pts, 20.3 ppg) (4 g) Stevie Austin, Moanalua (33 FG, 9 3-FG, 5-5 FT, 80 pts, 20.0 ppg)
OIA (5) 1. Kaimuki 2. Kalaheo 3. Radford 4. Campbell 5. Moanalua	ILH (3) 1. Punahou 2. Iolani 3. Saint Louis	BIIF (2) 1. KS-Hawaii 2. Honokaa	MIL (2) 1. KS-Maui 2. Baldwin	
Play-in: Saint Louis (ILH3) vs. Konawaena (BIIF3)				

2005 – Boys Basketball - Division AA: 12-team tournament (Neal S. Blaisdell Arena, Honolulu)

Saturday,
Feb. 26

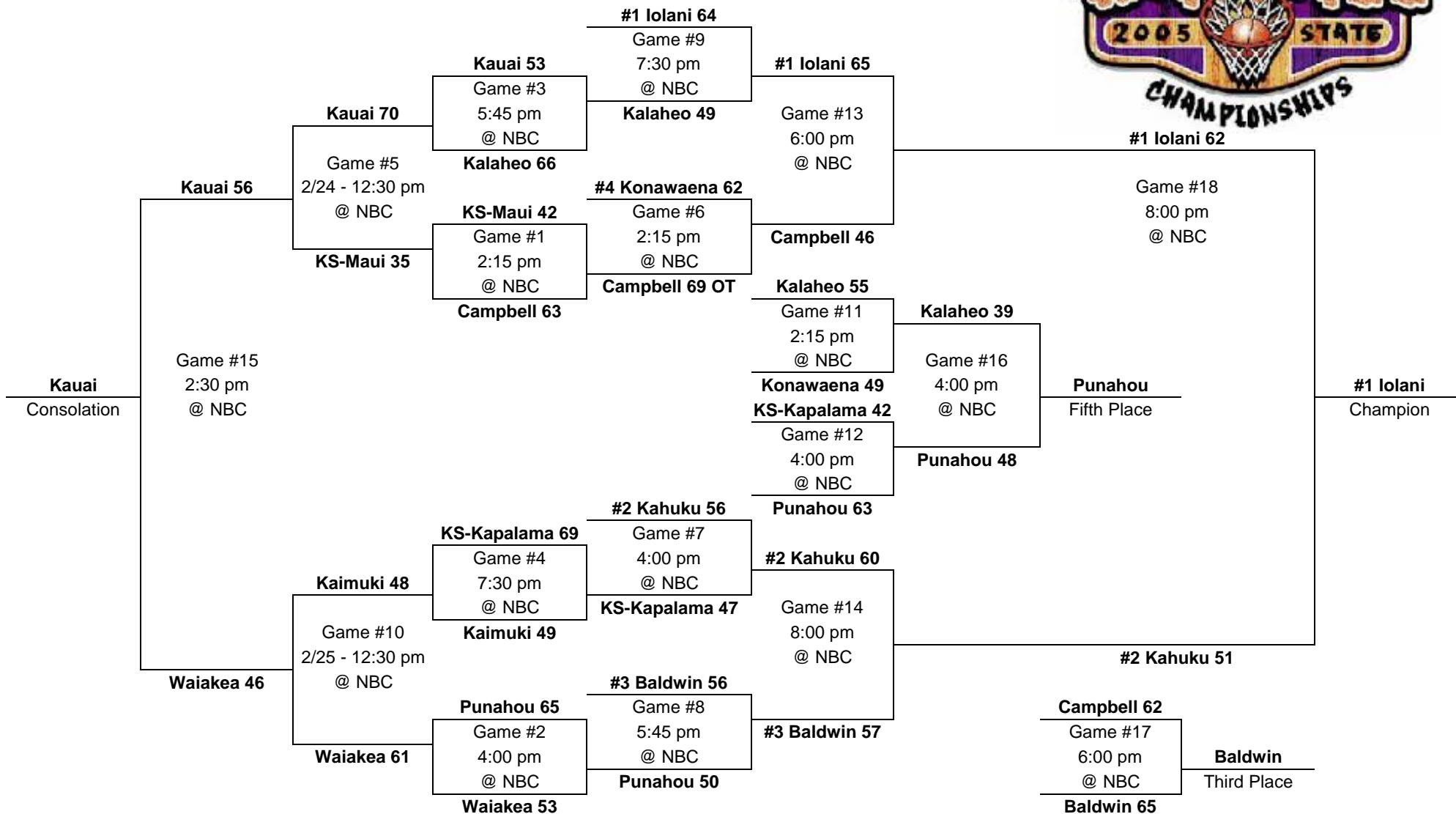
Thurs., Feb. 24
Friday, Feb. 25

Wednesday,
Feb. 23

Thursday,
Feb. 24

Friday,
Feb. 25

Saturday,
Feb. 26



PARTICIPATING TEAMS					ALL-TOURNAMENT TEAM: Kyle Pape, Lolani – MOP Vinny Nip, Lolani Devin Unga, Kahuku Trenson Himalaya, Baldwin Jeremiah Ostrowski, Punahou
OIA (4) 1. Kahuku 2. Campbell 3. Kalaheo 4. Kaimuki	ILH (3) 1. Lolani 2. Punahou 3. KS-Kapalama	BIIF (2) 1. Konawaena 2. Waiakea	MIL (2) 1. Baldwin 2. KS-Maui	KIF (1) 1. Kauai	

Leading scorers: (3 games) Kyle Pape, Lolani (25 FG, 6 3-FG, 37-40 FT, 93 pts, 31.0 ppg)
(4 games) Jeremiah Ostrowski, Punahou (29 FG, 11 3-FG, 17-28 FT, 86 pts, 21.5 ppg)

2004 – Boys Basketball - Division AA: 12-team tournament (Neal S. Blaisdell Arena, Honolulu)

Saturday,
Feb. 28

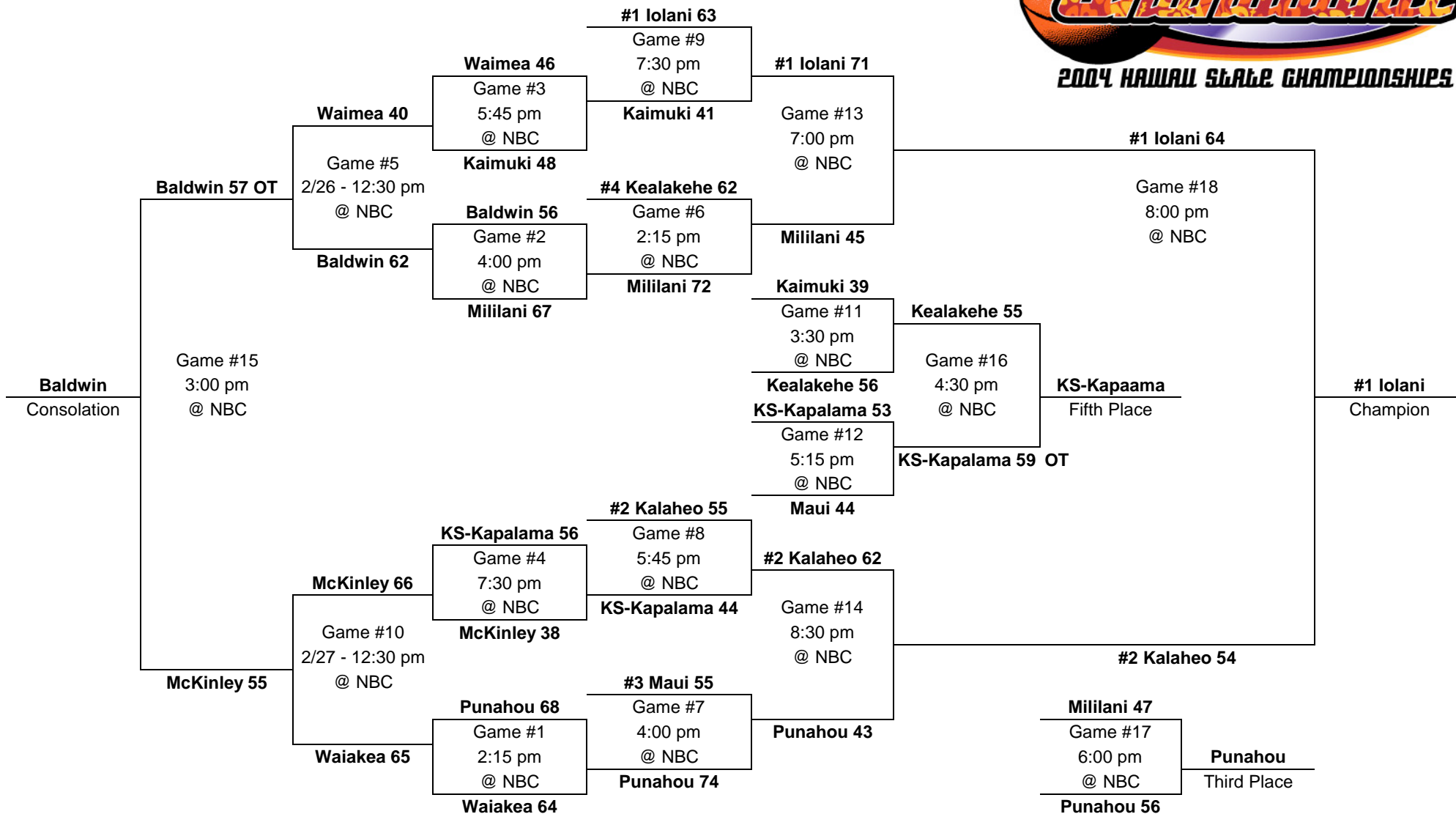
Thurs., Feb. 26
Friday, Feb. 27

Wednesday,
Feb. 25

Thursday,
Feb. 26

Friday,
Feb. 27

Saturday,
Feb. 28



PARTICIPATING TEAMS					ALL-TOURNAMENT TEAM:
OIA (4) 1. Kalaheo 2. Mililani 3. Kaimuki 4. McKinley	ILH (3) 1. Iolani 2. Punahou 3. KS-Kapalama	BIIF (2) 1. Kealakehe 2. Waiakea	MIL (2) 1. Maui 2. Baldwin	KIF (1) 1. Waimea	Derrick Low, Iolani – Most Outstanding Player Sam Wilhoite, Kalaheo Ryan Hirata, Iolani William Elliott, Kalaheo
					Jeremiah Ostrowski, Punahou Alex Patykula, Mililani
					Leading scorers: (3 games) Sam Wilhoite, Kalaheo (20 FG, 1 3-FG, 14-16 FT, 55 pts, 18.3 ppg) (4 games) Jeremiah Ostrowski, Punahou (26 FG, 13 3-FG, 21-24 FT, 86 pts, 21.5 ppg)

2003 – Boys Basketball - Division AA: 12-team tournament (Neal S. Blaisdell Arena, Honolulu)

Saturday,
Mar. 1

Thurs., Feb. 27
Friday, Feb. 28

Wednesday,
Feb. 26

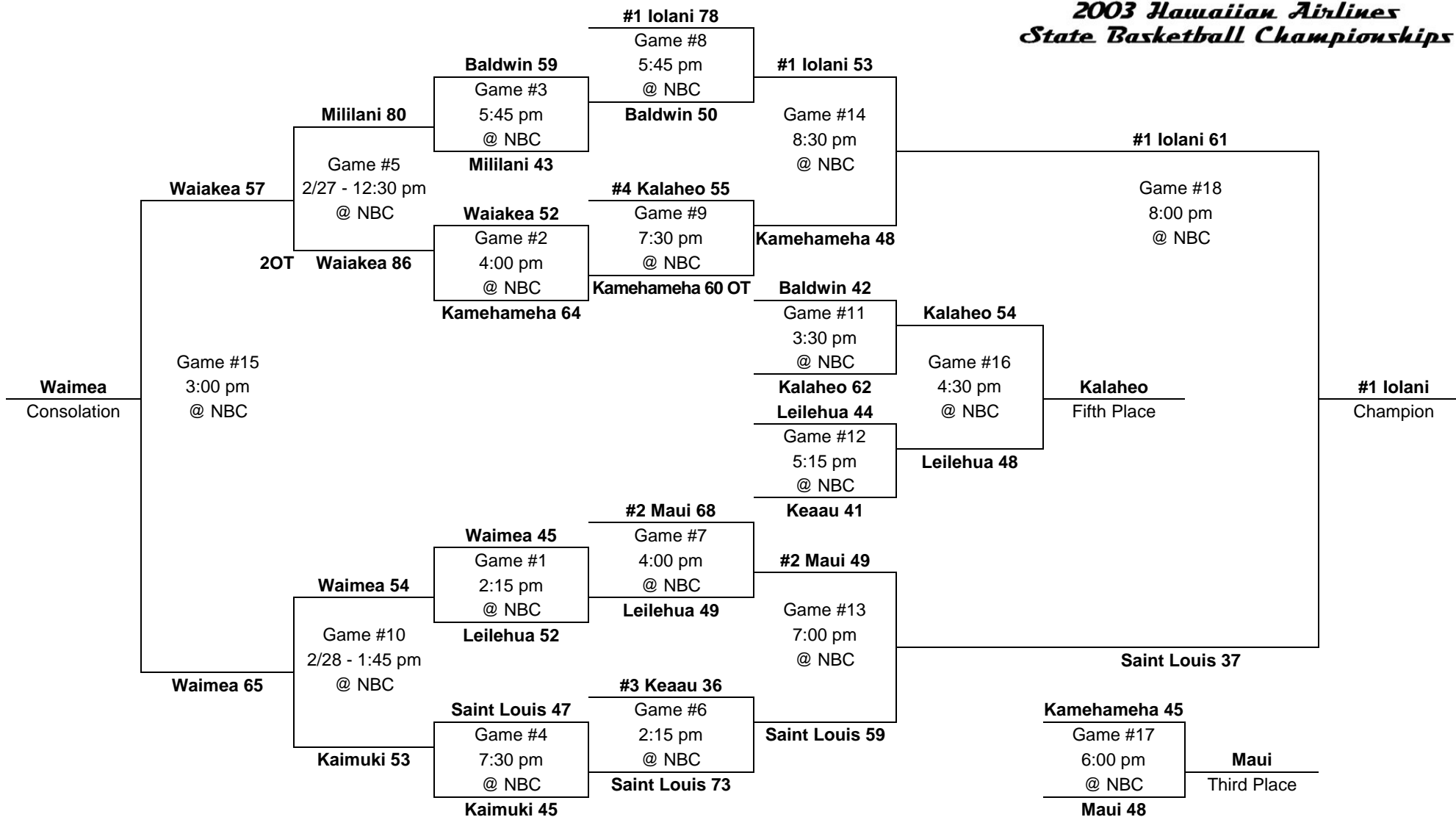
Thursday,
Feb. 27

Friday,
Feb. 28

Saturday,
Mar. 1



2003 Hawaiian Airlines State Basketball Championships



PARTICIPATING TEAMS					ALL-TOURNAMENT TEAM:
OIA (4) 1. Kalaheo 2. Leilehua 3. Kaimuki 4. Mililani	ILH (3) 1. Iolani 2. Saint Louis 3. Kamehameha	BIIF (2) 1. Keaau 2. Waiakea	MIL (2) 1. Maui 2. Baldwin	KIF (1) 1. Waimea	
					Maafu Finau, Maui Levi Bartholomew, Waiakea
					Leading scorers: (3 games) Sam Wilhoite, Kalaheo (25 FG, 0 3-FG, 19-24 FT, 69 pts, 23.0 ppg) (3 games) Levi Bartholomew, Waiakea (22 FG, 1 3-FG, 22-28 FT, 67 pts, 22.3 ppg)

2002 – Boys Basketball - Division AA: 12-team tournament (Radford gym, Kekuhaupio gym, Neal S. Blaisdell Arena)

Saturday,
Feb. 23

Friday,
Feb. 22

Wednesday,
Feb. 20

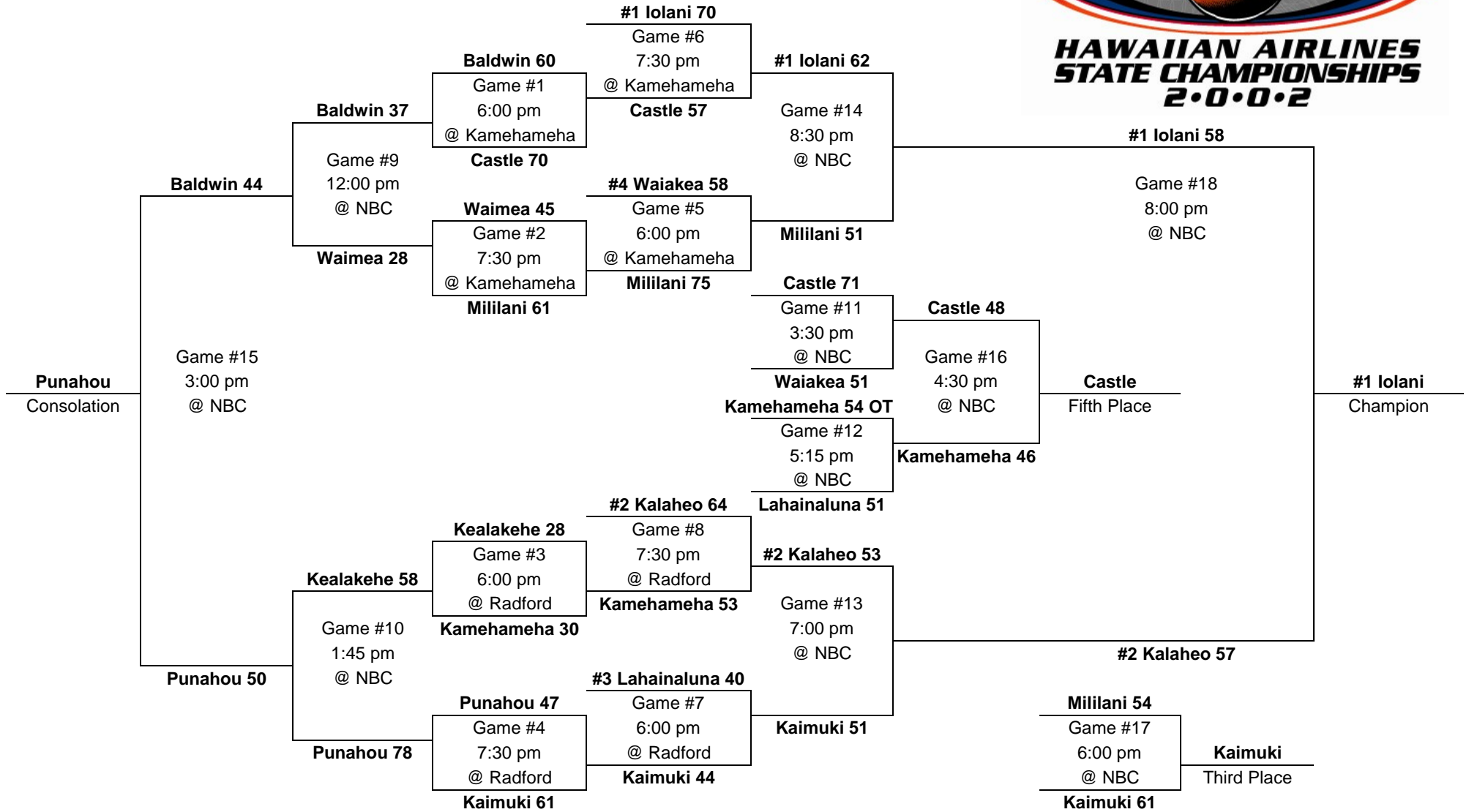
Thursday,
Feb. 21

Friday,
Feb. 22

Saturday,
Feb. 23



HAWAIIAN AIRLINES STATE CHAMPIONSHIPS 2002



PARTICIPATING TEAMS					ALL-TOURNAMENT TEAM: Derrick Low, Iolani – Most Outstanding Player Bobby Nash, Iolani DC Daniels, Kalaheo Ikaika Alama-Francis, Kalaheo Daniel Tautofi, Kaimuki Rashaun Broadus, Mililani
OIA (4) 1. Kalaheo 2. Mililani 3. Castle 4. Kaimuki	ILH (3) 1. Iolani 2. Punahou 3. Kamehameha	BIIF (2) 1. Waiakea 2. Kealakehe	MIL (2) 1. Lahainaluna 2. Baldwin	KIF (1) 1. Waimea	
					Leading scorers: (3 games) Ikaika Alama Francis, Kalaheo (65 pts, 21.7 ppg) Derrick Low, Iolani (64 pts, 21.3 ppg) (4 games) Rashaun Broadus, Mililani (60 pts, 15.0 ppg)

2001 – Boys Basketball - Division AA: 12-team tournament (McKinley gym, McCabe gym, Stan Sheriff Center)

Saturday,
Feb. 24

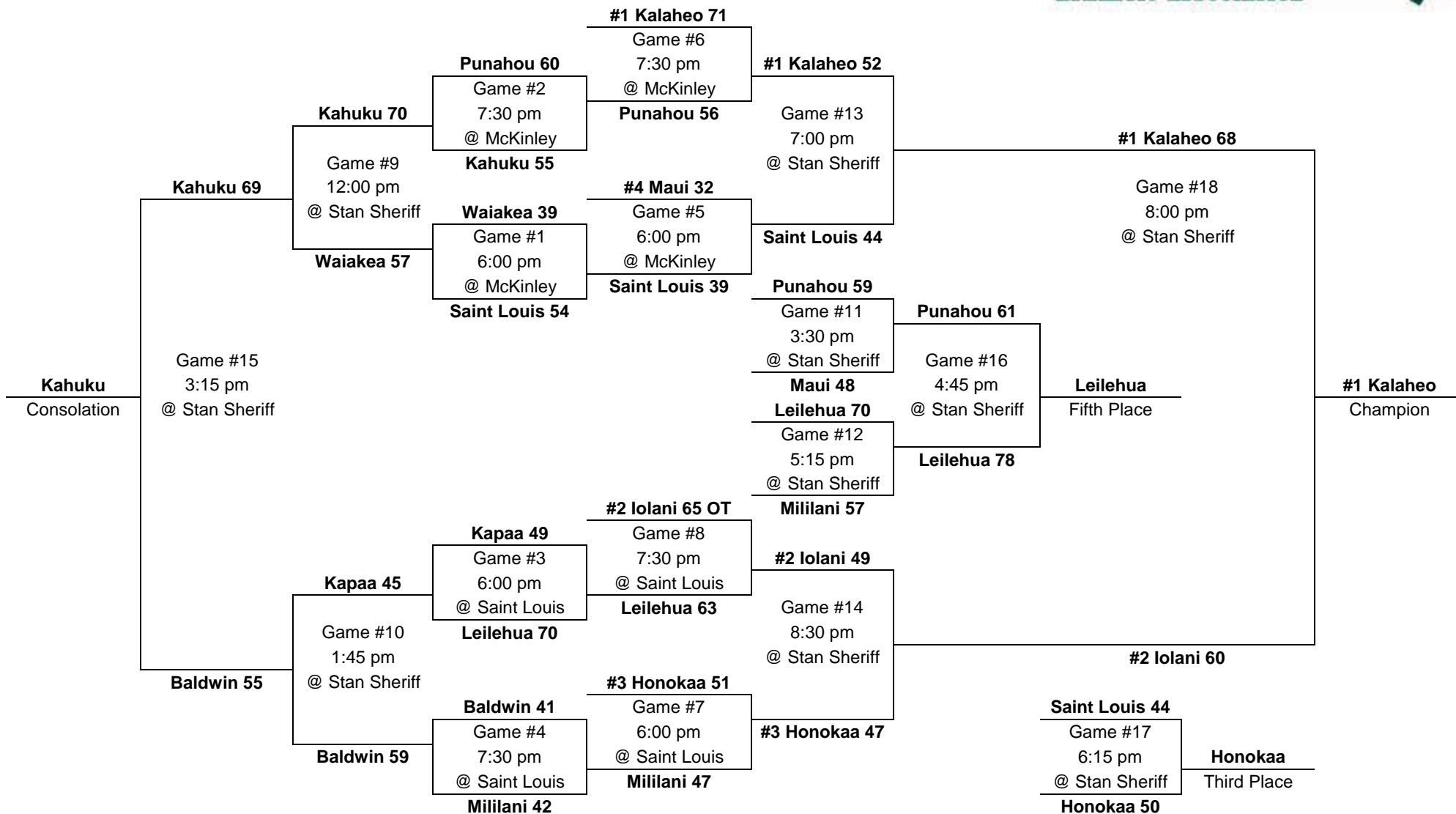
Friday,
Feb. 23

Wednesday,
Feb. 21

Thursday,
Feb. 22

Friday,
Feb. 23

Saturday,
Feb. 24



PARTICIPATING TEAMS					ALL-TOURNAMENT TEAM:
OIA (4) 1. Kalaheo 2. Mililani 3. Leilehua 4. Kahuku	ILH (3) 1. Iolani 2. Saint Louis 3. Punahou	BIIF (2) 1. Honokaa 2. Waiakea	MIL (2) 1. Maui 2. Baldwin	KIF (1) 1. Kapaa	D.C. Daniels, Kalaheo – Most Outstanding Player Derrick Low, Iolani Skyler Wilson, Kalaheo Leading scorers: (3 games) D.C. Daniels, Kalaheo (69 pts, 23.0 ppg) (4 games) Eric Marshall, Leilehua (81 pts, 20.3 ppg)
					Eric Marshall, Leilehua Austin Souza, Honokaa
					Third Place

2000 – Boys Basketball - Division AA: 12-team tournament (Stan Sheriff Center, UH Manoa)

Friday,
Feb. 25

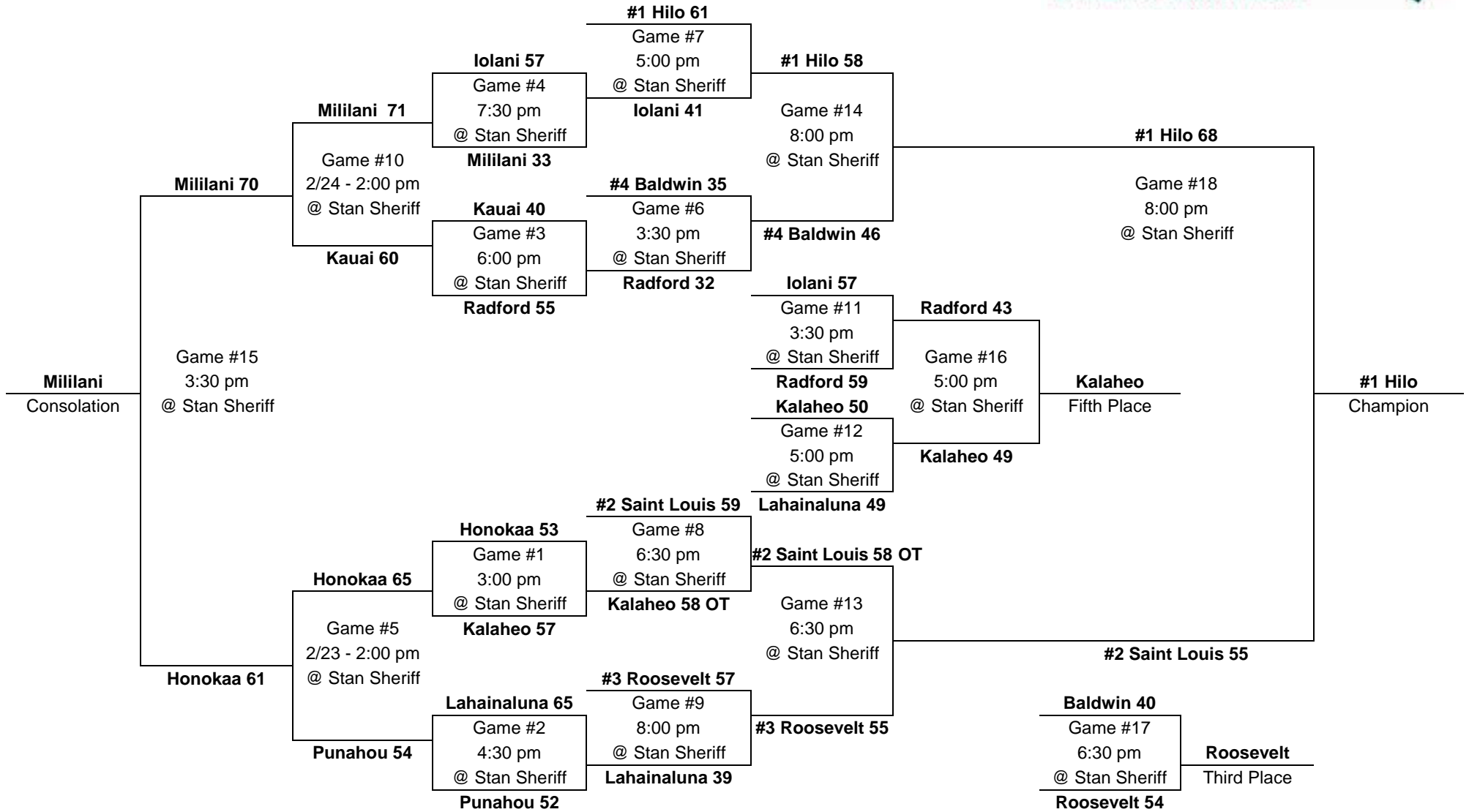
Wed., Feb. 23
Thurs., Feb. 24

Tuesday,
Feb. 22

Wednesday,
Feb. 23

Thursday,
Feb. 24

Friday,
Feb. 25



PARTICIPATING TEAMS					ALL-TOURNAMENT TEAM: Jason Mandaquit, Hilo – MOP Junior Wong, St. Louis D.C. Daniels, Kalaheo Cliff Dagulo, Baldwin Leading scorers: (3 games) Junior Wong, Saint Louis (15 FG, 9 3-FG, 20-29 FT, 59 pts, 19.6 ppg) (4 games) D.C. Daniels, Kalaheo (89 pts, 22.3 ppg)
OIA (4) 1. Roosevelt 2. Radford 3. Kalaheo 4. Mililani	ILH (3) 1. Saint Louis 2. Iolani 3. Punahou	BIIF (2) 1. Hilo 2. Honokaa	MIL (2) 1. Baldwin 2. Lahainaluna	KIF (1) 1. Kauai	

1999 – Boys Basketball - Division AA: 12-team tournament (Stan Sheriff Center, UH Manoa)

Friday,
Feb. 19

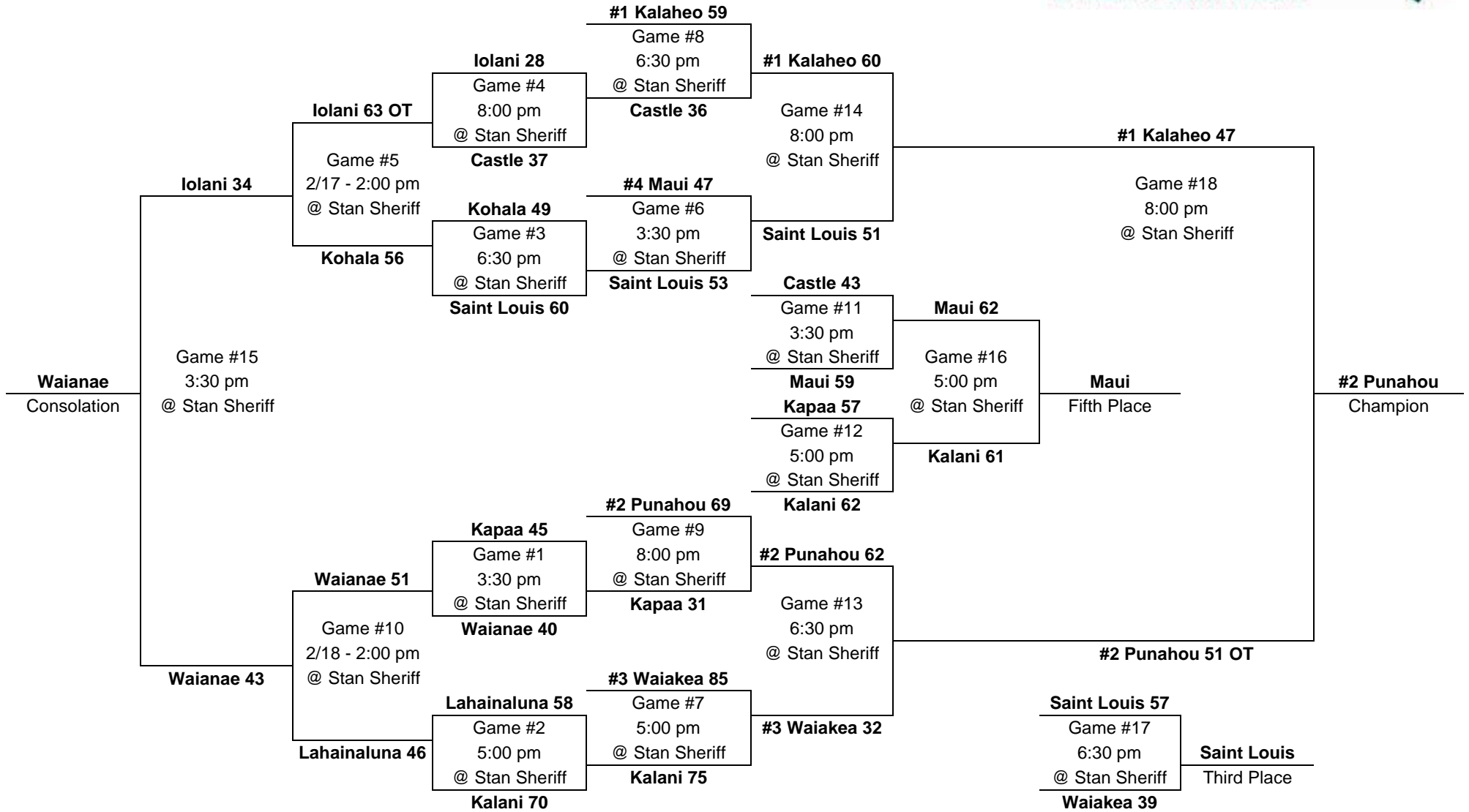
Wed., Feb. 17
Thurs., Feb. 18

Tuesday,
Feb. 16

Wednesday,
Feb. 17

Thursday,
Feb. 18

Friday,
Feb. 19



PARTICIPATING TEAMS					ALL-TOURNAMENT TEAM: Brandon Brooks, Punahou – MOP Julian Sensley, Kalaheo Everett Frye, Kalani Matt Vivas, Saint Louis Leading scorers: (3 games) Kyle Bartholomew, Waiakea (21 FG, 3 3-FG, 13-20 FT, 58 pts, 19.3 ppg) (4 games) Everett Frye, Kalani (34 FG, 10 3-FG, 19-24 FT, 97 pts, 24.3 ppg)
OIA (4)	ILH (3)	BIIF (2)	MIL (2)	KIF (1)	
1. Kalaheo	1. Punahou	1. Waiakea	1. Maui	1. Kapaa	
2. Kalani	2. Saint Louis	2. Kohala	2. Lahainaluna		
3. Waianae	3. Iolani				
4. Castle					

1998

– Boys Basketball - Division AA: 12-team tournament (McKinley gym, McCabe gym, Neal S. Blaisdell Arena)



Saturday,
Feb. 21

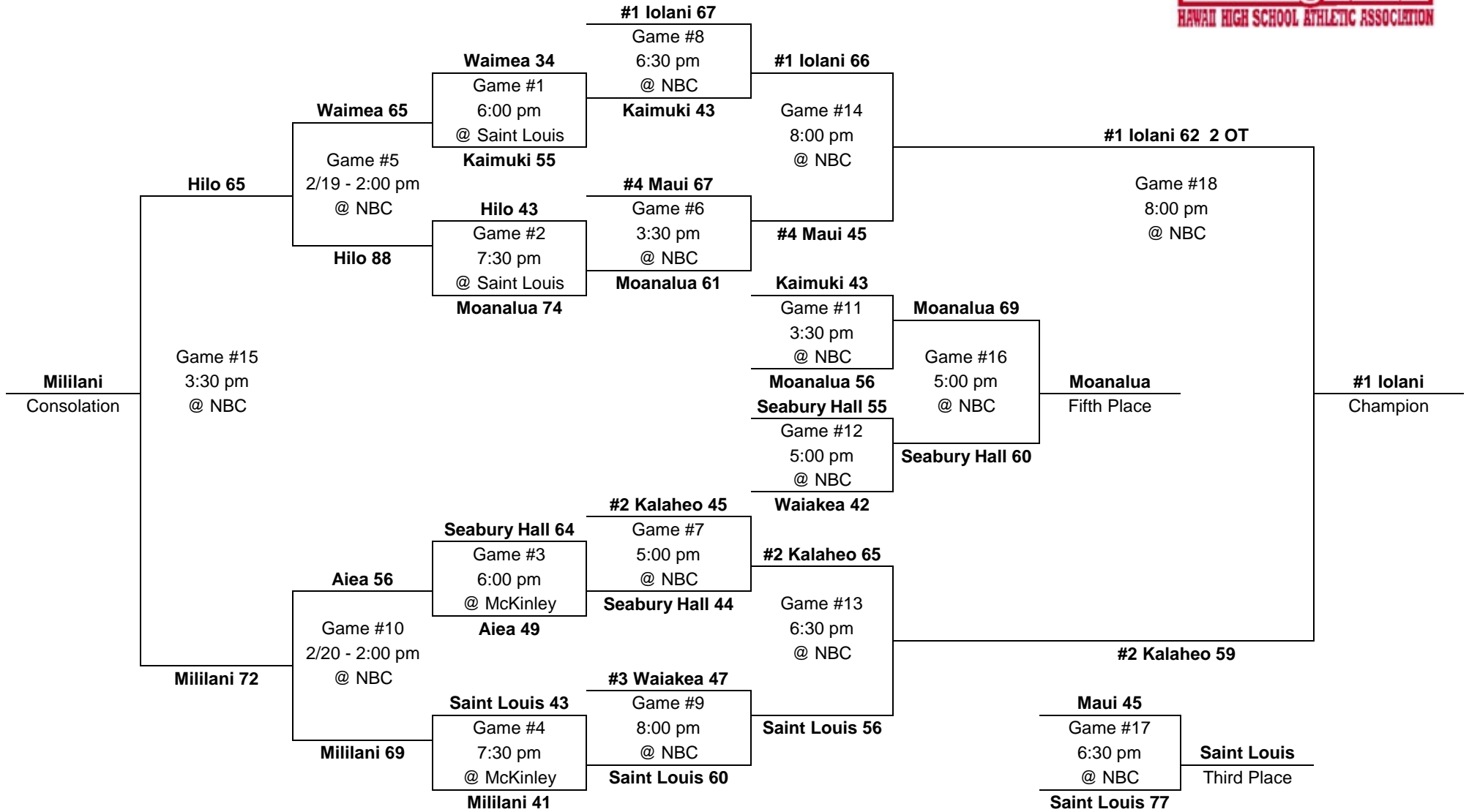
Thurs., Feb. 19
Friday, Feb. 20

Wednesday,
Feb. 18

Thursday,
Feb. 19

Friday,
Feb. 20

Saturday,
Feb. 21



PARTICIPATING TEAMS					ALL-TOURNAMENT TEAM: Kirk Uejio, Iolani – MOP Cord Anderson, Iolani David Abbott, Kalaheo Ramsey Williams, Moanalua Leading scorers: (3 games) Kenji Price, Mililani (68 pts, 22.7 ppg) Brandon Kauhi, Hilo (59 pts, 19.7 ppg) (4 games) Ramsey Williams, Moanalua (58 pts, 14.5 ppg)
OIA (5)	ILH (2)	BIIF (2)	MIL (2)	KIF (1)	
1. Kalaheo 2. Moanalua 3. Mililani 4. Aiea 5. Kaimuki	1. Iolani 2. Saint Louis	1. Waiakea 2. Hilo	1. Maui 2. Seabury Hall	1. Waimea	

1997

– Boys Basketball - Division AA: 12-team tournament (McKinley gym, McCabe gym, Neal S. Blaisdell Arena)

Saturday,
Feb. 22

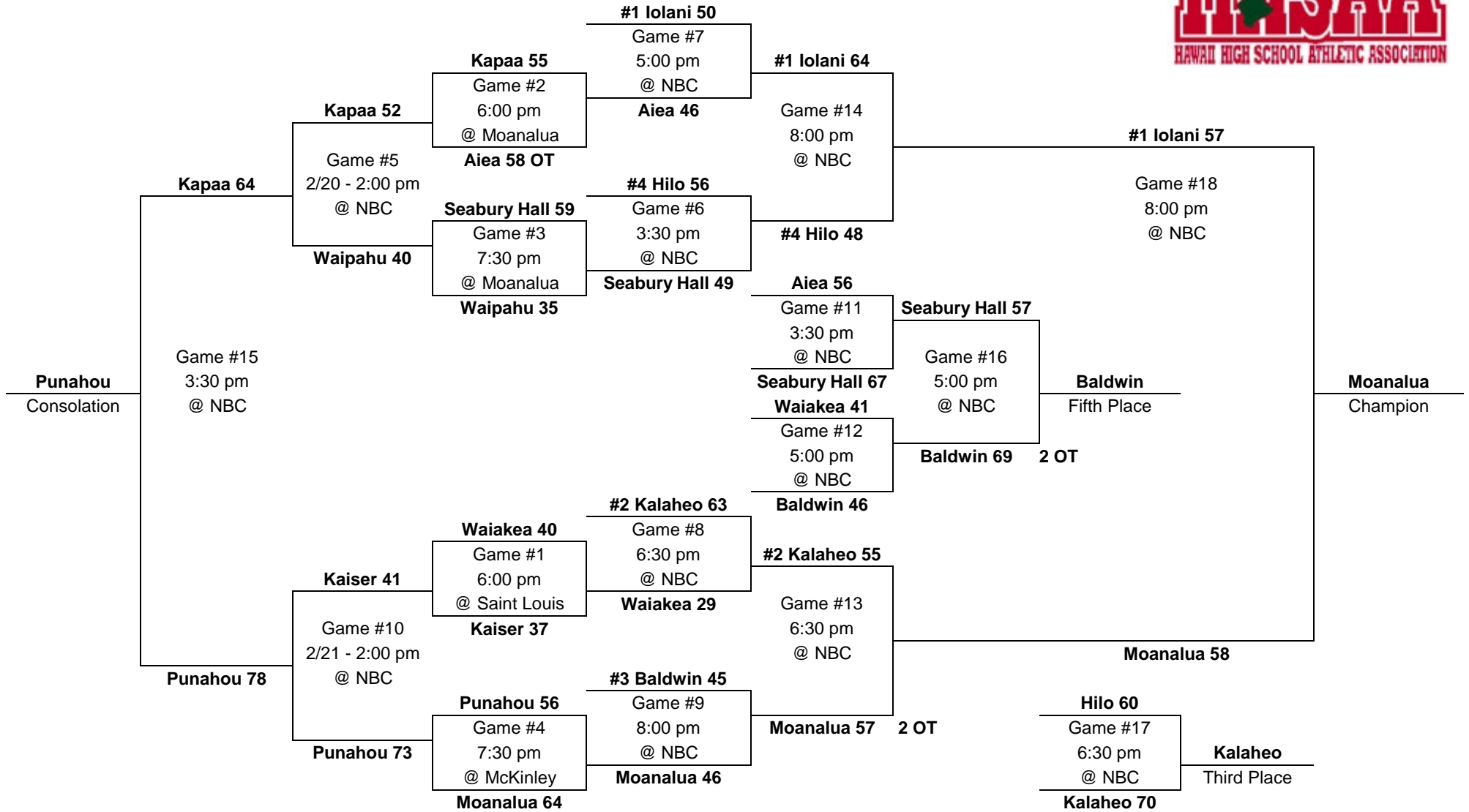
Thurs., Feb. 20
Friday, Feb. 21

Wednesday,
Feb. 19

Thursday,
Feb. 20

Friday,
Feb. 21

Saturday,
Feb. 22



PARTICIPATING TEAMS					MEDIA ALL-TOURNAMENT TEAM:	
OIA (5) 1. Kalaheo 2. Waipahu 3. Moanalua 4. Kaiser 5. Aiea	ILH (2) 1. Iolani 2. Punahou	BIIF (2) 1. Hilo 2. Waiakea	MIL (2) 1. Baldwin 2. Seabury Hall	KIF (1) 1. Kapaa	Ramsey Williams, Moanalua–MVP	Davis Mamelamela, Kalaheo
					Derek Christensen, Iolani	Shawn Christensen, Iolani
					Brian Rosado-Galindo, Moanalua	Kirk Uejio, Iolani
					Leading scorers:	
					(3 games) Derek Christensen, Iolani (19 FG, 4 3-FG, 15-20 FT, 57 pts, 19.0 ppg)	
					(4 g) Ramsey Williams, Moanalua (27 FG, 14 3-FG, 19-21 FT, 87 pts, 21.8 ppg)	
					Note: Moanalua (96 & 97) and Leilehua (73) lowest seeds to win state tny.	

1996

– Boys Basketball - Division AA: 12-team tournament (McKinley gym, Kekuhaupio gym, Neal S. Blaisdell Arena)



Saturday,
Mar. 2

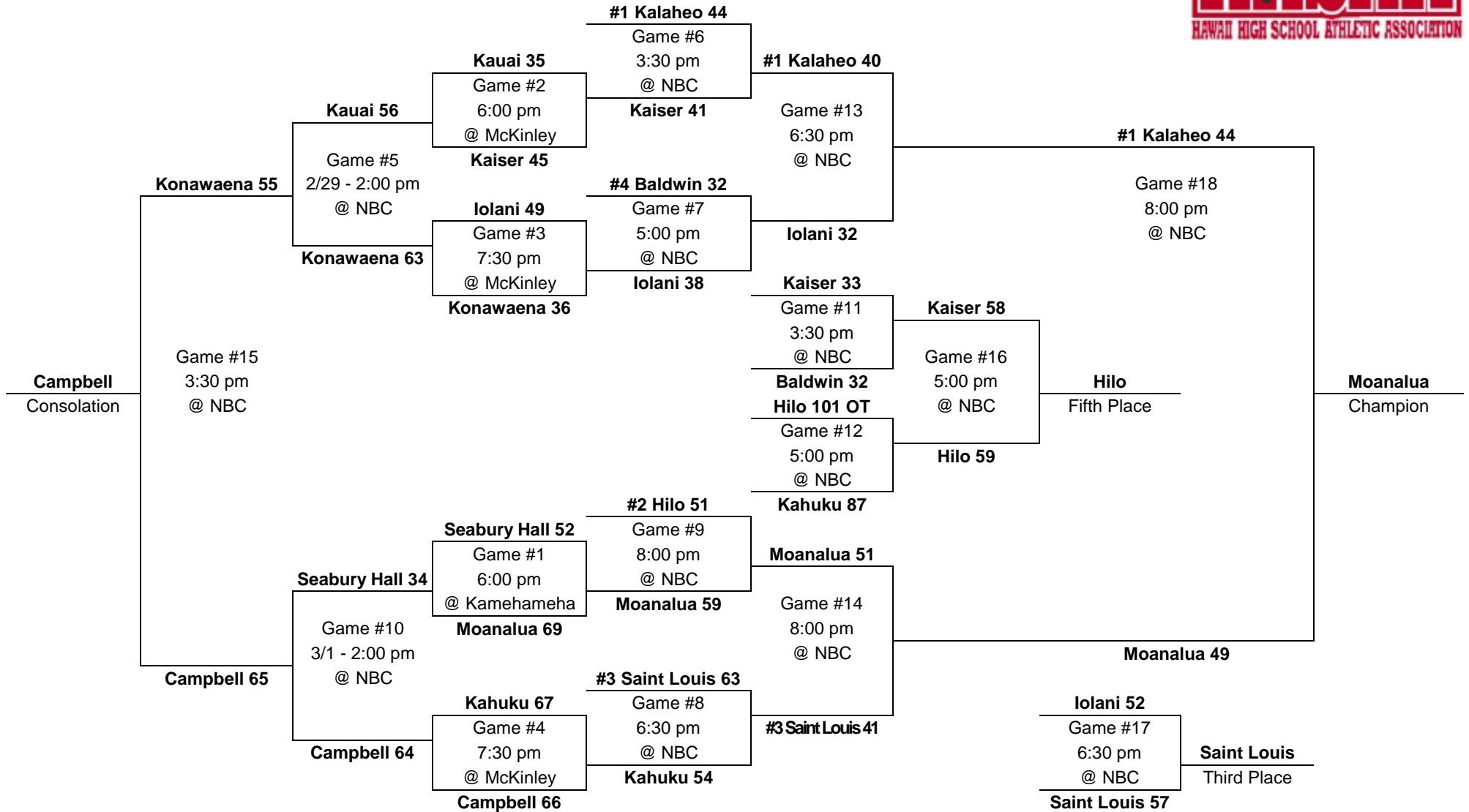
Thurs., Feb. 29
Friday, Mar. 1

Wednesday,
Feb. 28

Thursday,
Feb. 29

Friday,
Mar. 1

Saturday,
Mar. 2



PARTICIPATING TEAMS					MEDIA ALL-TOURNAMENT TEAM:	
OIA (5) 1. Kalaheo 2. Kahuku 3. Moanalua 4. Campbell 5. Kaiser	ILH (2) 1. Saint Louis 2. Iolani	BIIF (2) 1. Hilo 2. Konawaena	MIL (2) 1. Baldwin 2. Seabury Hall	KIF (1) 1. Kauai	Issac Castro, Moanalua –MVP	Ramsey Williams, Moanalua
					Darnell Arceneaux, Saint Louis	Charles Williams, Moanalua
					Rahula Hall, Hilo	Brian Yule, Kalaheo
					Leading scorers: (3 games) Clifton Jones, Kahuku (27 FG, 0 3-FG, 13-29 FT, 69 pts, 23.0 ppg)	
					(4 games) Issac Castro, Moanalua (28 FG, 4 3-FG, 12-17 FT, 72 pts, 18.0 ppg)	
					Note: Moanalua (OIA3) ties Leilehua (1973) as lowest seed to win state tny.	

1995 – Boys Basketball - Division AA: 12-team tournament (McKinley gym, Kekuhaupio gym, Neal S. Blaisdell Arena)



Saturday,
Mar. 4

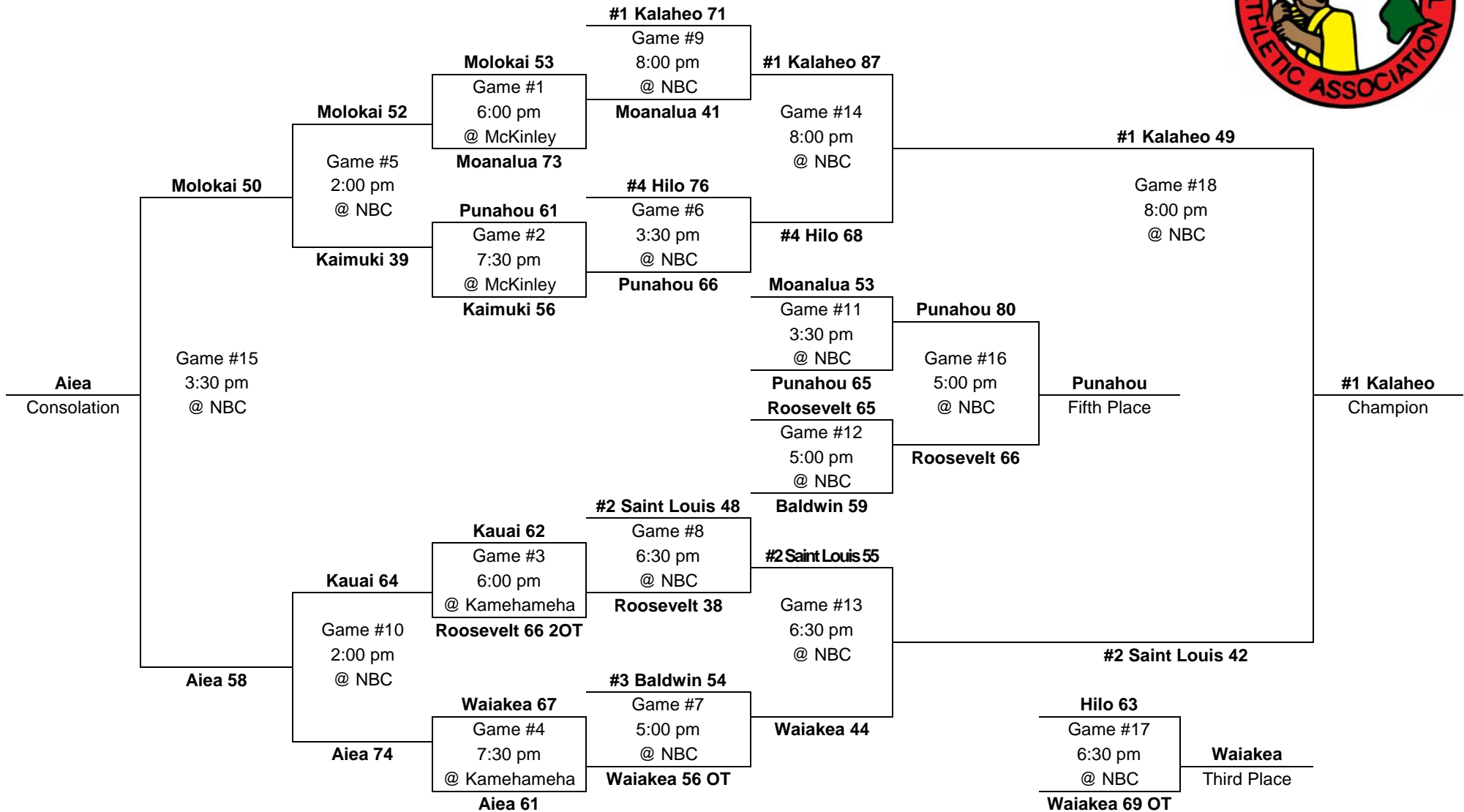
Thurs. Mar. 2
Friday, Mar. 3

Wednesday,
Mar. 1

Thursday,
Mar. 2

Friday,
Mar. 3

Saturday,
Mar. 4

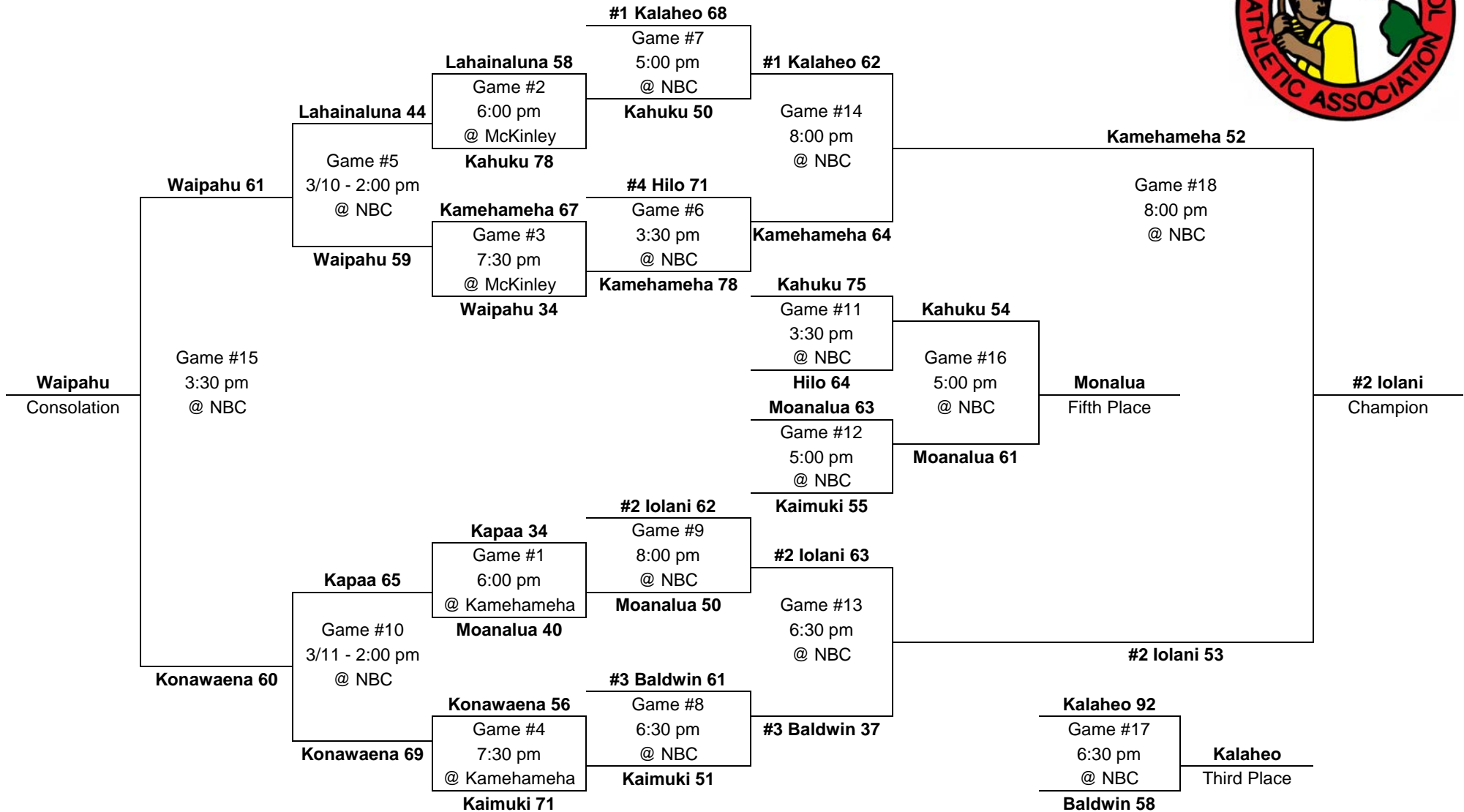


PARTICIPATING TEAMS					MEDIA ALL-TOURNAMENT TEAM: Greg Miller, Kalaheo – MVP Stephen Hess, Kalaheo Darnell Arceneaux, Saint Louis Kawika Ordenstein, Saint Louis
OIA (5)	ILH (2)	BIIF (2)	MIL (2)	KIF (1)	
1. Kalaheo	1. Saint Louis	1. Hilo	1. Baldwin	1. Kauai	Leading scorers: (3 games) Darnell Arceneaux, Saint Louis (19 FG, 4 3-FG, 9-13 FT, 51 pts, 17.0 ppg) (4 games) Wesley Pratt, Punahou (23 FG, 5 3-FG, 17-23 FT, 68 pts, 17.0 ppg)
2. Aiea	2. Punahou	2. Waiakea	2. Molokai		
3. Moanalua					
4. Kaimuki					
5. Roosevelt					

1994 – Boys Basketball - Division AA: 12-team tournament (McKinley gym, Kekuhaupio gym, Neal S. Blaisdell Arena)



Saturday, Mar. 12 Thurs., Mar. 10 Wednesday, Mar. 9 Thursday, Mar. 10 Friday, Mar. 11 Saturday, Mar. 12



PARTICIPATING TEAMS					MEDIA ALL-TOURNAMENT TEAM: Kahi Villa, KS – MVP Todd King, Iolani Adam Lee, Kamehameha Alika Smith, Kalaheo Ray Wilhelm, Baldwin Adam Wong, Iolani
OIA (5) 1. Kalaheo 2. Kaimuki 3. Moanalua 4. Waipahu 5. Kahuku	ILH (2) 1. Iolani 2. Kamehameha	BIIF (2) 1. Hilo 2. Konawaena	MIL (2) 1. Baldwin 2. Lahainaluna	KIF (1) 1. Kapaa	
Leading scorers: (3 games) Alika Smith, Kalaheo (29 FG, 9 3-FG, 20-25 FT, 87 pts, 29.0 ppg) (4 games) Kahi Villa, Kamehameha (36 FG, 0 3-FG, 30-41 FT, 102 pts, 28.5 ppg)					

1993 – Boys Basketball - Division AA: 12-team tournament (McKinley gym, Kekuhaupio gym, Neal S. Blaisdell Arena)



Saturday,
Mar. 6

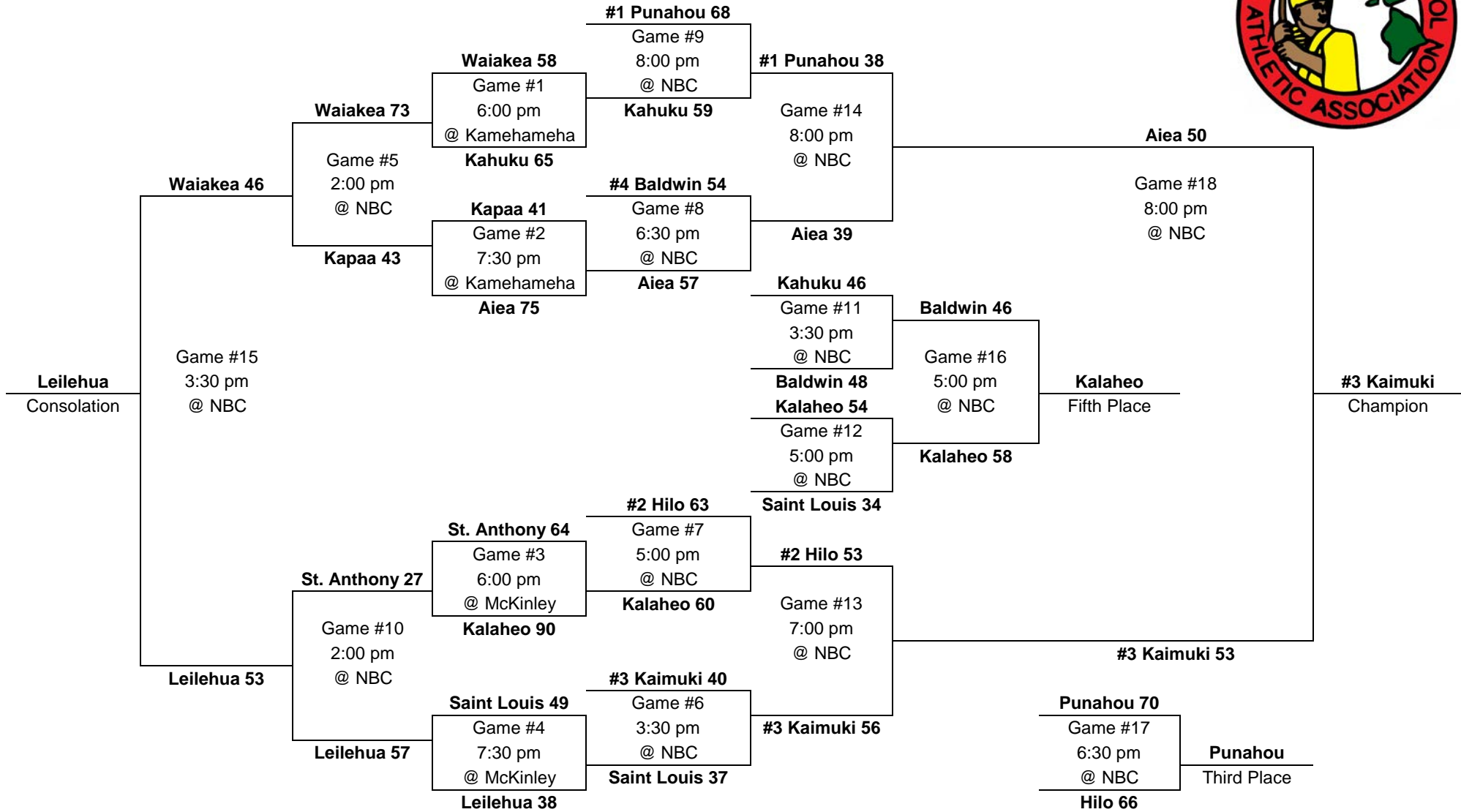
Thurs., Mar. 4
Friday, Mar. 5

Wednesday,
Mar. 3

Thursday,
Mar. 4

Friday,
Mar. 5

Saturday,
Mar. 6



PARTICIPATING TEAMS					MEDIA ALL-TOURNAMENT TEAM:	
OIA (5) 1. Kaimuki 2. Aiea 3. Kahuku 4. Kalaheo 5. Leilehua	ILH (2) 1. Punahou 2. Saint Louis	BIIF (2) 1. Hilo 2. Waiakea	MIL (2) 1. Baldwin 2. St. Anthony	KIF (1) 1. Kapaa	Kevin Wilson, Aiea (co-MVP) Shannon Lee, Kaimuki (co-MVP) Alika Smith, Kalaheo Casey Newman, Hilo John Neal, Kaimuki Todd George, Aiea	
					Leading scorers: (3 games) Rick Tune, Punahou (53 pts, 17.6 ppg) (4 games) Alika Smith, Kalaheo (78 pts, 19.5 ppg) Todd George, Aiea (77 pts, 19.3 ppg)	

1992 – Boys Basketball - Division AA: 12-team tournament (McKinley gym, Kekuhaupio gym, Neal S. Blaisdell Arena)



Saturday,
Mar. 7

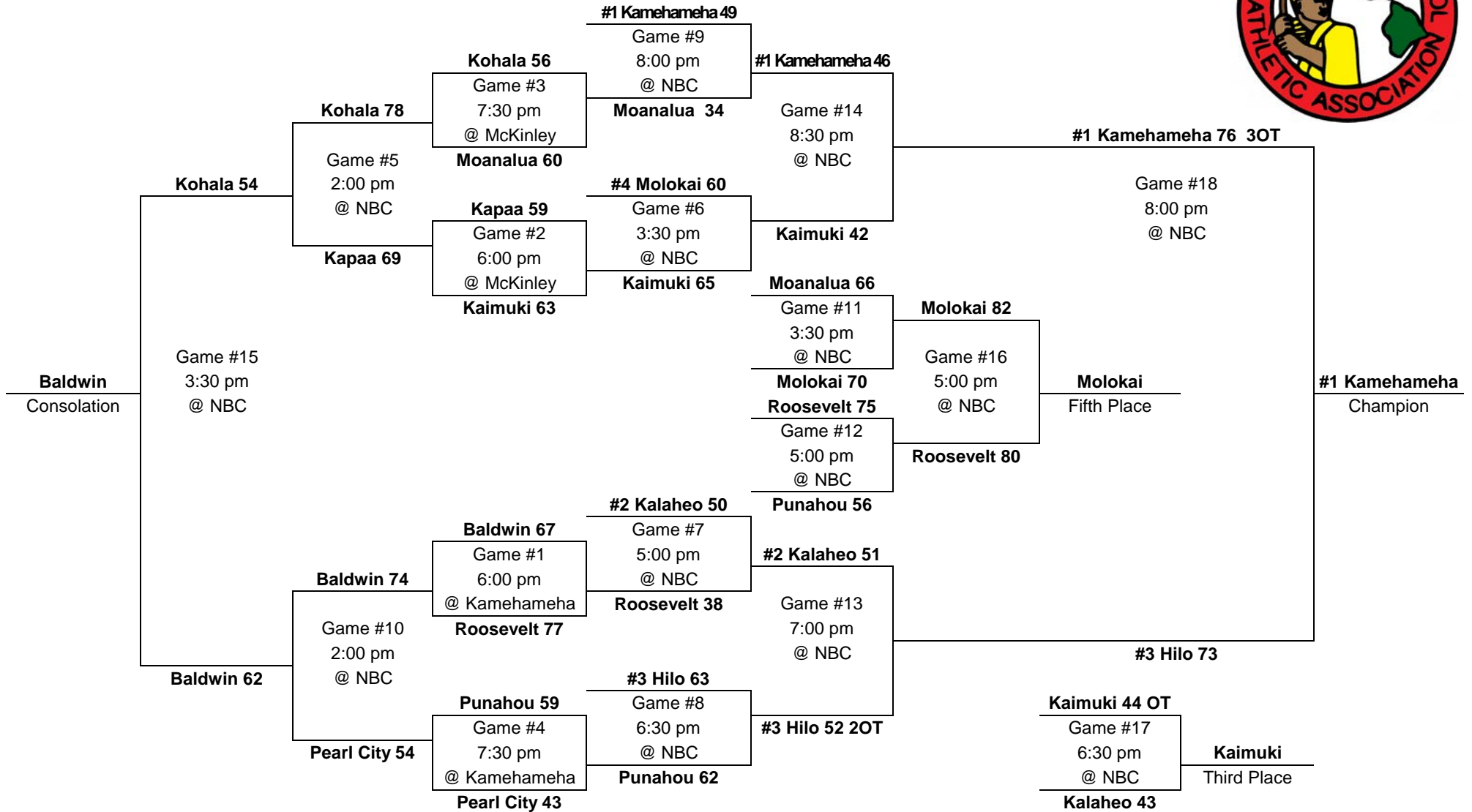
Thurs., Mar. 5
Friday, Mar. 6

Wednesday,
Mar. 4

Thursday,
Mar. 5

Friday,
Mar. 6

Saturday,
Mar. 7

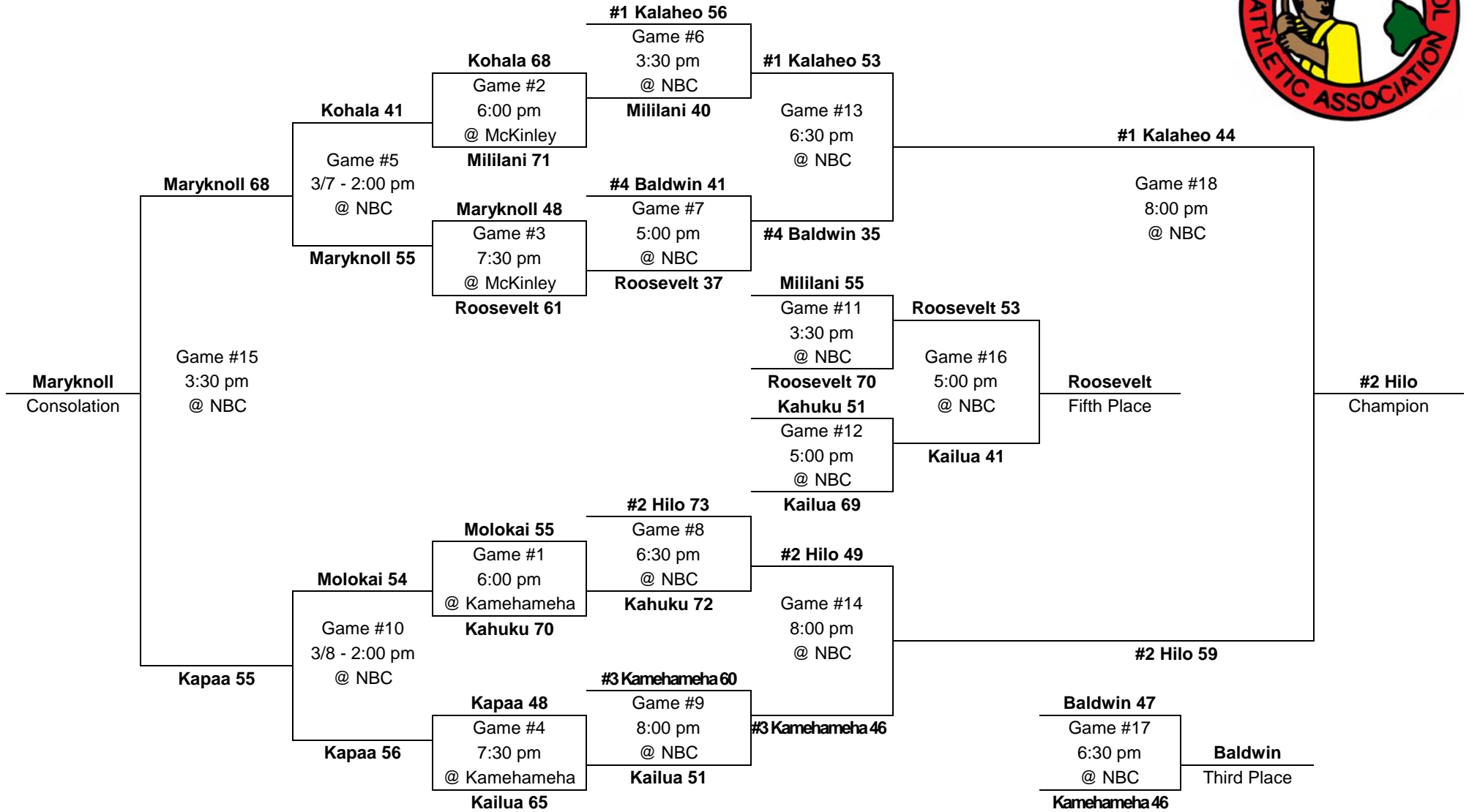


PARTICIPATING TEAMS					MEDIA ALL-TOURNAMENT TEAM: Louie Vargas, KS – MVP Kekoa Ng, Kamehameha Tod Bello, Hilo Solomon Wakita, Hilo Ken Houpo, Baldwin Brandyn Akana, Molokai
OIA (5)	ILH (2)	BIIF (2)	MIL (2)	KIF (1)	
1. Kalaheo	1. Kamehameha	1. Hilo	1. Molokai	1. Kapaa	Leading scorers: (3 games) Brandyn Akana, Molokai (32 fg, 5 3fg, 23-29 FT, 92 pts, 30.7 ppg) Ken Houpo, Baldwin (24 fg, 3 3fg, 12-18 FT, 71 pts, 23.7 ppg) (4 gm) Kai Machida, Roosevelt (19 fg, 13 3fg, 7-7 FT, 58 pts, 14.5 ppg)
2. Kaimuki	2. Punahou	2. Kohala	2. Baldwin		
3. Moanalua					
4. Roosevelt					
5. Pearl City					

1991 – Boys Basketball - Division AA: 12-team tournament (McKinley gym, Kekuhaupio gym, Neal S. Blaisdell Arena)

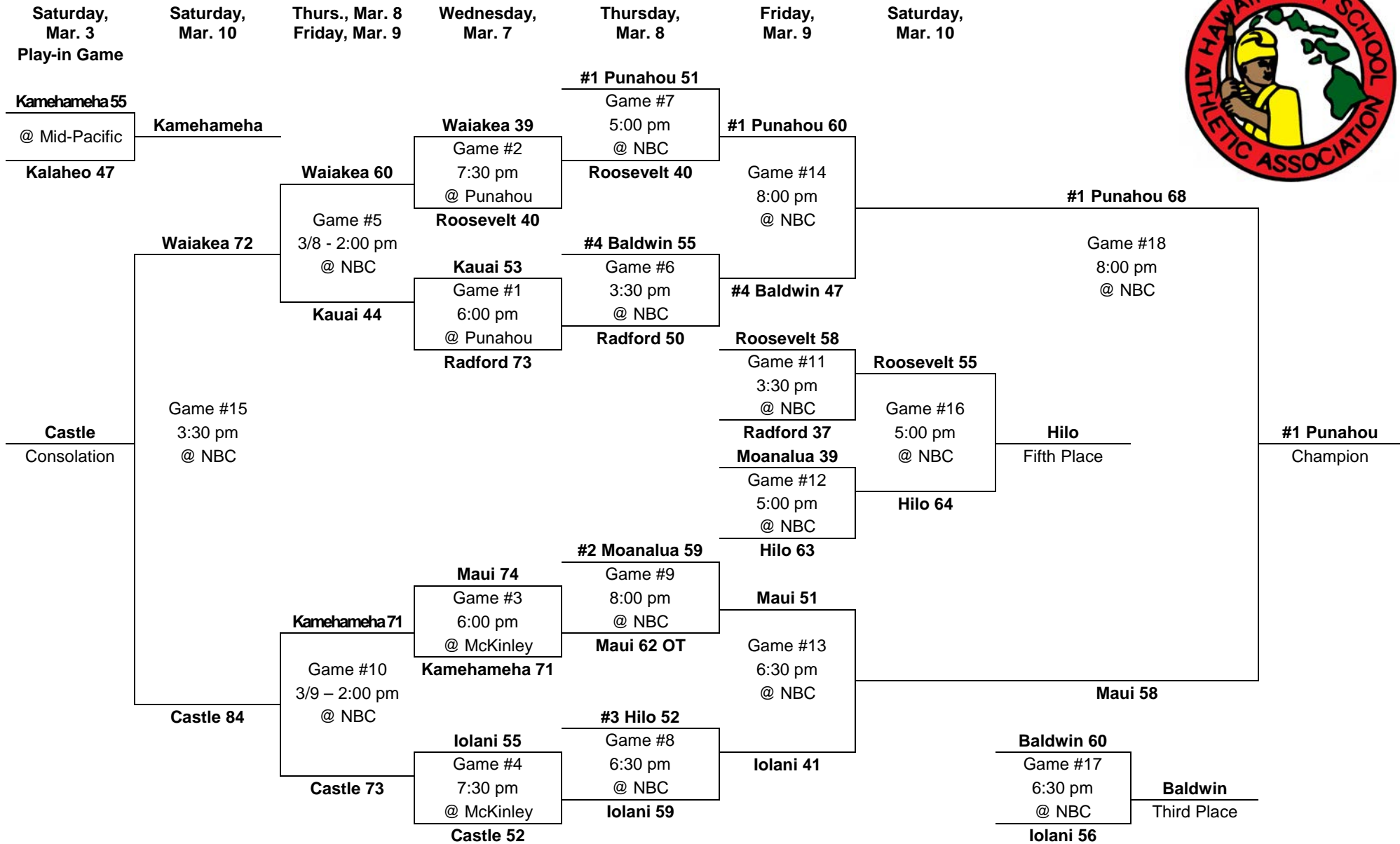


Saturday, Mar. 9 **Thurs., Mar. 7** **Wednesday, Mar. 6** **Thursday, Mar. 7** **Friday, Mar. 8** **Saturday, Mar. 9**



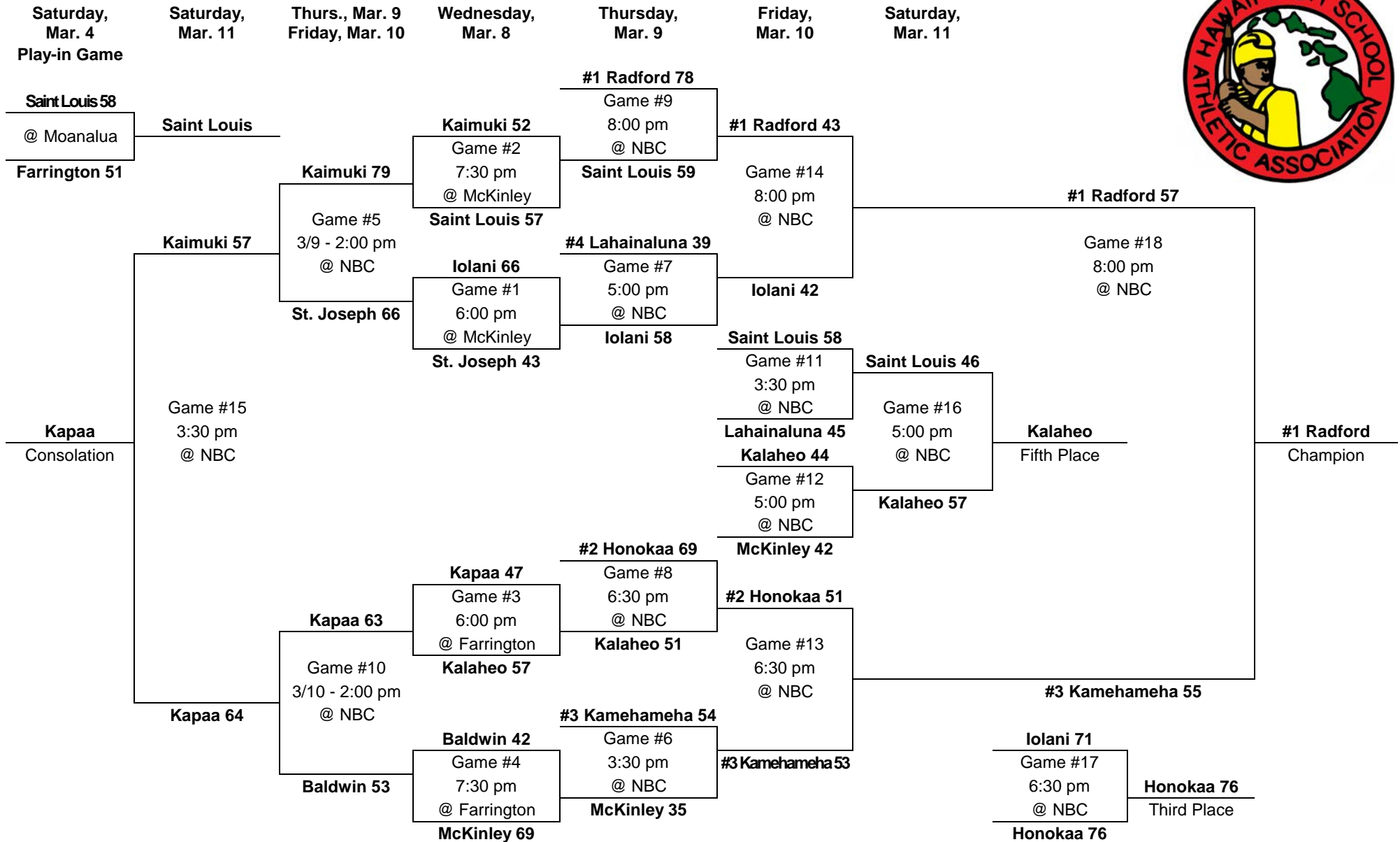
PARTICIPATING TEAMS					MEDIA ALL-TOURNAMENT TEAM: Paul Lee, Hilo – MVP Shon Malani, Hilo Herman Medeiros, Hilo Josh Smith, Kalaheo Itula Mili, Kahuku Albert Nihipali, KS Leading scorers: (3 g) Paul Lee, Hilo (17 fg, 0 3fg, 18-22 FT 54 pts, 18.0 ppg); Albert Nihipali, KS (19 fg, 0 3fg, 14-23 FT, 52 pts, 17.3 ppg) . (4 g) Wallace Naone, Roos (24 fg, 7 3fg, 12-12 FT ,67pt, 16.8 ppg)
OIA (5)	ILH (2)	BIIF (2)	MIL (2)	KIF (1)	
1. Kalaheo	1. Kamehameha	1. Hilo	1. Baldwin	1. Kapaa	
2. Kahuku	2. Maryknoll	2. Kohala	2. Molokai		
3. Kailua					
4. Roosevelt					
5. Mililani					

1990 – Boys Basketball - Division AA: 12-team tournament (McKinley gym, Hemmeter Fieldhouse, Neal S. Blaisdell Arena)



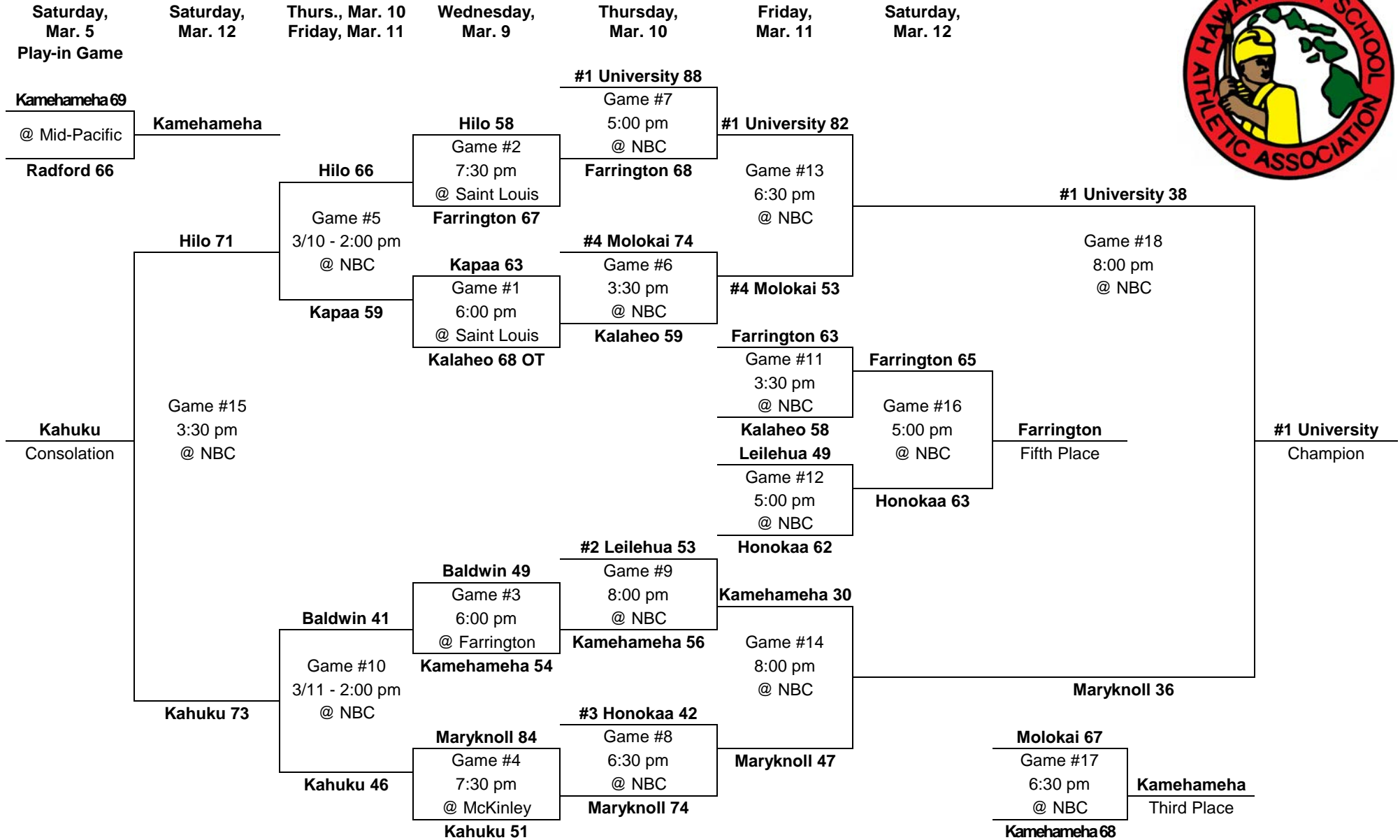
PARTICIPATING TEAMS					MEDIA ALL-TOURNAMENT TEAM: Chris Miller, Punahou – MVP Kevin Wong, Punahou Henry Acob, Maui
OIA (4) 1. Moanalua 2. Radford 3. Roosevelt 4. Castle	ILH (3) 1. Punahou 2. Iolani 3. Kamehameha	BIIF (2) 1. Hilo 2. Waiakea	MIL (2) 1. Baldwin 2. Maui	KIF (1) 1. Kauai	
Play-in: Kalaheo (OIA5) vs. Kamehameha (ILH3)					Leading scorers: (3 games) Teddy Agullana, Castle (26 FG, 1 3-FG, 25-34 FT, 78 pts, 26.0 ppg) (4 games) Ty Brauch, Maui (25 FG, 10 3-FG, 24-30 FT, 84 pts, 21.0 ppg)

1989 – Boys Basketball - Division AA: 12-team tournament (McKinley gym, Farrington gym, Neal S. Blaisdell Arena)



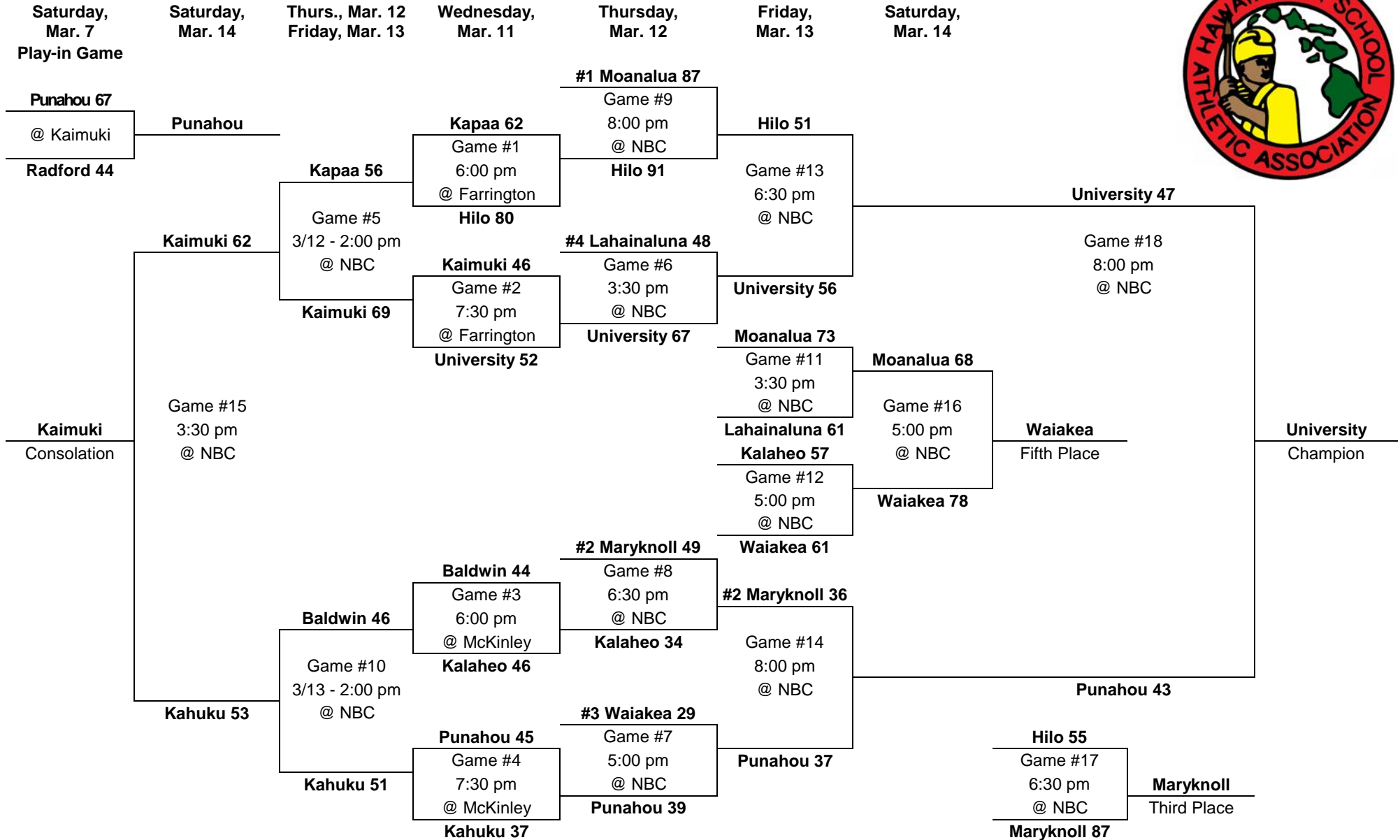
PARTICIPATING TEAMS					MEDIA ALL-TOURNAMENT TEAM: Marcus Smith, Radford– MVP	
OIA (4) 1. Radford 2. McKinley 3. Kalaheo 4. Kaimuki	ILH (3) 1. Kamehameha 2. Iolani 3. Saint Louis	BIIF (2) 1. Honokaa 2. St. Joseph	MIL (2) 1. Lahainaluna 2. Baldwin	KIF (1) 1. Kapaa	Troy McCoy, Radford	Sy Frazier, Honokaa
Play-in: Farrington (OIA5) vs. Saint Louis (ILH3)					Rodney Arias, Kamehameha	Lenny Kai, Kamehameha
					Lamont Davis, Radford	
					Leading scorer:	
					(3 games) Sy Frazier, Honokaa (59 pts, 19.7 ppg)	
					(4 games) Kanoe Winchester, Iolani	
					(24 FG, 10 3-FG, 3-3 FT, 63 pts, 15.8 ppg)	

1988 – Boys Basketball - Division AA: 12-team tournament (McCabe gym, Farrington gym, Neal S. Blaisdell Arena)



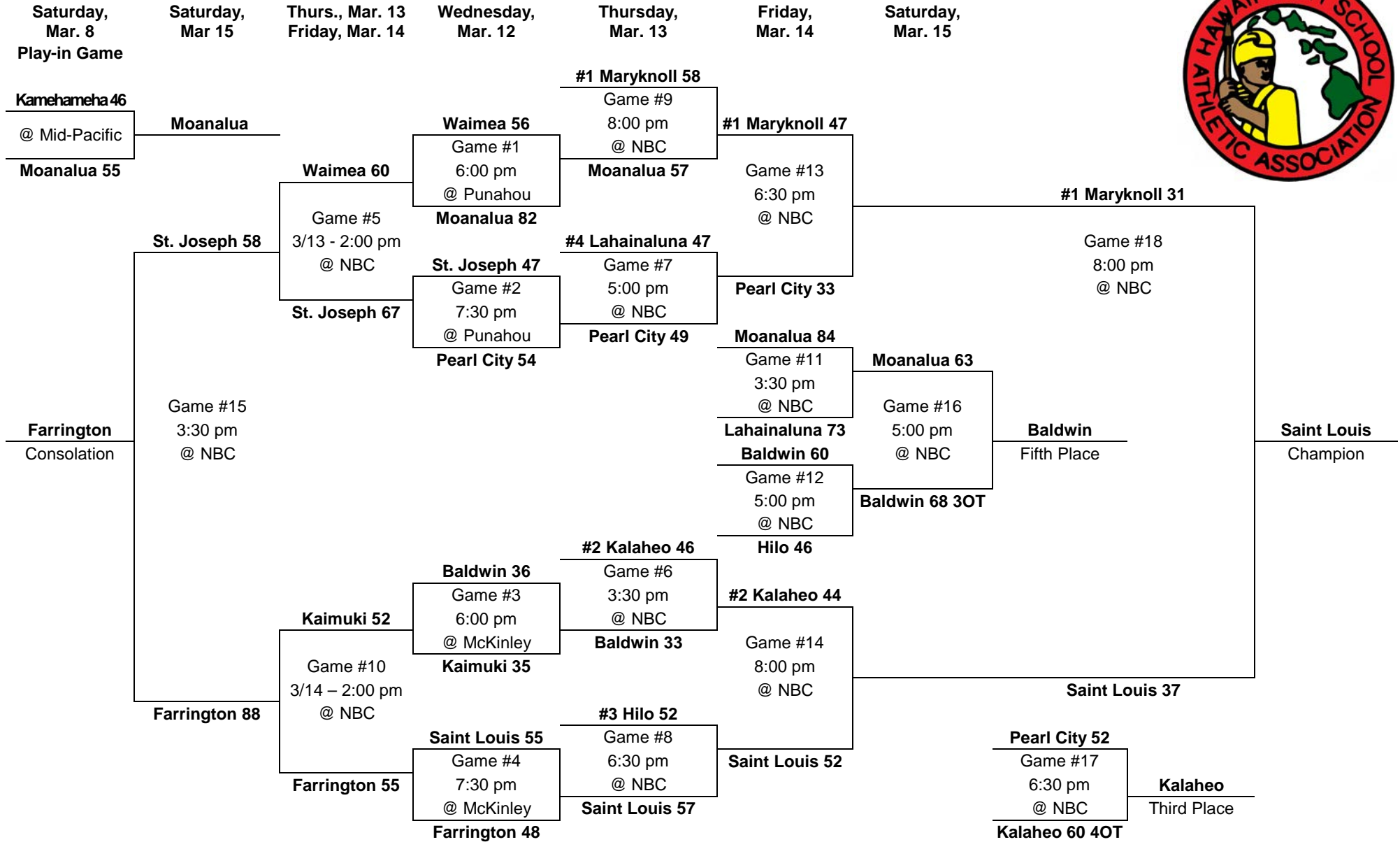
PARTICIPATING TEAMS					Leading scorer:
OIA (4) 1. Leilehua 2. Kalaheo 3. Farrington 4. Kahuku	ILH (3) 1. University 2. Maryknoll 3. Kamehameha	BIIF (2) 1. Honokaa 2. Hilo	MIL (2) 1. Molokai 2. Baldwin	KIF (1) 1. Kapaa	(3 games) Jarrin Akana, Molokai (22 FG, 8 3-FG, 27-31 FT, 79 pts, 26.3 ppg) (4 games) Tavesi Augafa, Farrington (27 FG, 1 3-FG, 16-21 FT, 71 pts, 17.3 ppg) (5 games) Lenny Kai, Kamehameha (23 FG, 13 3-FG, 10-13 FT, 69 pts, 13.8 ppg) Note: First year of the 3-pt FG
Play-in: Radford (OIA5) vs. Kamehameha (ILH3)					

1987 – Boys Basketball - Division AA: 12-team tournament (McKinley gym, Farrington gym, Neal S. Blaisdell Arena)



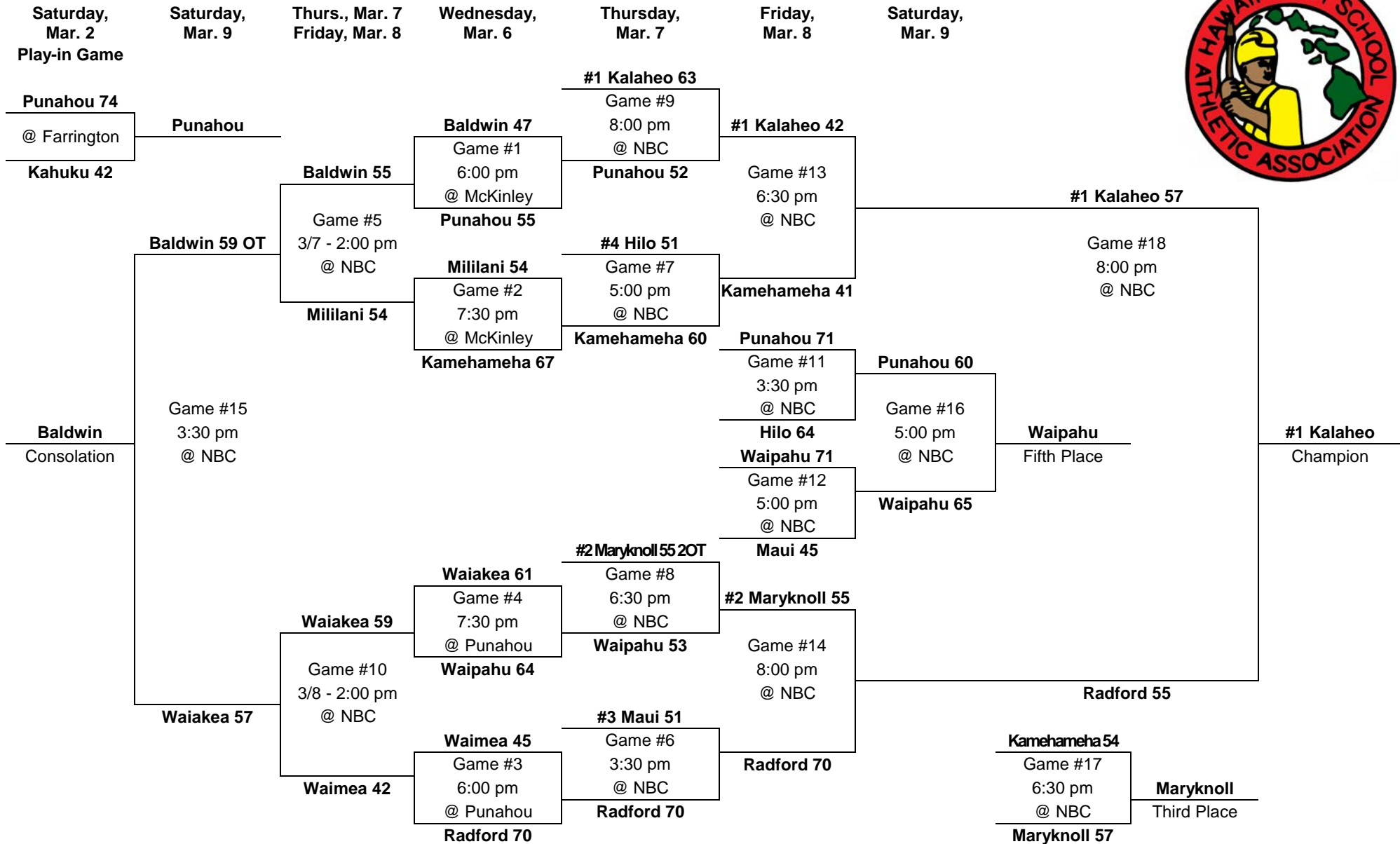
PARTICIPATING TEAMS					Leading scorers:
OIA (4) 1. Moanalua 2. Kahuku 3. Kalaheo 4. Kaimuki	ILH (3) 1. Maryknoll 2. University 3. Punahou	BIIF (2) 1. Waiakea 2. Hilo	MIL (2) 1. Lahainaluna 2. Baldwin	KIF (1) 1. Kapaa	(3 games) Jimmy Lactaoen, Maryknoll (20 FG, 11-19 FT, 51 pts, 17.0 ppg) Mike DePonte, Moanalua (22 FG, 7-9 FT, 51 pts, 17.0 ppg) (4 games) Bruce Ferreira, Hilo (30 FG, 29-34 FT, 89 pts, 22.2 ppg)
Play-in: Radford (OIA5) vs. Punahou (ILH3)					Note: First play-in team (Punahou) reached the finals.

1986 – Boys Basketball - Division AA: 12-team tournament (McKinley gym, Punahou gym, Neal S. Blaisdell Arena)



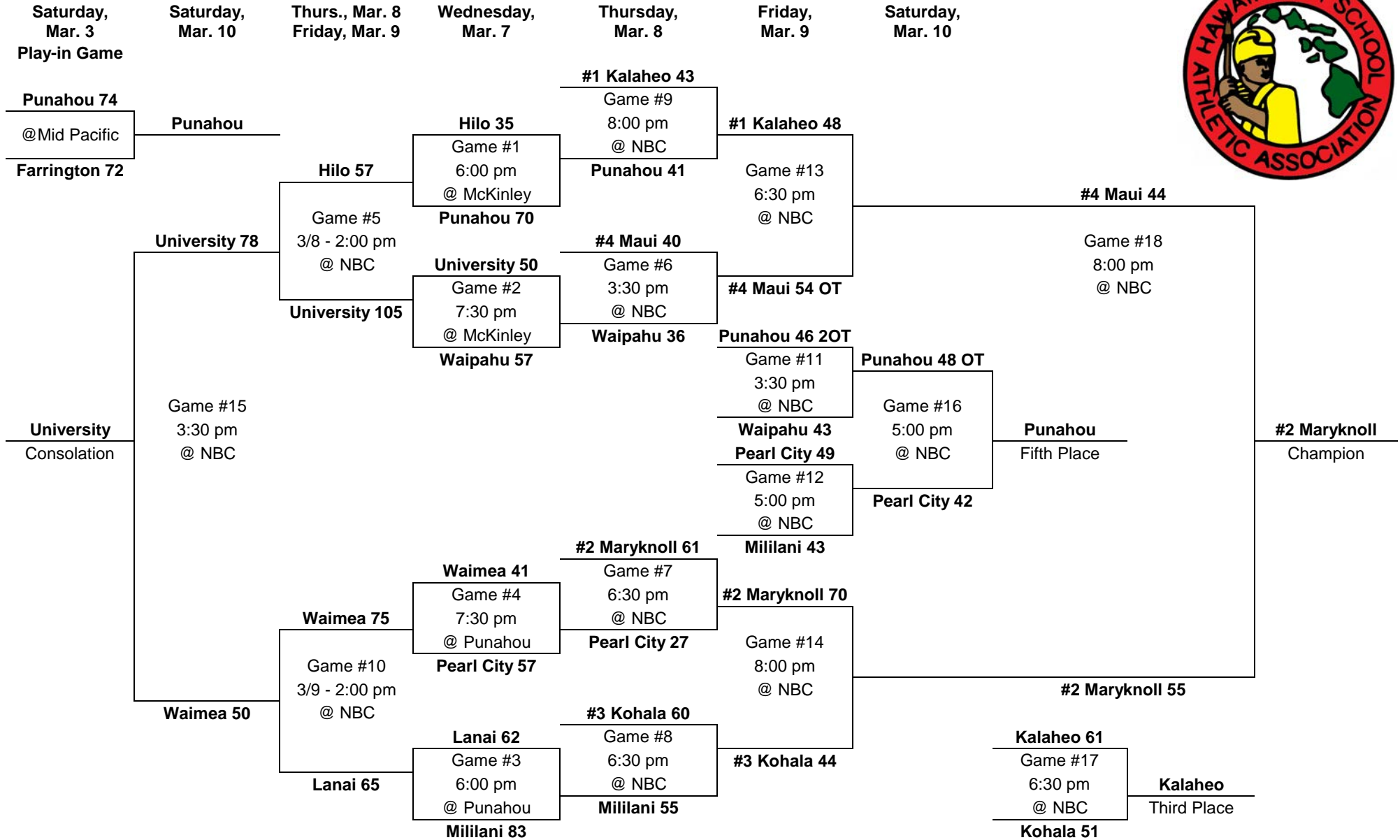
PARTICIPATING TEAMS					Leading scorer: (3 games) Jeff Liborio, St. Joseph (20 FG, 8-10 FT, 48 pts (16.0 ppg)) (4 games) David Cooper, Saint Louis (18 FG, 16-26 FT, 52 pts, 13.0 ppg)
OIA (5) 1. Kalaheo 2. Pearl City 3. Kaimuki 4. Farrington 5. Moanalua	ILH (2) 1. Maryknoll 2. Saint Louis	BIIF (2) 1. Hilo 2. St. Joseph	MIL (2) 1. Lahainaluna 2. Baldwin	KIF (1) 1. Waimea	
Play-in: Moanalua (OIA5) vs. Kamehameha (ILH3)					

1985 – Boys Basketball - Division AA: 12-team tournament (McKinley gym, Punahou gym, Neal S. Blaisdell Arena)



PARTICIPATING TEAMS					Leading scorers: (3 games) Duane Bradley, Kalaheo (23 FG, 17-21 FT, 63 pts, 21.5 ppg) (4 games) Dino Viena, Waipahu (22 FG, 25-40 FT, 69 pts, 17.3 ppg)
OIA (4) 1. Kalaheo 2. Radford 3. Waipahu 4. Mililani	ILH (3) 1. Maryknoll 2. Kamehameha 3. Punahou	BIIF (2) 1. Hilo 2. Waiakea	MIL (2) 1. Maui 2. Baldwin	KIF (1) 1. Waimea	
Play-in: Kahuku (OIA5) vs. Punahou (ILH3)					

1984 – Boys Basketball - Division AA: 12-team tournament (McKinley gym, Punahou gym, Neal S. Blaisdell Arena)



PARTICIPATING TEAMS					Leading scorers:
OIA (4) 1. Kalaheo 2. Mililani 3. Waipahu 4. Pearl City	ILH (3) 1. Maryknoll 2. University 3. Punahou	BIIF (2) 1. Hilo 2. Waiakea	MIL (2) 1. Maui 2. Lanai	KIF (1) 1. Waimea	(3 games) Darin Awong, University (52 pts, 17.3 ppg) (4 games) Chris Bisho, Punahou (62 pts, 15.5 ppg) David Hallums, Pearl City (60 pts, 15.0 ppg)
Play-in: Farrington (OIA5) vs. Punahou (ILH3)					Note: First time a team to play 5 state tournament games (Punahou – 4 wins, 1 loss)

1983 – Boys Basketball - Division AA: 12-team tournament (Neal S. Blaisdell Arena, Honolulu)

Saturday,
Mar. 12

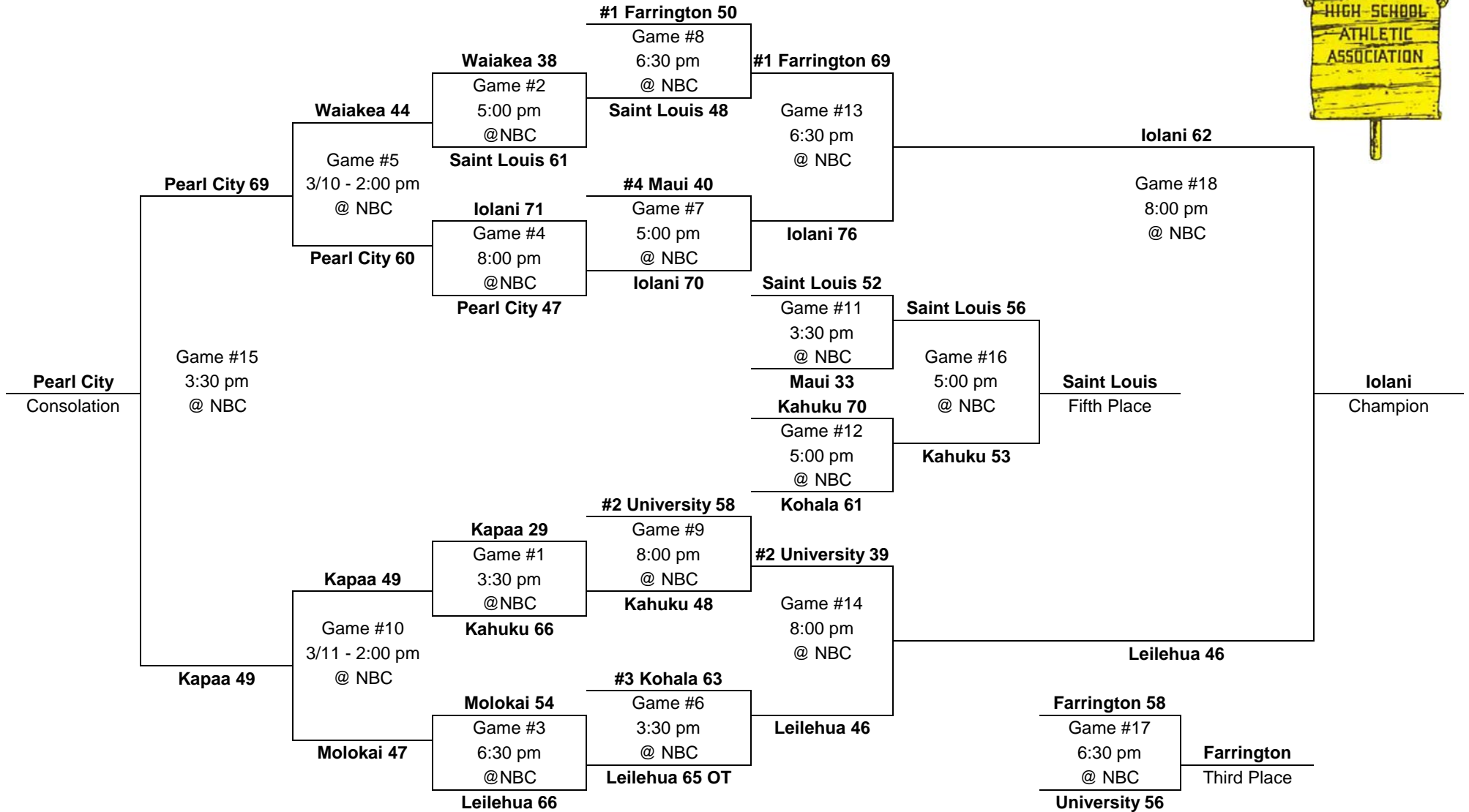
Friday, Mar. 11
Thurs., Mar. 10

Wednesday,
Mar. 9

Thursday,
Mar. 10

Friday,
Mar. 11

Saturday,
Mar. 12



PARTICIPATING TEAMS					Leading scorer: (4 games) Todd Smith, Leilehua (31 FG, 18-24 FT, 80 pts, 20.0 ppg)
OIA (4) 1. Farrington 2. Leilehua 3. Kahuku 4. Pearl City	ILH (3) 1. University 2. Lolani 3. Saint Louis	BIIF (2) 1. Kohala 2. Waiakea	MIL (2) 1. Maui 2. Molokai	KIF (1) 1. Kapaa	
Note: First time two unseeded teams met in the finals. First time a team (lolani) to win 4 games for the title.					

1982 – Boys Basketball - Division "AA": 8-team tournament (Neal S. Blaisdell Arena, Honolulu)



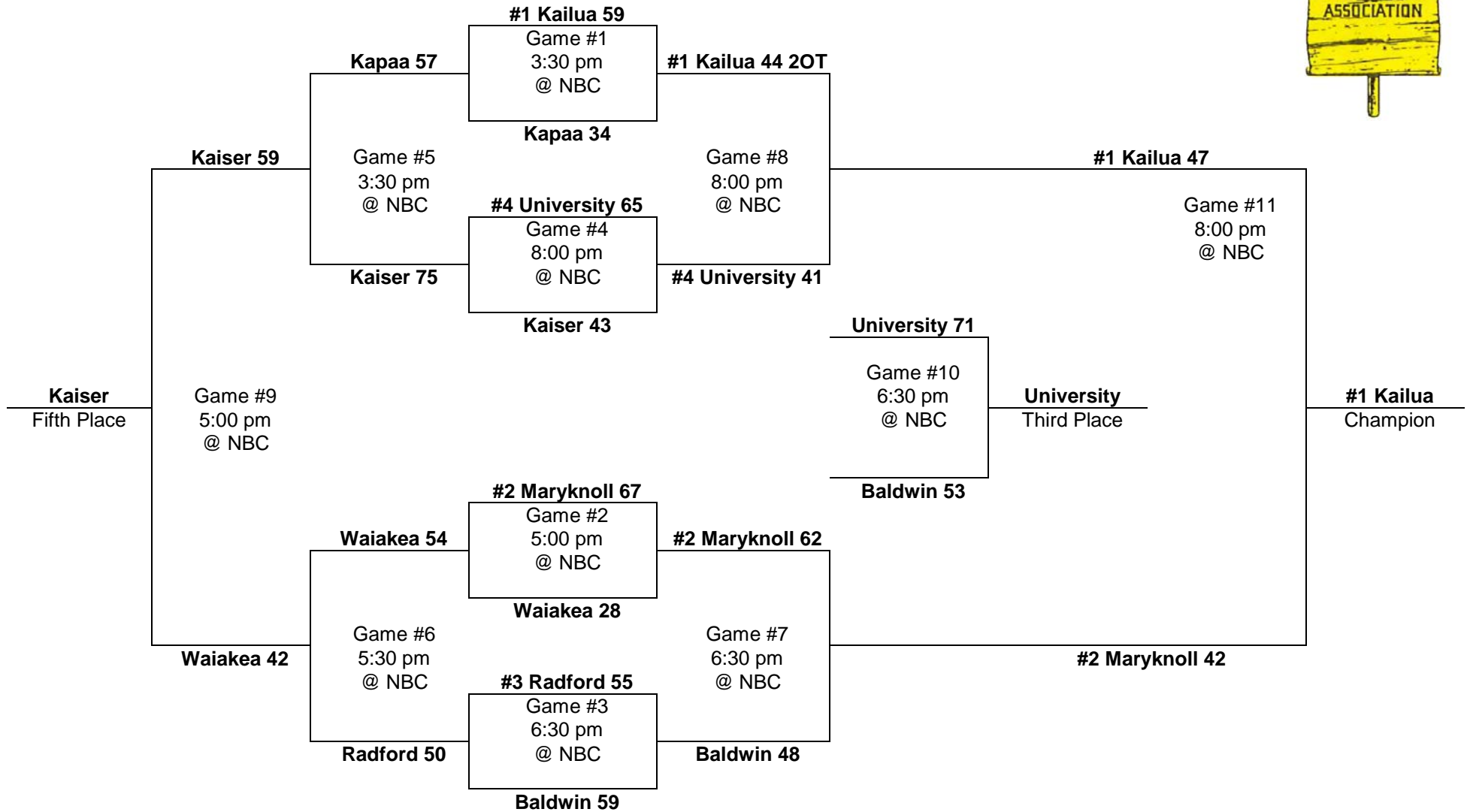
**Saturday
March 13**

**Friday
March 12**

**Thursday
March 11**

**Friday
March 12**

**Saturday
March 13**



PARTICIPATING TEAMS

OIA (3) 1. Kailua 2. Radford 3. Kaiser	ILH (2) 1. Maryknoll 2. University	BIIF (1) 1. Waiakea	MIL (1) 1. Baldwin	KIF (1) 1. Kapaa
--	---	-------------------------------	------------------------------	----------------------------

Leading scorer:
 Eddie Smith, University
 (22FG, 0-6 FT, 44 pts, 14.7 ppg)

1981 – Boys Basketball - Division "AA": 8-team tournament (Neal S. Blaisdell Arena, Honolulu)



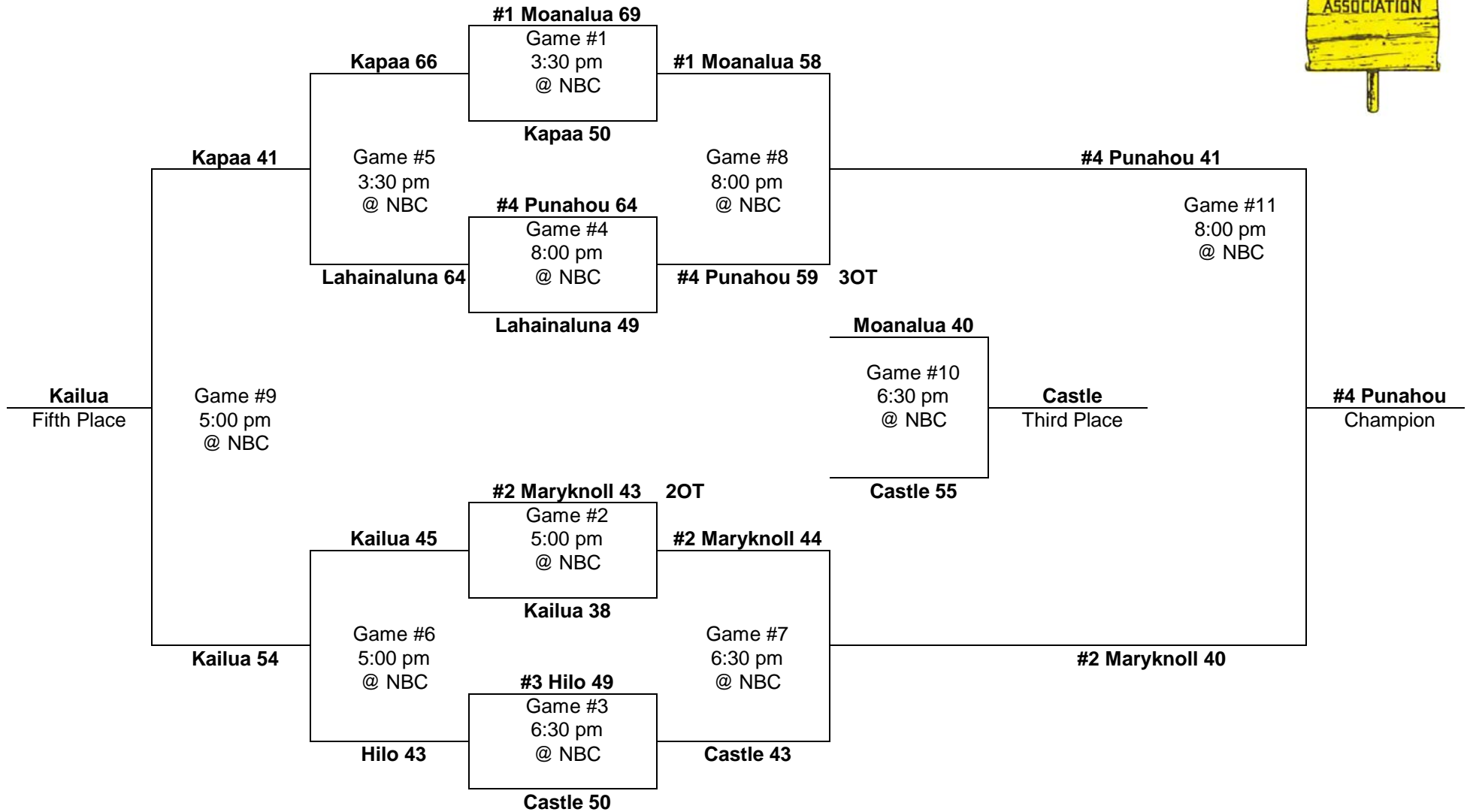
Saturday
March 14

Friday
March 13

Thursday
March 12

Friday
March 13

Saturday
March 14



PARTICIPATING TEAMS

OIA (3) 1. Moanalua 2. Castle 3. Kailua	ILH (2) 1. Maryknoll 2. Punahou	BIIF (1) 1. Hilo	MIL (1) 1. Lanai	KIF (1) 1. Kapaa
---	--	----------------------------	----------------------------	----------------------------

Leading scorer:
Sam Johnson, Moanalua
(34 FG, 23-40 FT, 91 pts, 30.3 ppg)

1980 – Boys Basketball - Division "AA": 8-team tournament (Neal S. Blaisdell Arena, Honolulu)



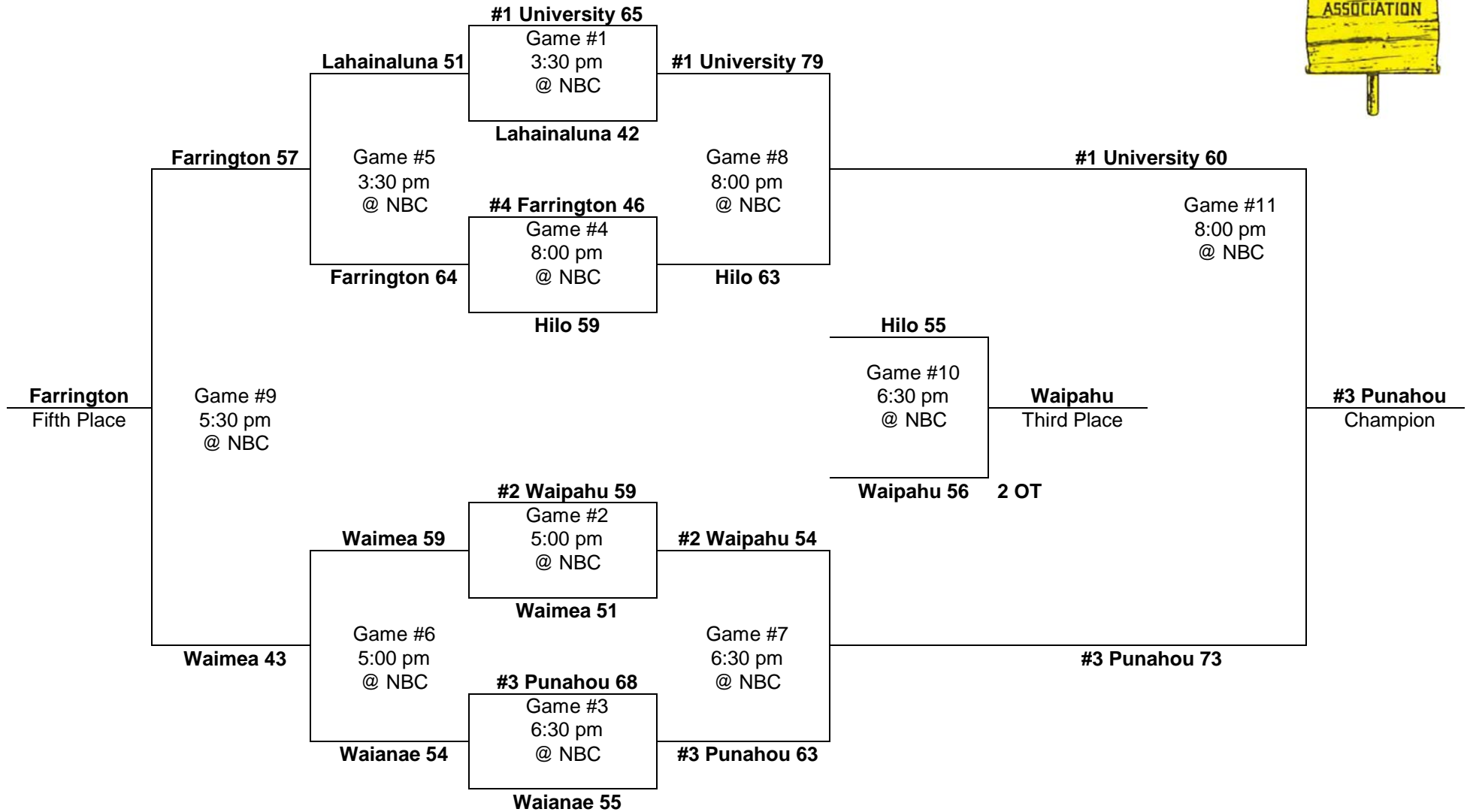
Saturday
March 8

Friday
March 7

Thursday
March 6

Friday
March 7

Saturday
March 8



PARTICIPATING TEAMS

OIA (3) 1. Waipahu 2. Farrington 3. Waianae	ILH (2) 1. University 2. Punahou	BIIF (1) 1. Hilo	MIL (1) 1. Lahainaluna	KIF (1) 1. Waimea
---	---	----------------------------	----------------------------------	-----------------------------

Leading scorer: Leroy Lutu, University (19 FG, 33-41 FT, 69 pts, 23.0 ppg)

1979 – Boys Basketball - Division "AA": 8-team tournament (Honolulu International Center)



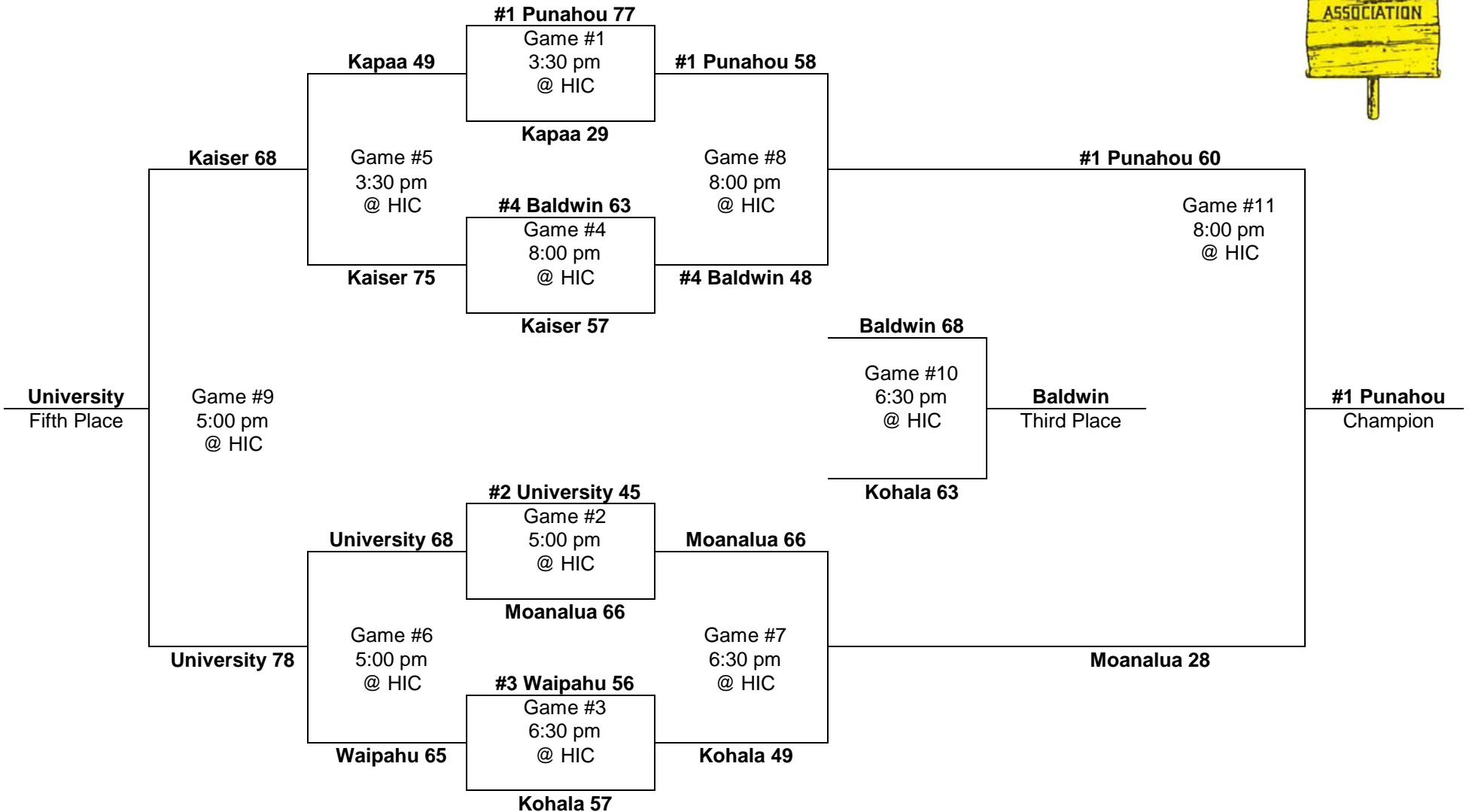
Saturday
March 10

Friday
March 9

Thursday
March 8

Friday
March 9

Saturday
March 10



PARTICIPATING TEAMS

OIA (3) 1. Waipahu 2. Kaiser 3. Moanalua	ILH (2) 1. Punahou 2. University	BIIF (1) 1. Kohala	MIL (1) 1. Baldwin	KIF (1) 1. Kapaa
--	---	------------------------------	------------------------------	----------------------------

Leading scorers:
Leroy Lutu, University (29 FG, 12-20 FT, 70 pts, 23.3 ppg)
Kawika Akana, Baldwin (29 FG, 11-16 FT, 69 pts, 23.0 ppg)

Note: Moanalua is the 3rd unseeded to reach the final.
Moanalua-Kohala first unseeded semifinal.

1978 – Boys Basketball - Division "AA": 8-team tournament (Honolulu International Center)



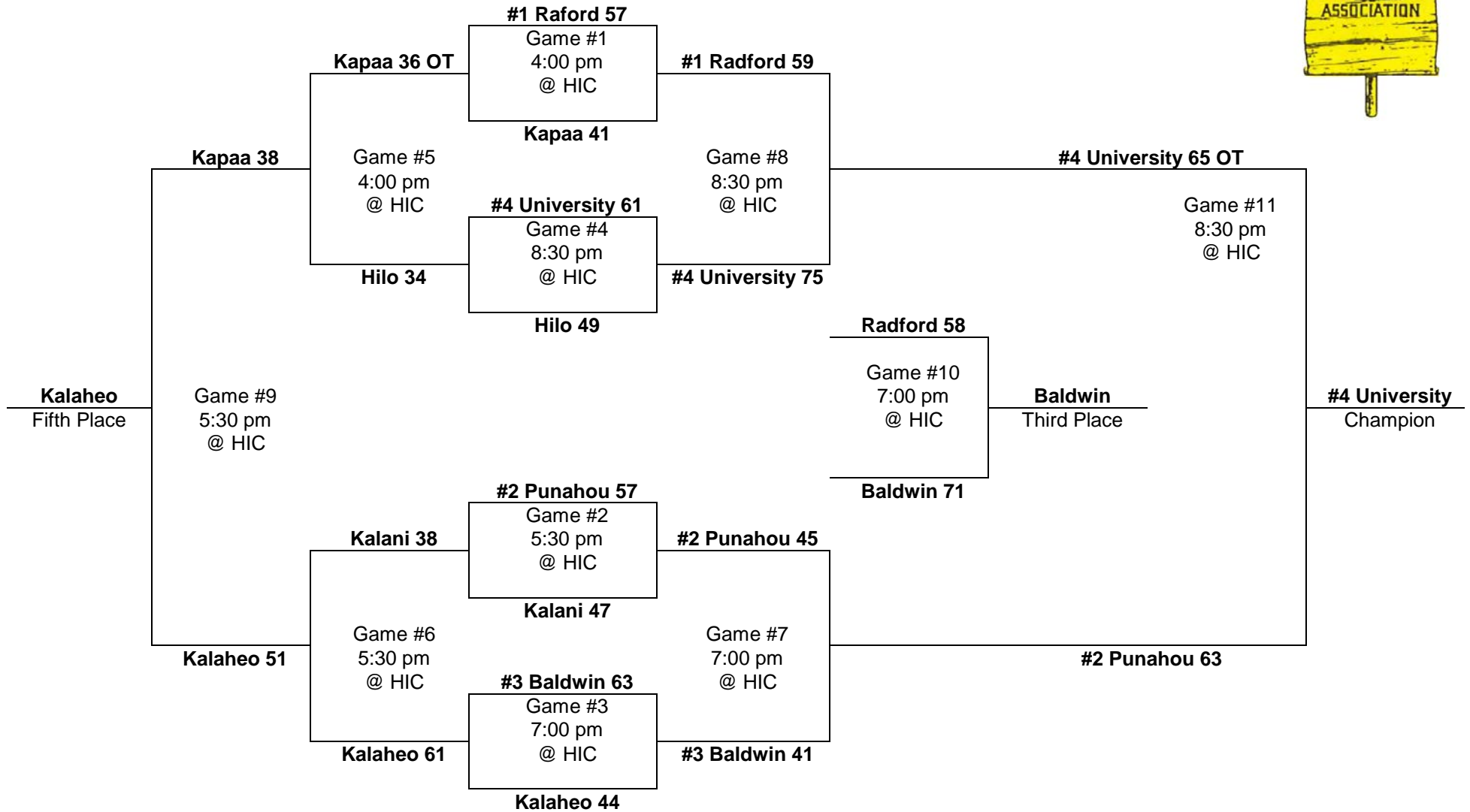
**Saturday
March 11**

**Friday
March 10**

**Thursday
March 9**

**Friday
March 10**

**Saturday
March 11**



PARTICIPATING TEAMS

OIA (3) 1. Radford 2. Kalaheo 3. Kalani	ILH (2) 1. Punahou 2. University	BIIF (1) 1. Hilo	MIL (1) 1. Baldwin	KIF (1) 1. Kapaa
---	---	----------------------------	------------------------------	----------------------------

Leading scorer:
 Edgar Tesoro, Baldwin
 (22 FG, 9-13 FT, 53 pts, 17.6 ppg)

Note: Third time a #4 seed to win the title.

1977 – Boys Basketball - Division "AA": 8-team tournament (Honolulu International Center)



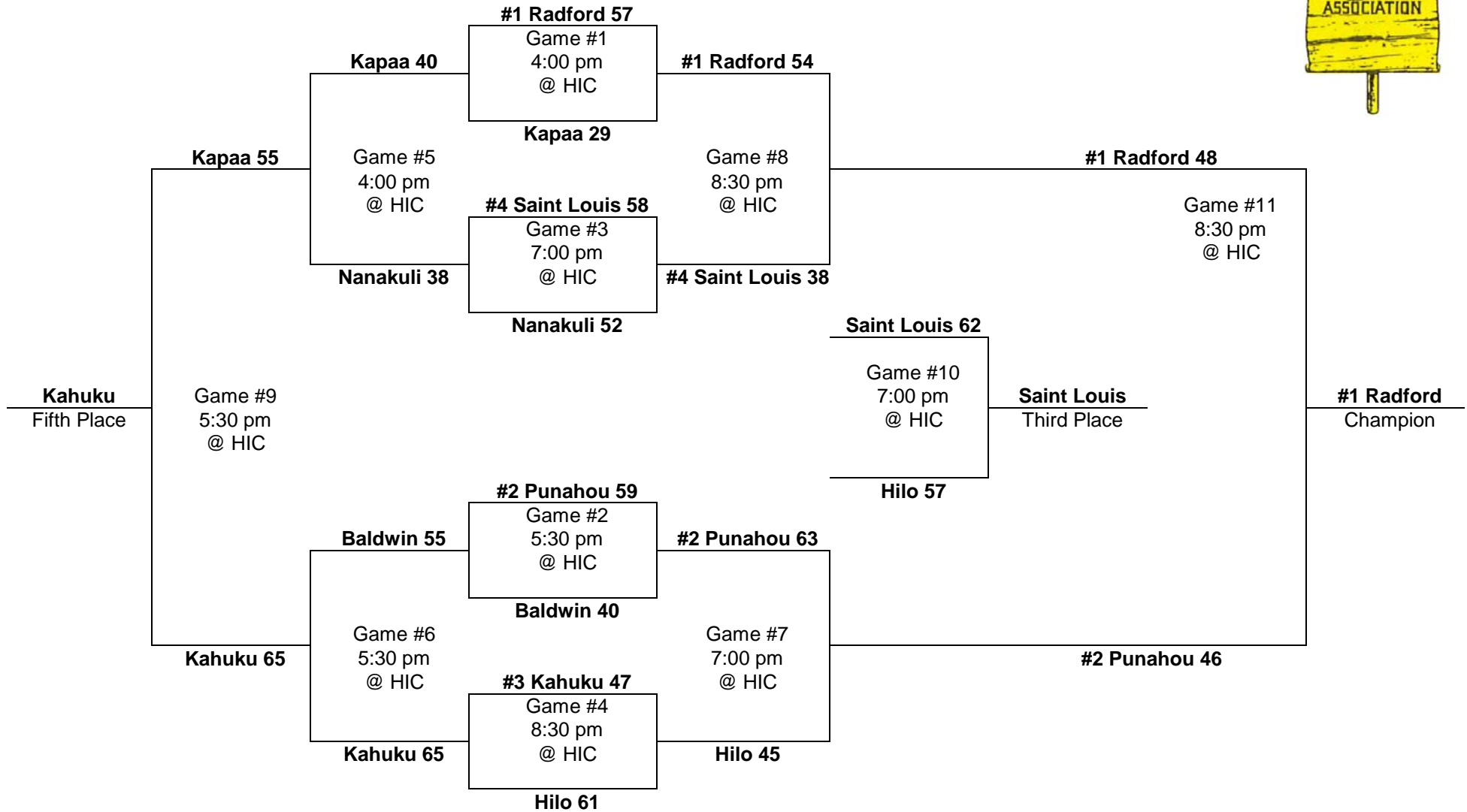
Saturday
March 12

Friday
March 11

Thursday
March 10

Friday
March 11

Saturday
March 12



PARTICIPATING TEAMS

OIA (3) 1. Radford 2. Kahuku 3. Nanakuli	ILH (2) 1. Punahou 2. Saint Louis	BIIF (1) 1. Hilo	MIL (1) 1. Baldwin	KIF (1) 1. Kapaa
--	--	----------------------------	------------------------------	----------------------------

Leading scorer:
Anthony Pickard, Kahuku
(15 FG, 22-26 FT, 52 pts, 17.3 ppg)

1976 – Boys Basketball - Division "AA": 8-team tournament (Honolulu International Center)



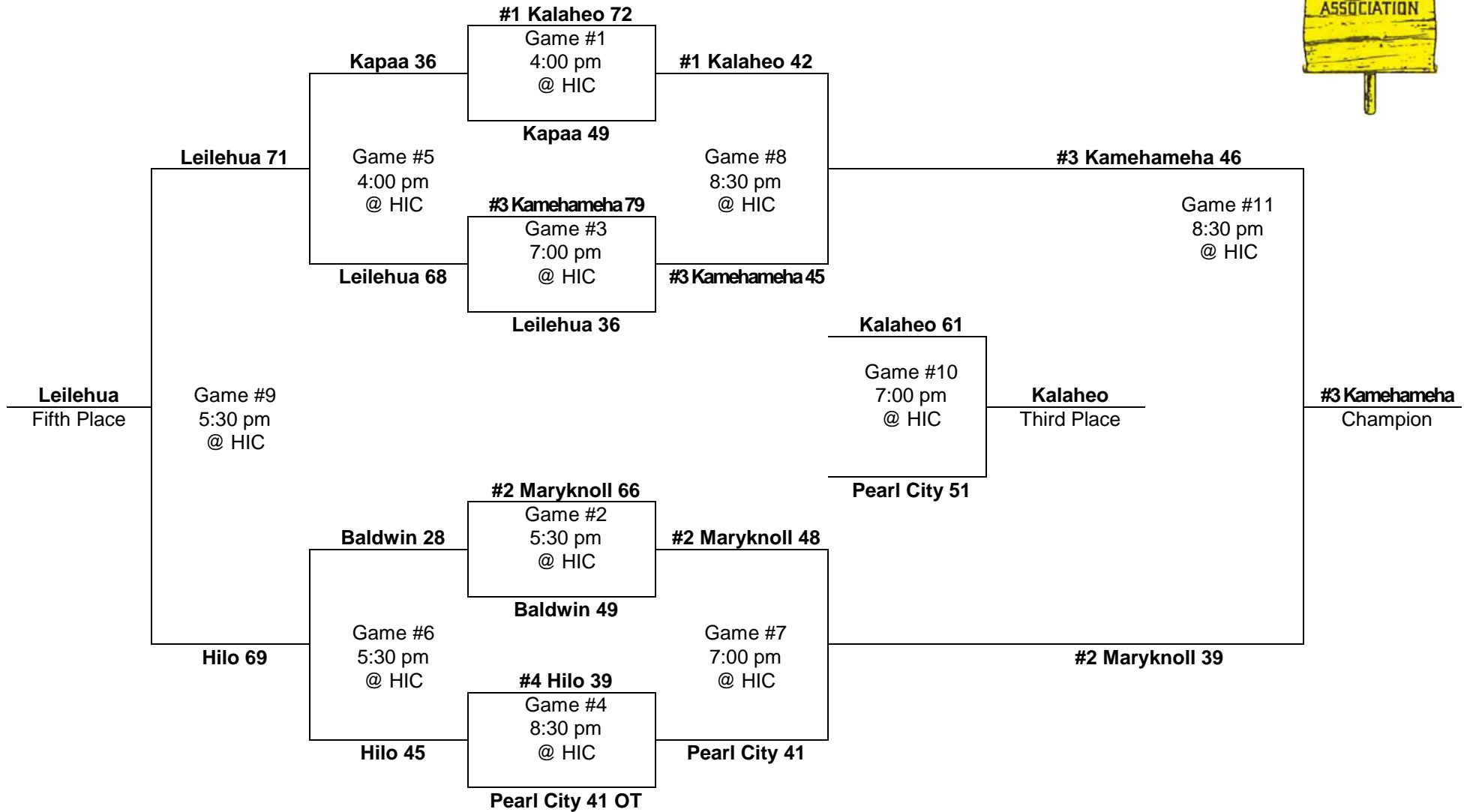
Saturday
March 13

Friday
March 12

Thursday
March 11

Friday
March 12

Saturday
March 13



PARTICIPATING TEAMS

OIA (3) 1. Kalaheo 2. Pearl City 3. Leilehua	ILH (2) 1. Maryknoll 2. Kamehameha	BIIF (1) 1. Hilo	MIL (1) 1. Baldwin	KIF (1) 1. Kapaa
--	---	----------------------------	------------------------------	----------------------------

Leading scorer:
Robin Moss, Kalaheo
(23 FG, 13-14 FT, 59 pts, 19.7 ppg)

1975 – Boys Basketball - Division "AA": 8-team tournament (Honolulu International Center)



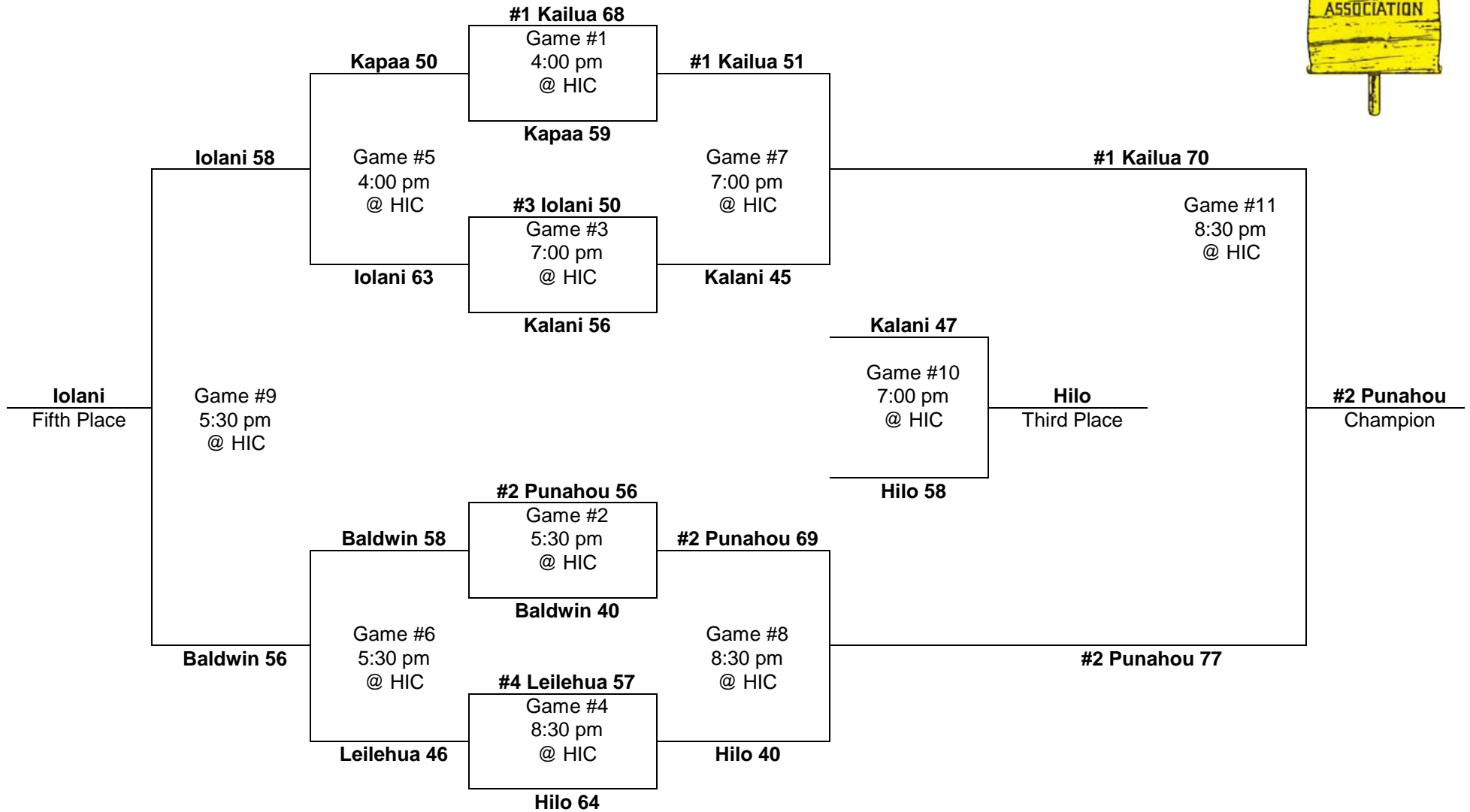
Saturday
March 8

Friday
March 7

Thursday
March 6

Friday
March 7

Saturday
March 8



PARTICIPATING TEAMS

OIA (3) 1. Kailua 2. Leilehua 3. Kalani	ILH (2) 1. Punahou 2. Iolani	BIIF (1) 1. Hilo	MIL (1) 1. Baldwin	KIF (1) 1. Kapaa
---	---	----------------------------	------------------------------	----------------------------

Leading scorers: Ia Saipaia, Punahou (24 FG, 17-19 FT, 65 pts, 21.7 ppg) Jerry Scanlan, Iolani (28 FG, 6-17 FT, 62 pts, 20.7 ppg)
--

1974 – Boys Basketball - Division "AA": 8-team tournament (Honolulu International Center)



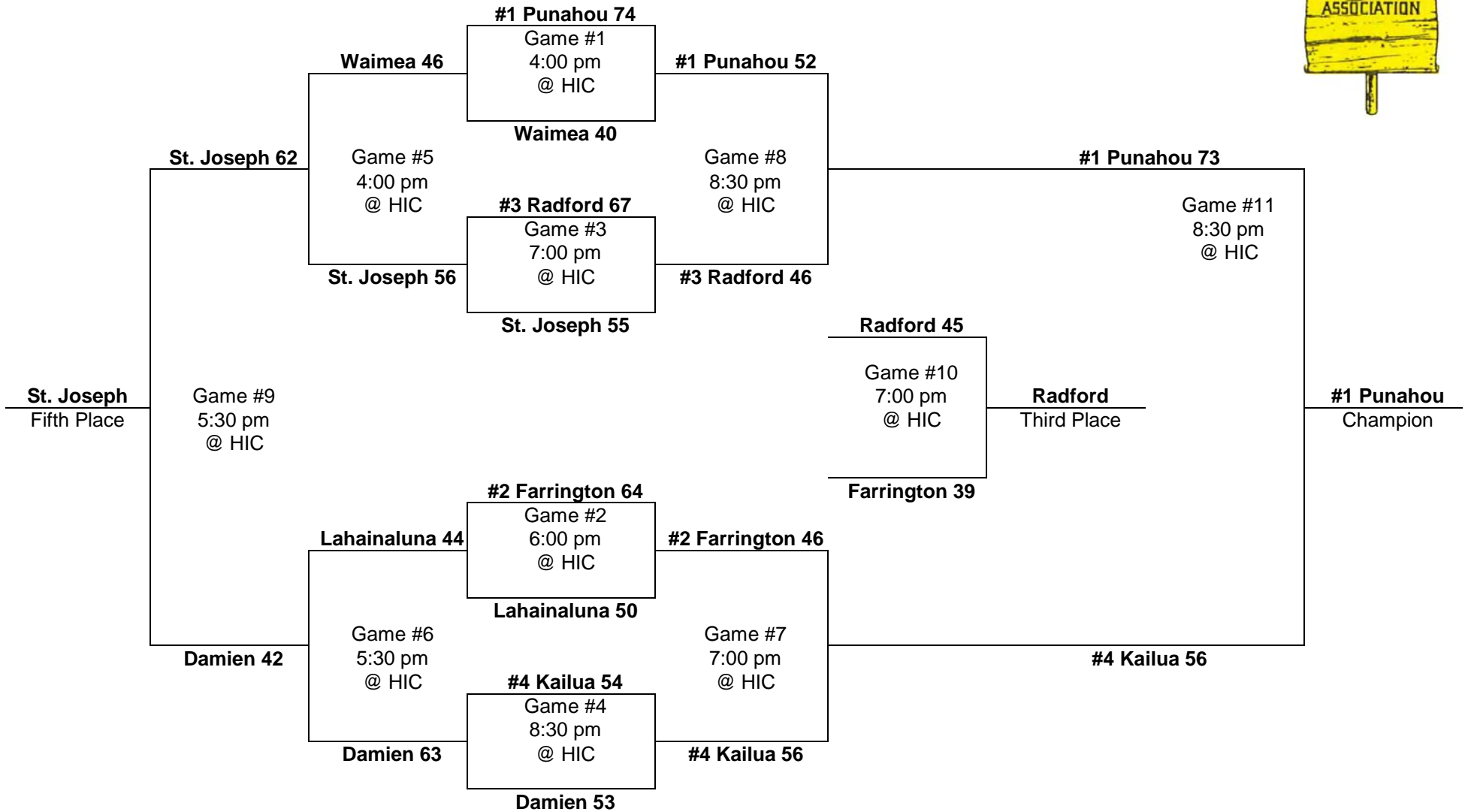
Saturday
March 9

Friday
March 8

Thursday
March 7

Friday
March 8

Saturday
March 9



PARTICIPATING TEAMS

OIA (3) 1. Farrington 2. Radford 3. Kailua	ILH (2) 1. Punahou 2. Damien	BIIF (1) 1. St. Joseph	MIL (1) 1. Lahainaluna	KIF (1) 1. Waimea
--	---	----------------------------------	----------------------------------	-----------------------------

Leading scorer: Pat McGinn, Damien (54 pts, 18.0 ppg)

1973 – Boys Basketball - Division "AA": 8-team tournament (Honolulu International Center)



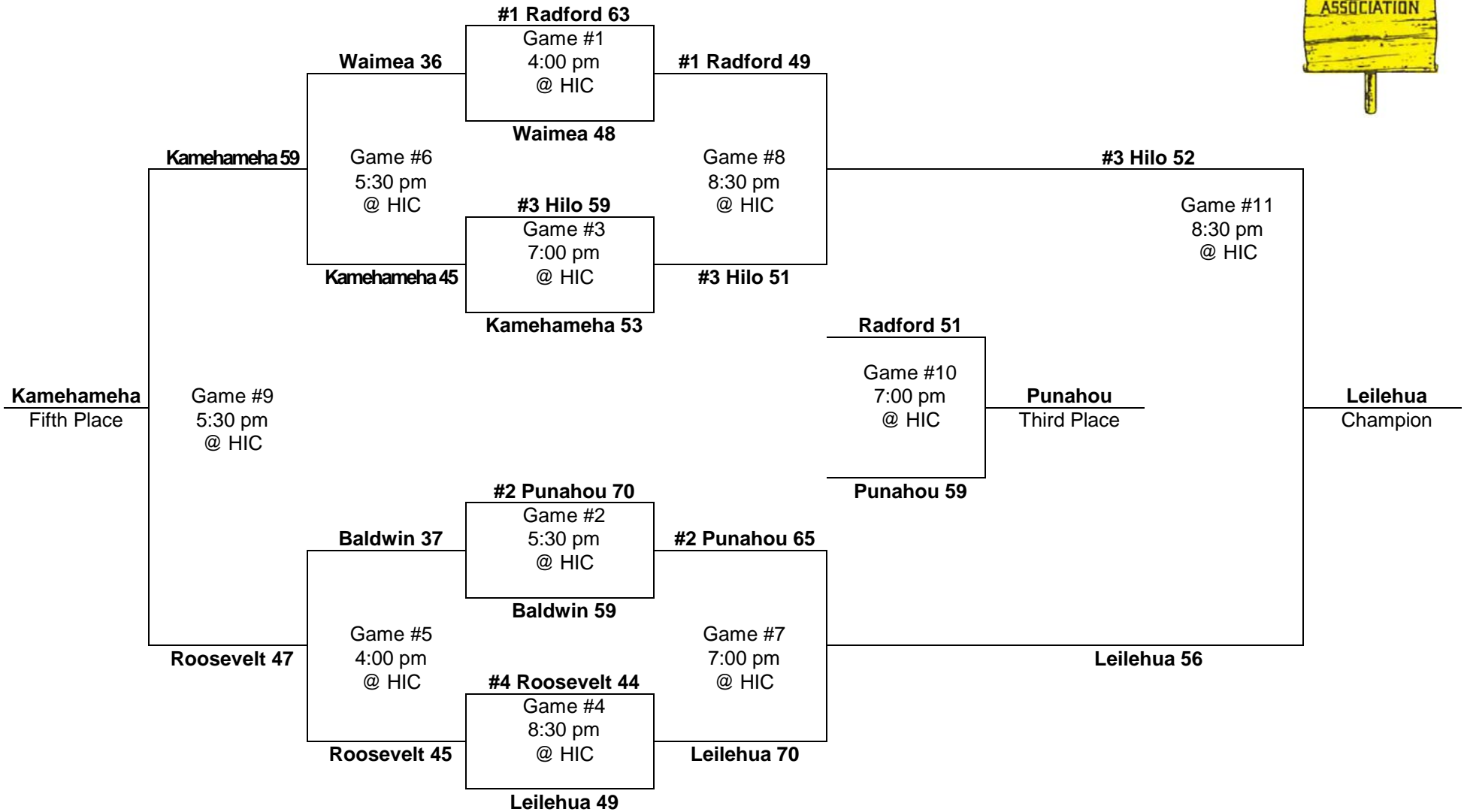
Saturday
March 10

Friday
March 9

Thursday
March 8

Friday
March 9

Saturday
March 10



PARTICIPATING TEAMS

OIA (3) 1. Radford 2. Roosevelt 3. Leilehua	ILH (2) 1. Punahou 2. Kamehameha	BIIF (1) 1. Hilo	MIL (1) 1. Baldwin	KIF (1) 1. Waimea
---	---	----------------------------	------------------------------	-----------------------------

Leading scorer:
Rick Wagner, Leilehua
(22 FG, 24 FT, 68 pts, 22.7 ppg)

Notes: Leilehua (OIA3) lowest seed to win state tournament. Second unseeded team to reach final. First non-seeded team to win state title.

1972 – Boys Basketball - Division "AA": 8-team tournament (Honolulu International Center)



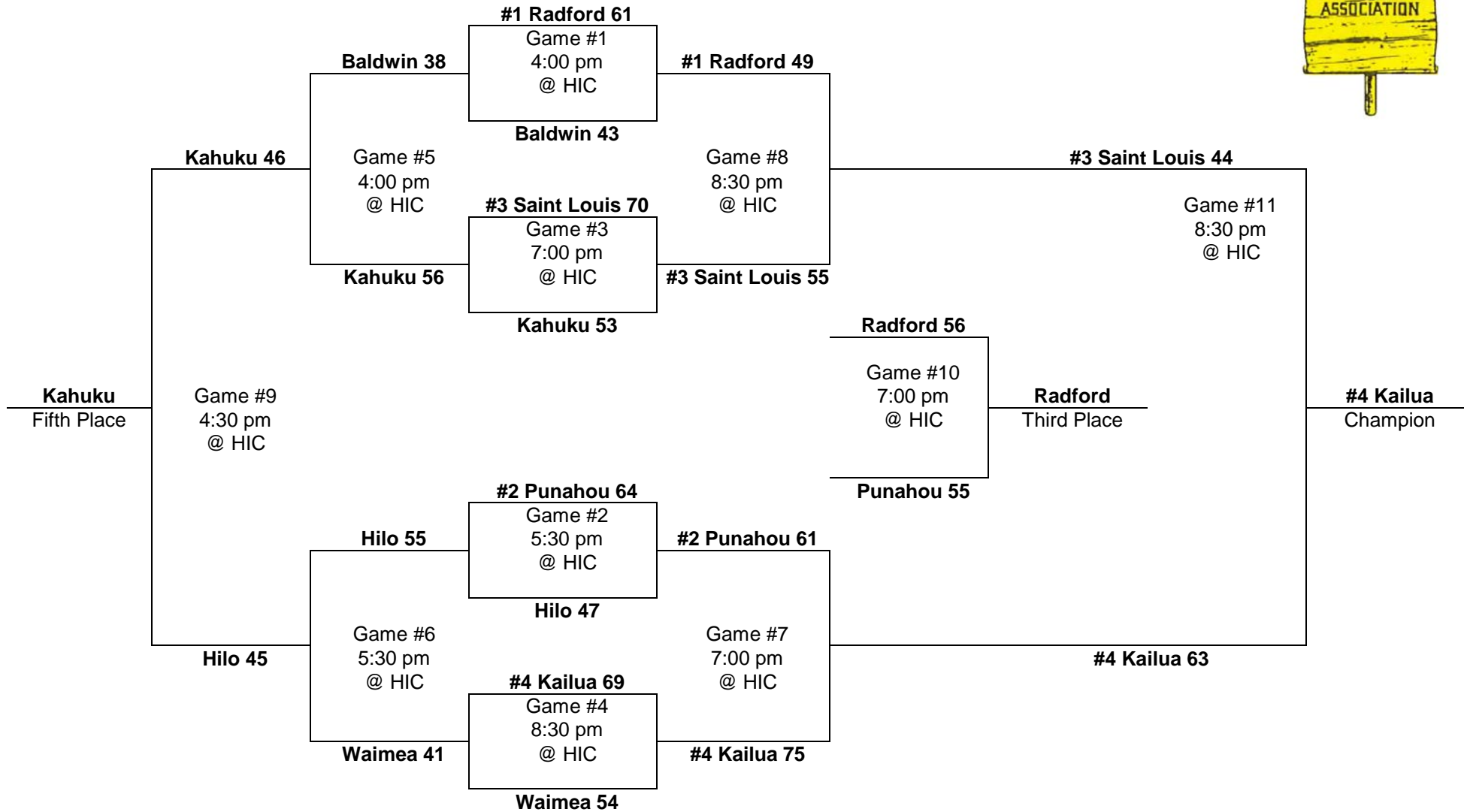
Saturday
March 4

Friday
March 3

Thursday
March 2

Friday
March 3

Saturday
March 4



PARTICIPATING TEAMS

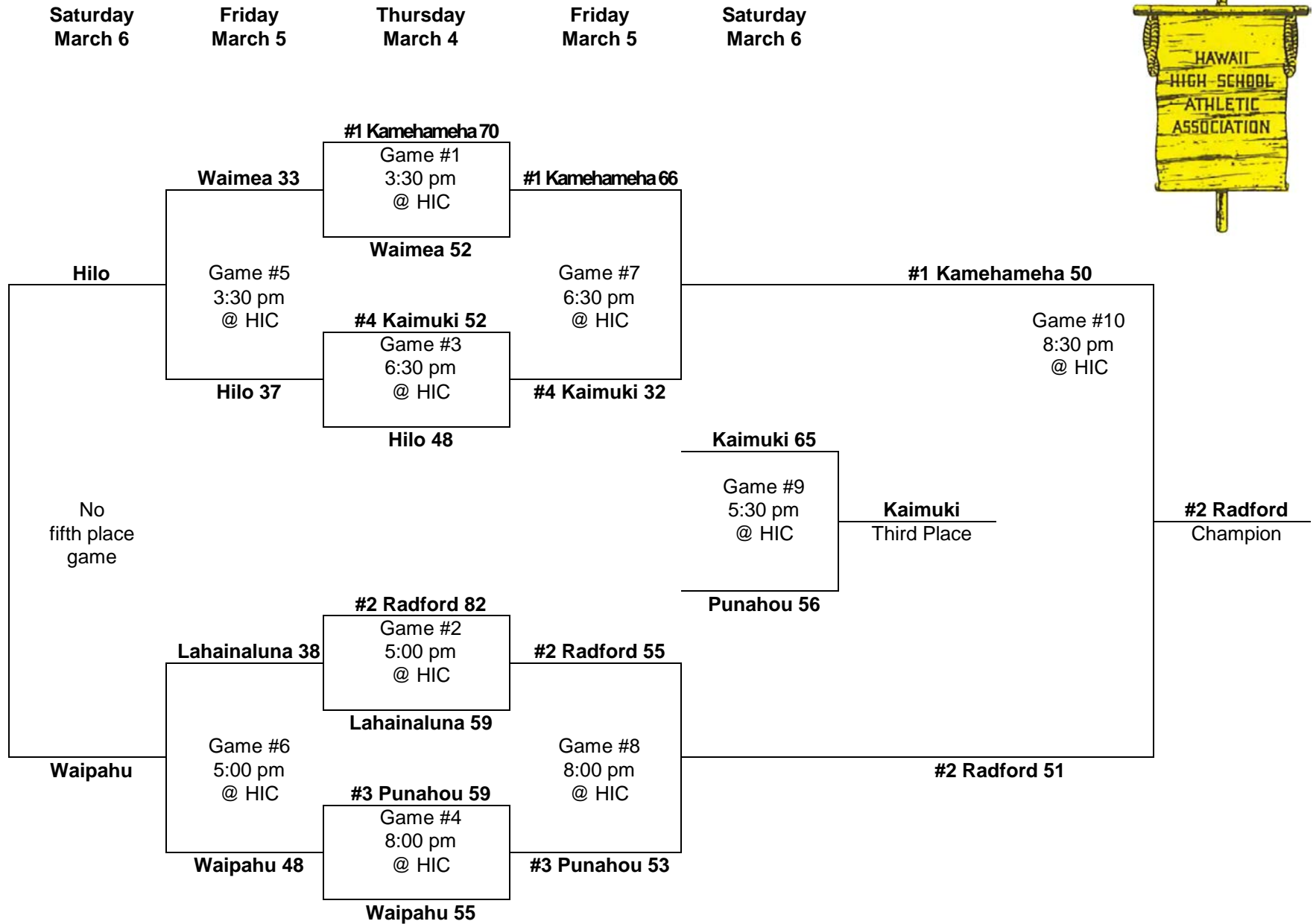
OIA (3) 1. Radford 2. Kailua 3. Kahuku	ILH (2) 1. Punahou 2. Saint Louis	BIIF (1) 1. Hilo	MIL (1) 1. Baldwin	KIF (1) 1. Waimea
--	--	----------------------------	------------------------------	-----------------------------

Leading scorer:

Pete Smith, Kailua
(23 FG, 18 FT, 64 pts, 21.3 ppg)

Note: Second time #4 seed to win title.

1971 – Boys Basketball - Division "AA": 8-team tournament (Honolulu International Center)



PARTICIPATING TEAMS					Leading scorer:
OIA (3) 1. Radford 2. Kaimuki 3. Waipahu	ILH (2) 1. Kamehameha 2. Punahou	BIIF (1) 1. Hilo	MIL (1) 1. Lahainaluna	KIF (1) 1. Waimea	Randy Borden, Kaimuki (26 FG, 3 FT, 55 pts, 18.3 ppg)
Note: No Fifth Place championship. Division A 3 rd place (4:00 p.m.), championship (7 p.m.)					

1970 – Boys Basketball - Division "AA": 8-team tournament (Honolulu International Center)



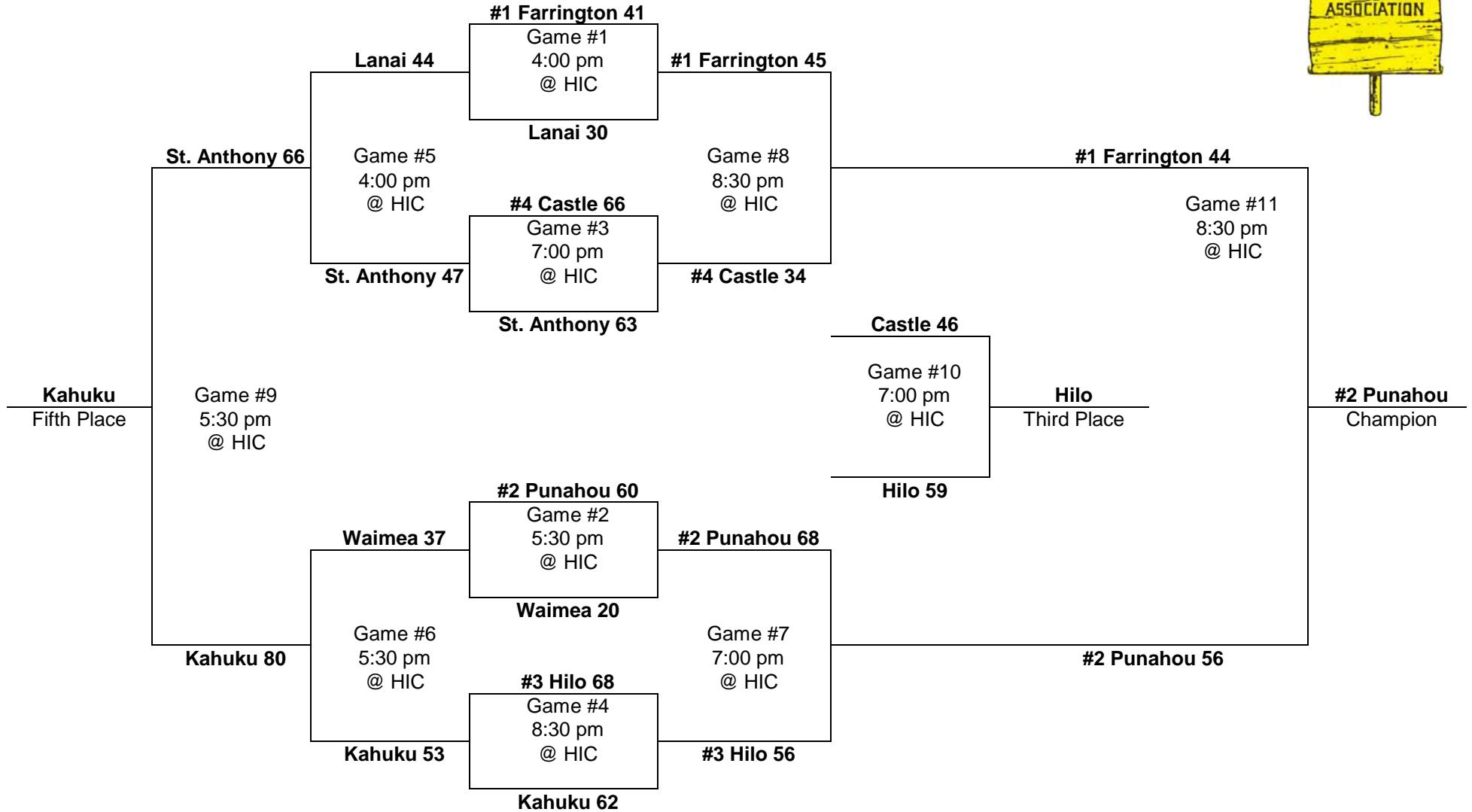
Saturday
March 7

Friday
March 6

Thursday
March 5

Friday
March 6

Saturday
March 7



PARTICIPATING TEAMS

OIA (2) 1. Castle 2. Kahuku	ILH (2) 1. Farrington 2. Punahou	BIIF (1) 1. Hilo	MIL (1) 1. St. Anthony	MLIL (1) 1. Lanai	KIF (1) 1. Waimeea
--	---	----------------------------	----------------------------------	-----------------------------	------------------------------

Leading scorer:
Wayde Lindsay, Kahuku
(52 pts, 17.3 ppg)
Note: Division A tournament begins (1970-82).

1969 – Boys Basketball - Division "A": 8-team tournament (Hilo Civic Auditorium)



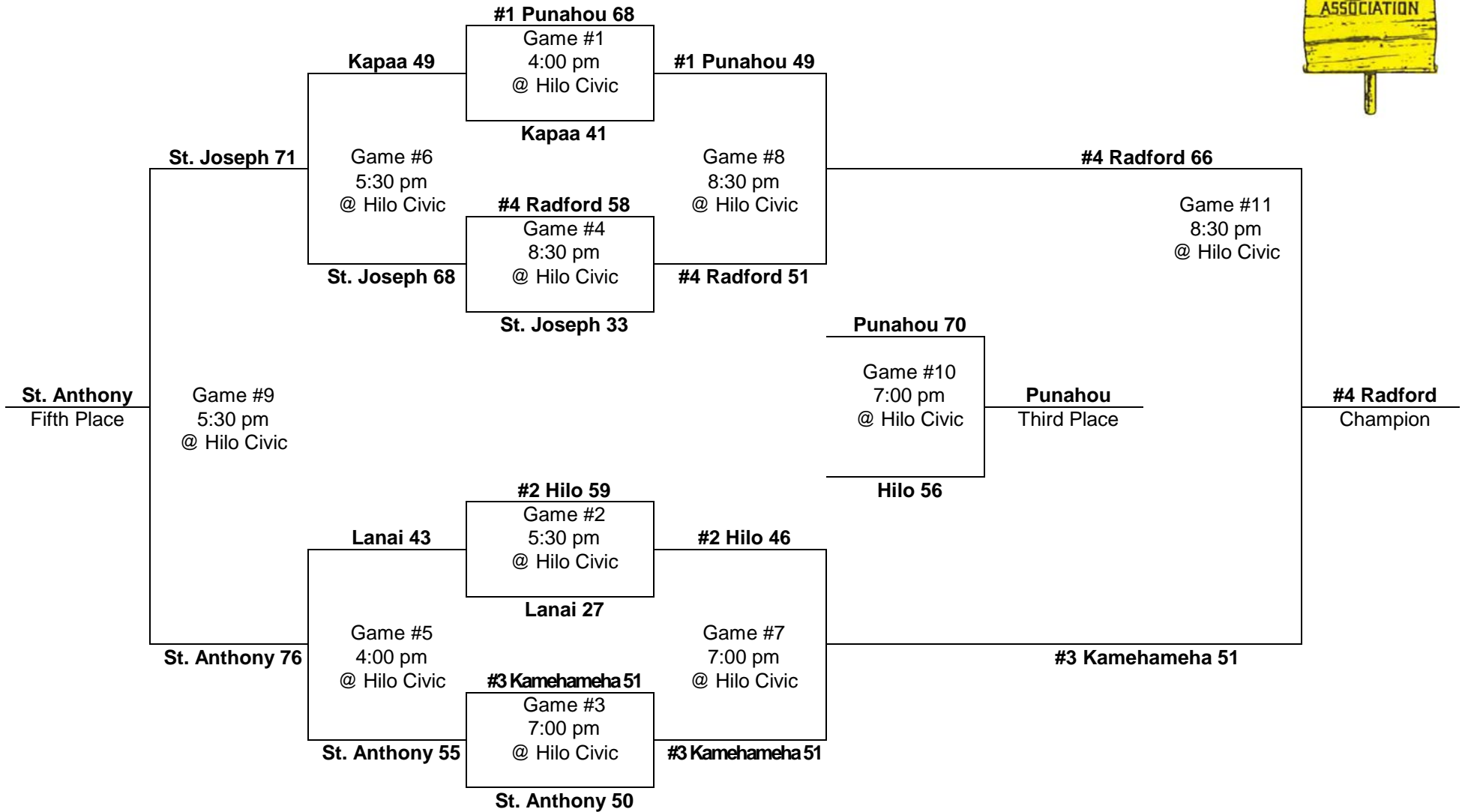
Saturday
March 8

Friday
March 7

Thursday
March 6

Friday
March 7

Saturday
March 8



PARTICIPATING TEAMS

ROIA (1) 1. Radford	ILH (2) 1. Punahou 2. Kamehameha	BIIF (1) 1. Hilo 2. St. Joseph	MIL (1) 1. St. Anthony	MLIL (1) 1. Lanai	KIF (1) 1. Kapaa
-------------------------------	---	---	----------------------------------	-----------------------------	----------------------------

Leading scorer:
Joe Estrella, St. Joseph
(19 FG, 28 FT, 66 pts, 22.0 ppg)
Notes: First time a top seed not in the final. First #4 seed to win title.

1968 – Boys Basketball - Division "A": 8-team tournament (Honolulu International Center)



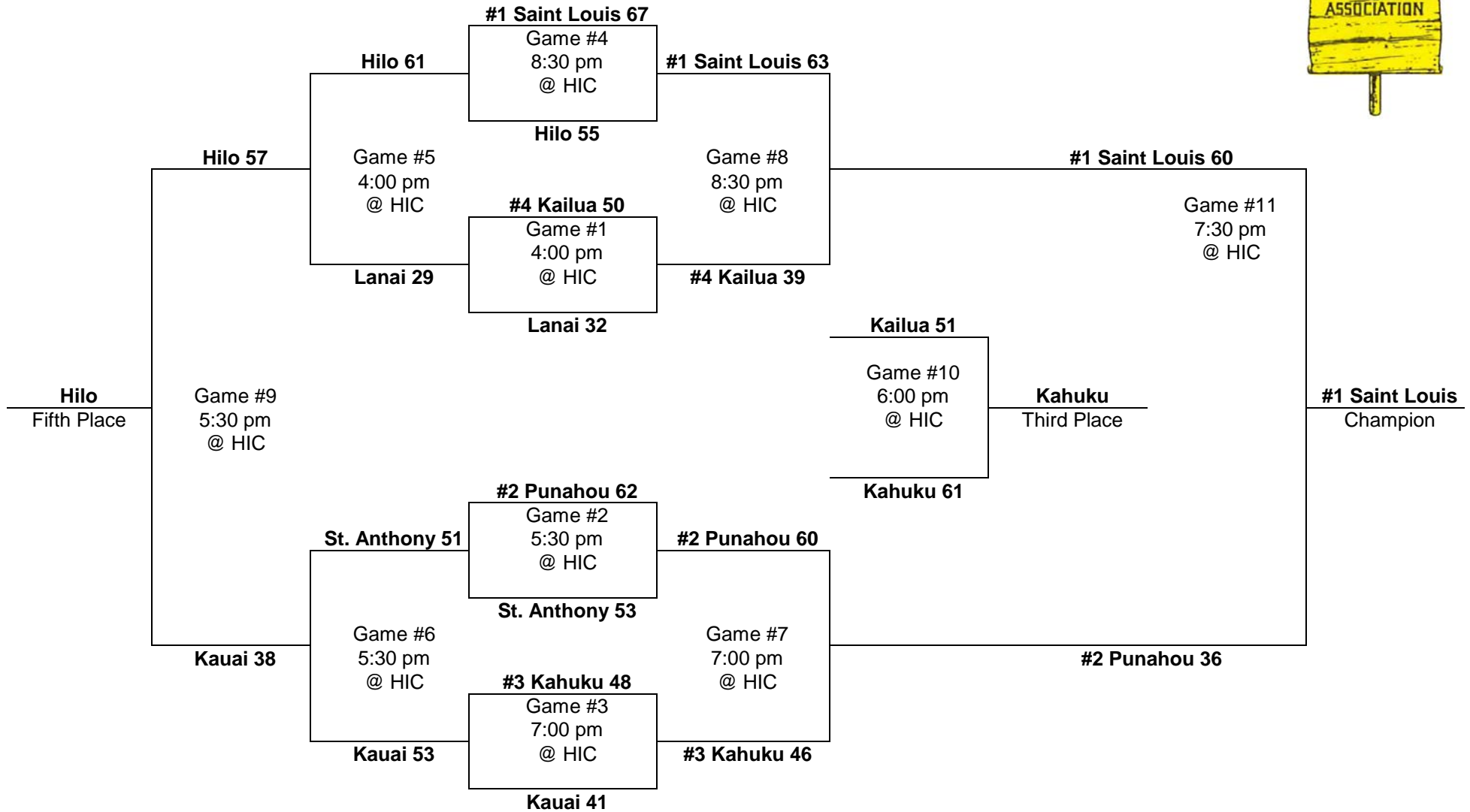
Saturday
March 9

Friday
March 8

Thursday
March 7

Friday
March 8

Saturday
March 9



PARTICIPATING TEAMS						Leading scorer:
ROIA (2) 1. Kahuku 2. Kailua	ILH (2) 1. Saint Louis 2. Punahou	BIIF (1) 1. Hilo	MIL (1) 1. St. Anthony	MLIL (1) 1. Lanai	KIF (1) 1. Kauai	Tim DeSilva, Hilo (24 FG, 12-15 FT, 60 pts, 20.0 ppg)

1967 – Boys Basketball - Division "A": 8-team tournament (War Memorial Center, Kahului, Maui)



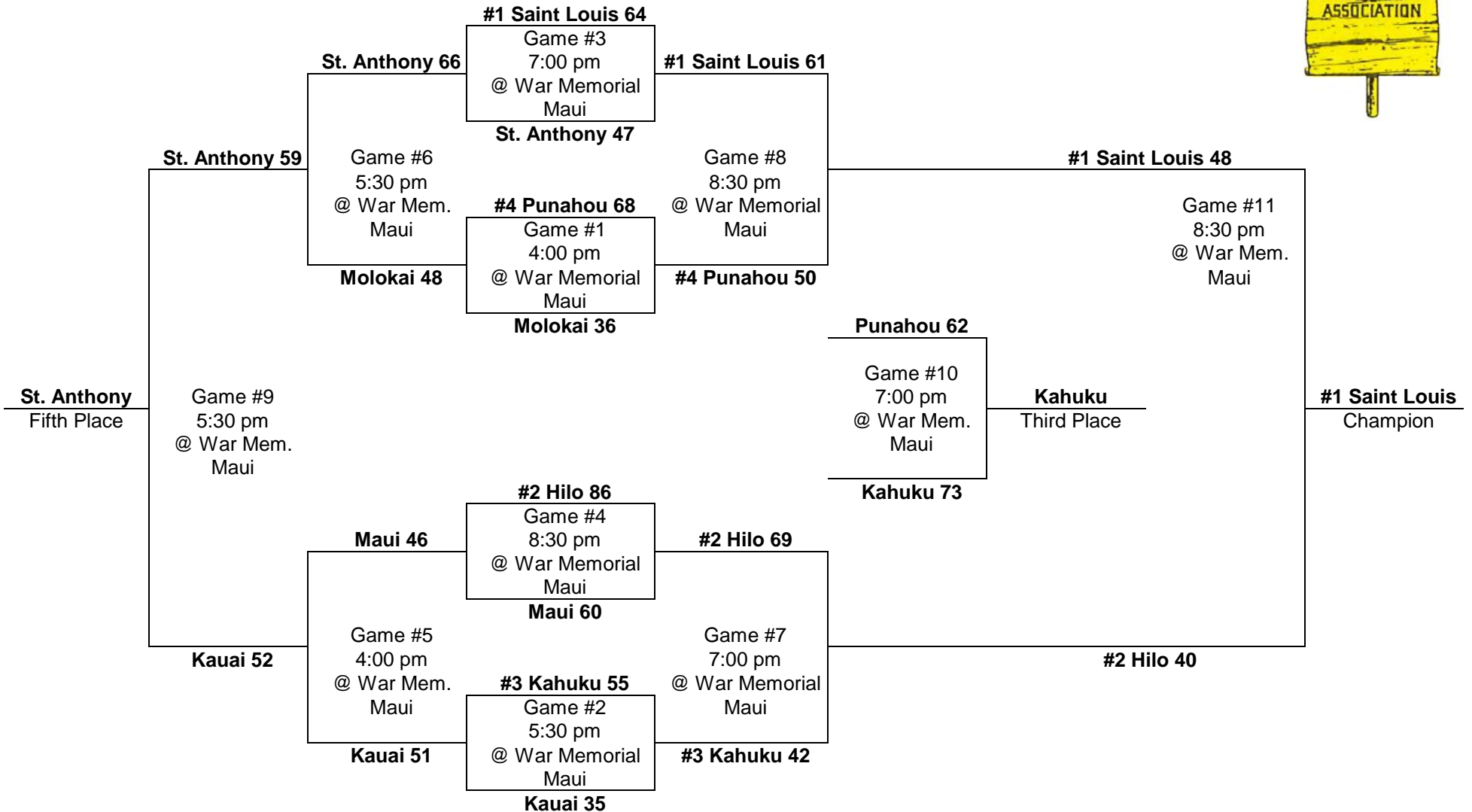
Saturday
March 4

Friday
March 3

Thursday
March 2

Friday
March 3

Saturday
March 4



PARTICIPATING TEAMS

ROIA (1) 1. Kahuku	ILH (2) 1. Saint Louis 2. Punahou	BIIF (1) 1. Hilo	MIL (2) 1. Maui 2. St. Anthony	MLIL (1) 1. Molokai	KIF (1) 1. Kauai
------------------------------	--	----------------------------	---	-------------------------------	----------------------------

Leading scorer: Darryl Perry, Kauai (52 pts, 17.3 ppg)

1966 – Boys Basketball - Division "A": 8-team tournament (Farrington Gym, Honolulu International Center)



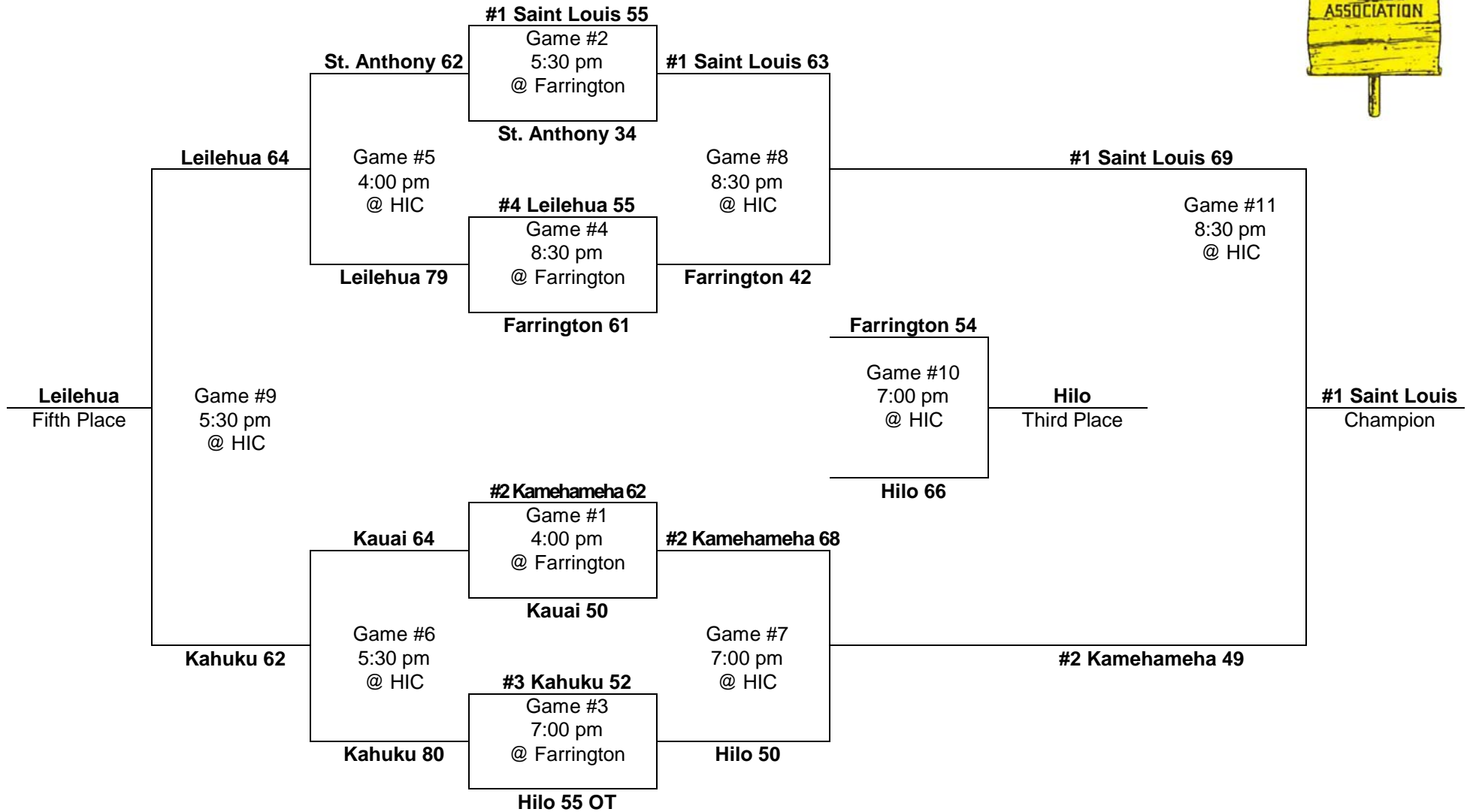
Saturday
March 5

Friday
March 4

Thursday
March 3

Friday
March 4

Saturday
March 5



PARTICIPATING TEAMS

ROIA (2) 1. Kahuku 2. Leilehua	ILH (3) 1. Saint Louis 2. Kamehameha 3. Farrington	BIIF (1) 1. Hilo	MIL (1) 1. St. Anthony	KIF (1) 1. Kauai
---	--	----------------------------	----------------------------------	----------------------------

Leading scorer:
Jim Nicholson, Saint Louis
(23 FG, 4-7 FT, 50 pts, 16.7 ppg)

Note: B Division tournament (second and final year)

1965 – Boys Basketball - Division "A": 8-team tournament (Hilo Civic Auditorium)



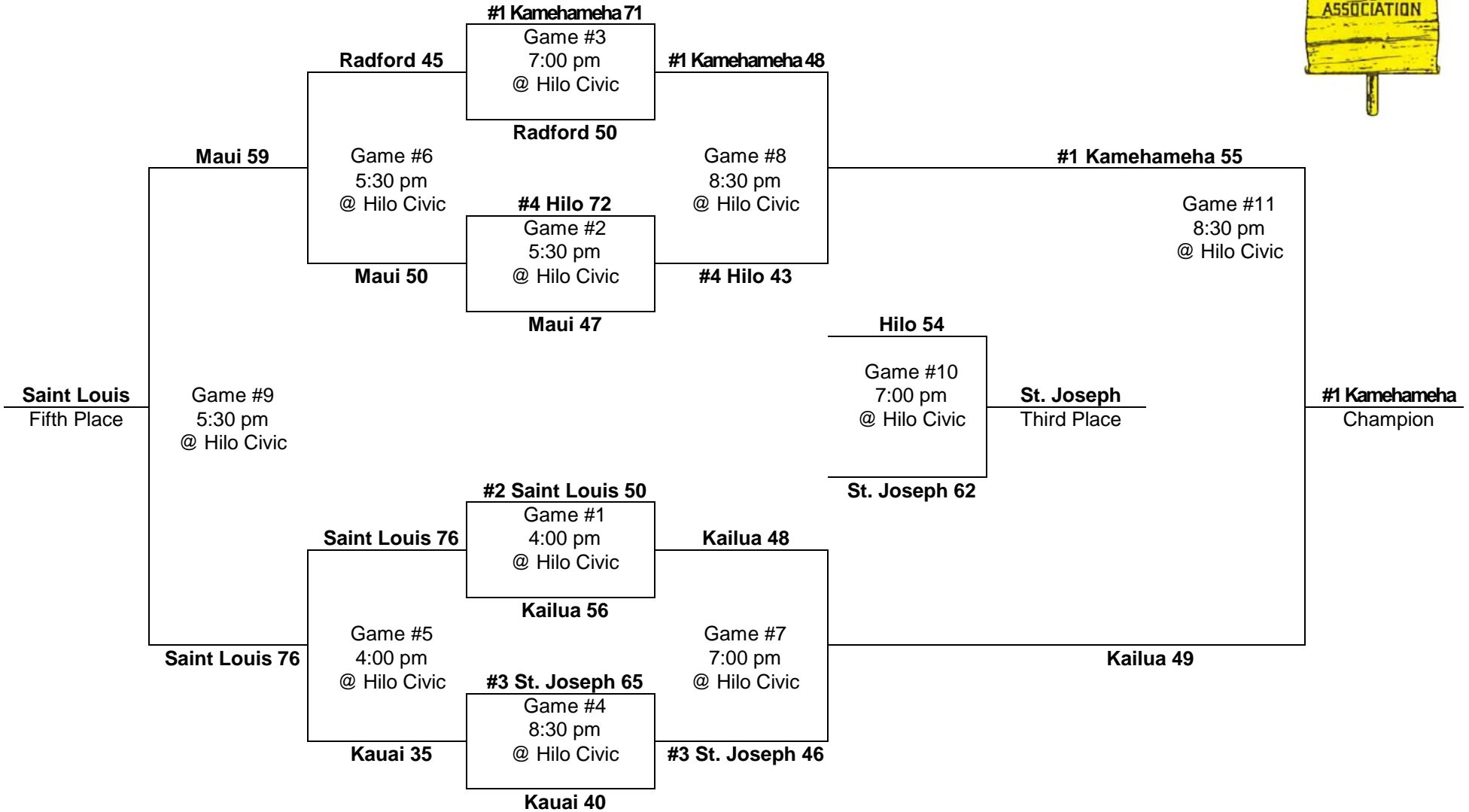
Saturday
March 6

Friday
March 5

Thursday
March 4

Friday
March 5

Saturday
March 6



PARTICIPATING TEAMS					Leading scorer: Ray Calvalho, St. Joseph (21 FG, 14-15 FT, 56 pts, 18.7 ppg) Note: Kailua first unseeded team to the finals. Note: B Division tournament begins (1965-66)
ROIA (2) 1. Kailua 2. Radford	ILH (2) 1. Kamehameha 2. Saint Louis	BIIF (2) 1. St. Joseph 2. Hilo	MIL (1) 1. Maui	KIF (1) 1. Kauai	

1964 – Boys Basketball - Division "A": 8-team tournament (War Memorial Center, Kahului, Maui)



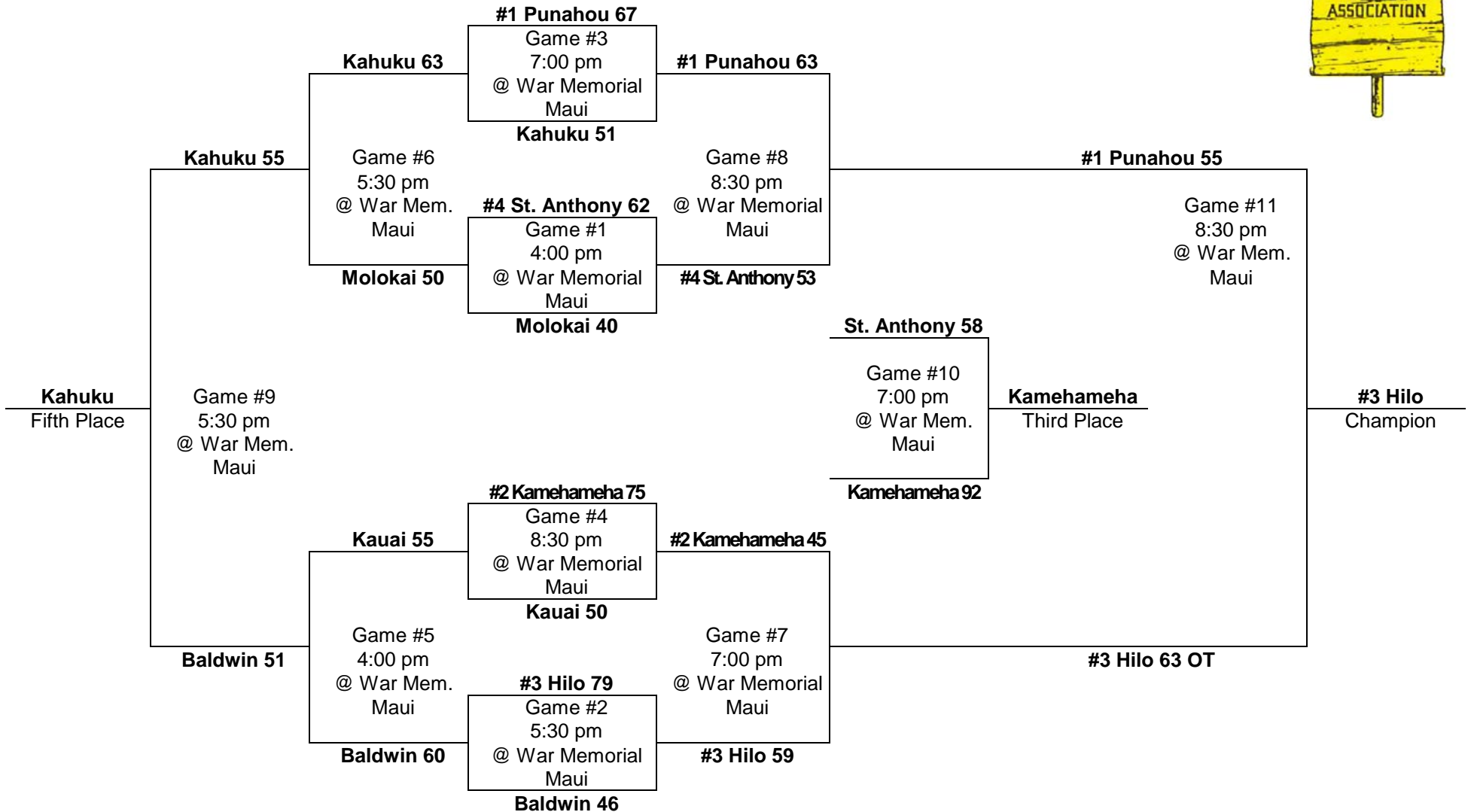
Saturday
March 7

Friday
March 6

Thursday
March 5

Friday
March 6

Saturday
March 7



PARTICIPATING TEAMS

ROIA (1) 1. Kahuku	ILH (2) 1. Punahou 2. Kamehameha	BIIF (1) 1. Hilo	MIL (2) 1. St. Anthony 2. Baldwin	MLIL (1) 1. Molokai	KIF (1) 1. Kauai
------------------------------	---	----------------------------	--	-------------------------------	----------------------------

Leading scorer:
Leroy Binyan, Hilo
(27 FG, 8-13 FT, 62 pts, 20.7 ppg)
Note: First #3 seed to win title.

1963 – Boys Basketball - Division "A": 8-team tournament (Otto Klum Gym, University of Hawaii at Manoa)



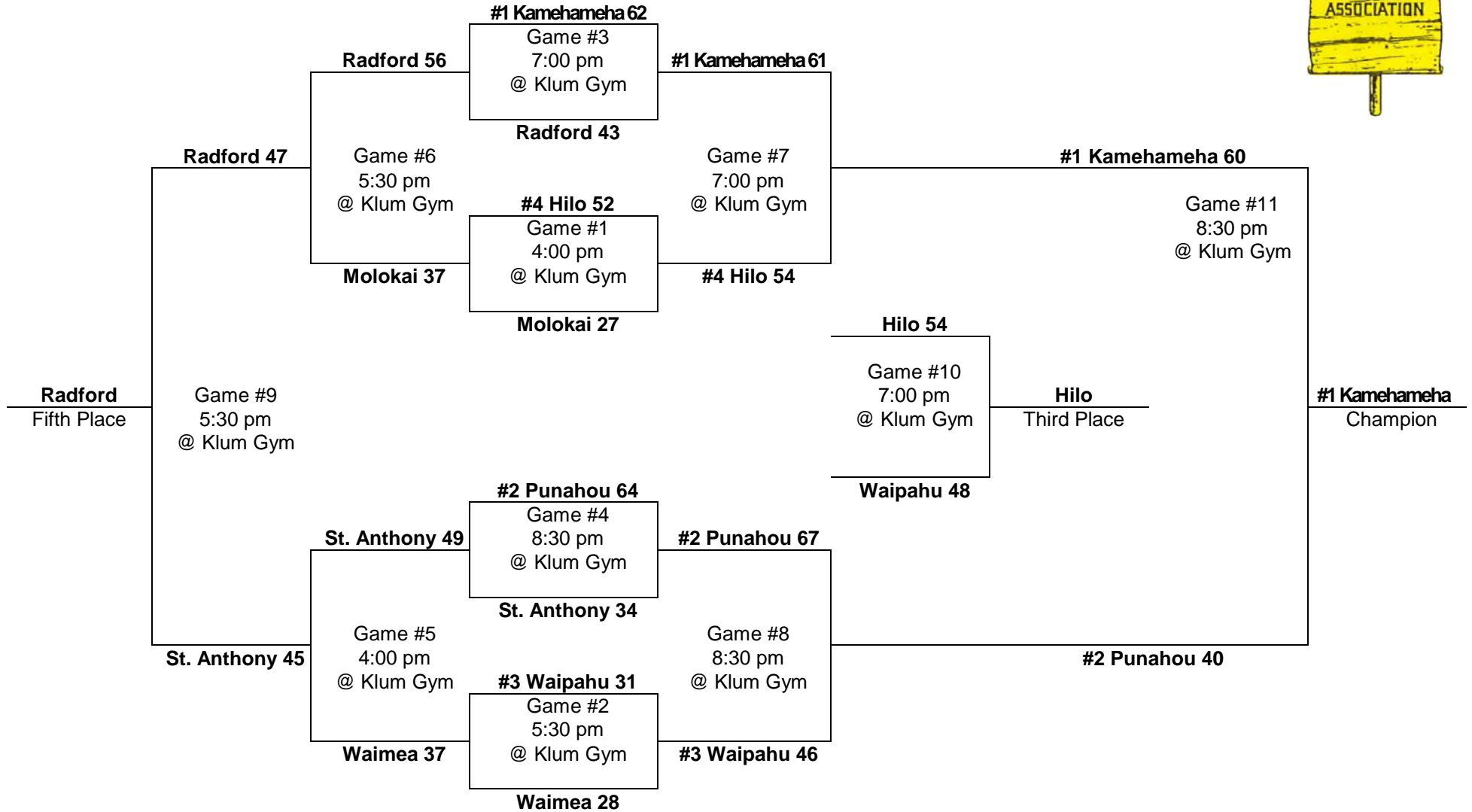
Saturday
March 2

Friday
March 1

Thursday
Feb. 28

Friday
March 1

Saturday
March 2



PARTICIPATING TEAMS

ROIA (2) 1. Waipahu 2. Radford	ILH (2) 1. Kamehameha 2. Punahou	BIIF (1) 1. Hilo	MIL (1) 1. St. Anthony	MLIL (1) 1. Molokai	KIF (1) 1. Waimea
---	---	----------------------------	----------------------------------	-------------------------------	-----------------------------

Leading scorer:
Raphae Tomas, Hilo
(21 FG, 8 FT, 50 pts, 16.7 ppg)

1962 – Boys Basketball - Division "A": 8-team tournament (Hilo Civic Auditorium)

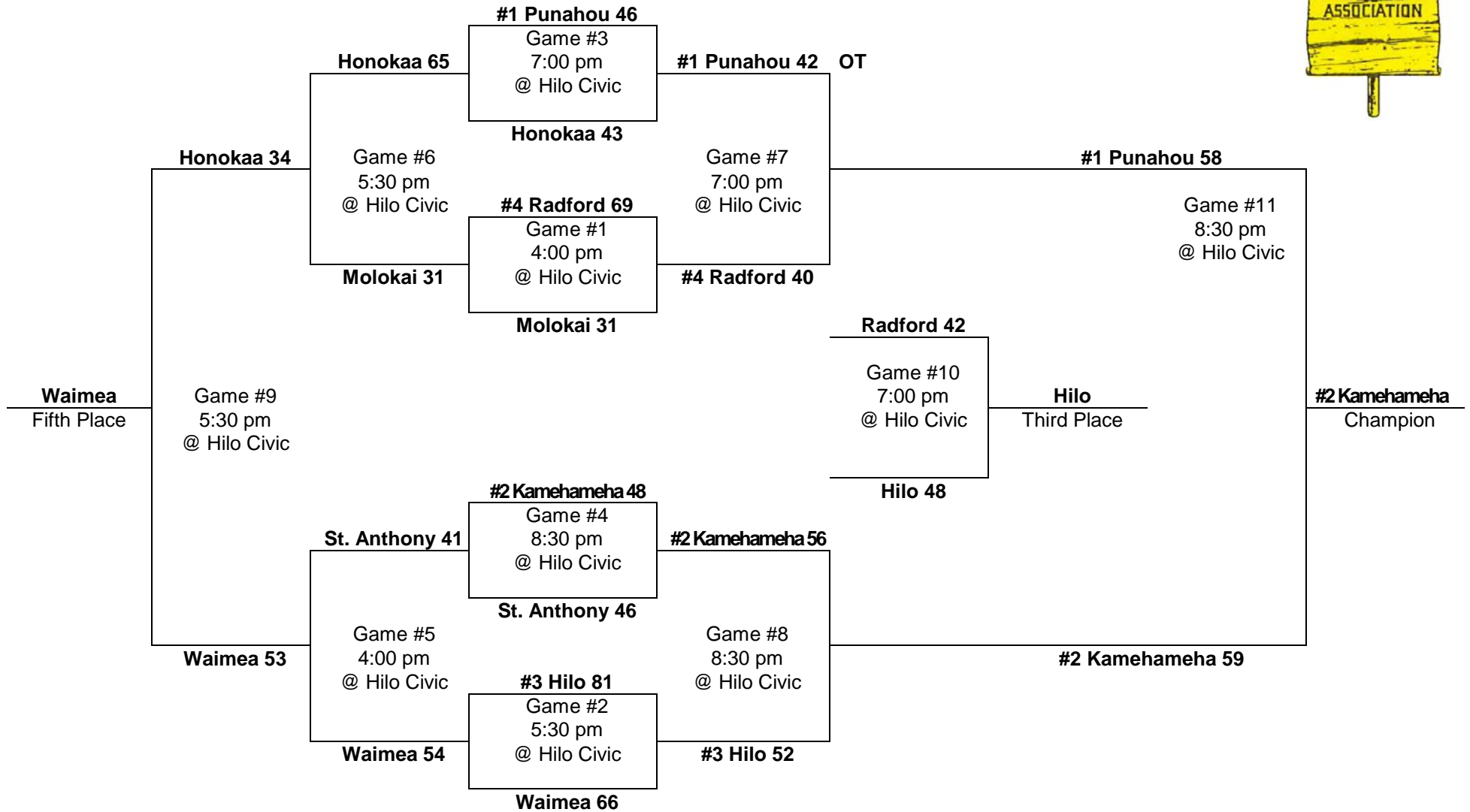
**Saturday
March 10**

**Friday
March 9**

**Thursday
March 8**

**Friday
March 9**

**Saturday
March 10**



PARTICIPATING TEAMS						Leading scorer:
ROIA (1) 1. Radford	ILH (2) 1. Punahou 2. Kamehameha	BIIF (2) 1. Hilo 2. Honokaa	MIL (1) 1. St. Anthony	MLIL (1) 1. Molokai	KIF (1) 1. Waimea	Dennis Maedo, Hilo (22 FG, 9 FT, 53 pts, 17.7 ppg)

1961 – Boys Basketball - Division "A": 8-team tournament (Otto Klum Gym, University of Hawaii at Manoa)



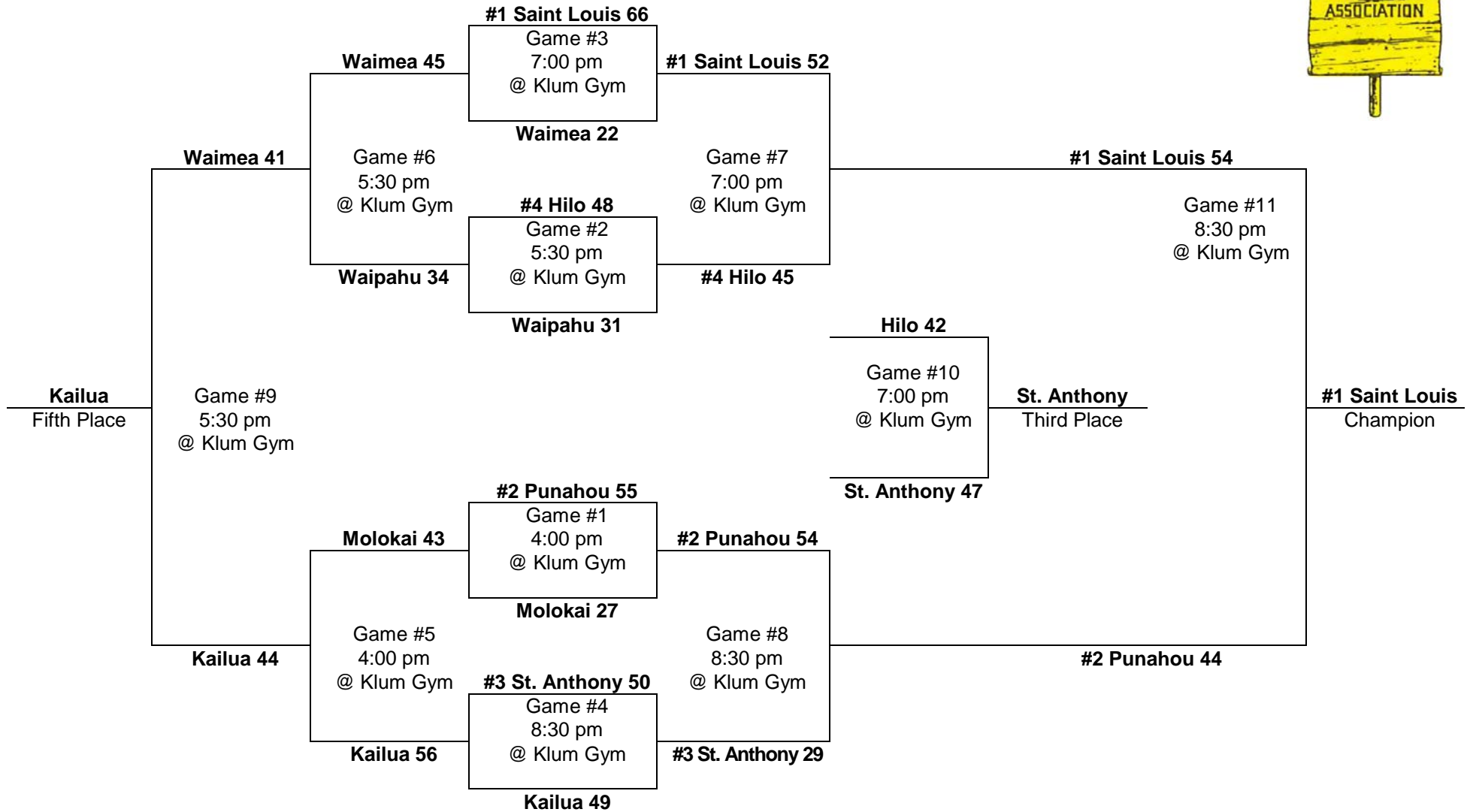
Saturday
March 11

Friday
March 10

Thursday
March 9

Friday
March 10

Saturday
March 11



PARTICIPATING TEAMS

ROIA (2) 1. Kailua 2. Waipahu	ILH (2) 1. Saint Louis 2. Punahou	BIIF (1) 1. Hilo	MIL (1) 1. St. Anthony	MLIL (1) 1. Molokai	KIF (1) 1. Waimea	Leading scorer: Mike Davis, St. Anthony (17 FG, 21-31 FT, 55 pts, 18.3 ppg)
--	--	----------------------------	----------------------------------	-------------------------------	-----------------------------	--

1960 – Boys Basketball - Division "A": 8-team tournament (Hilo Civic Auditorium)



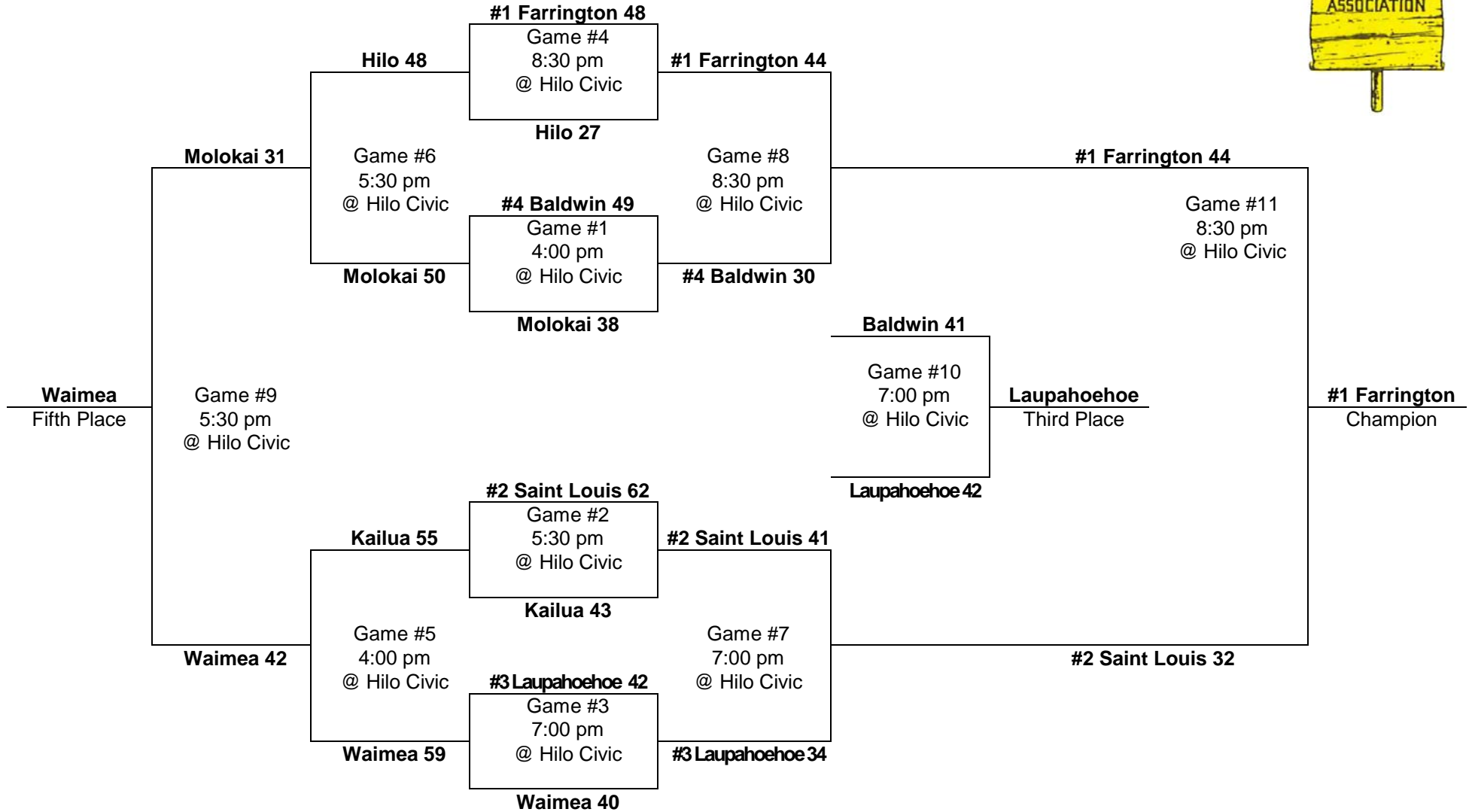
Saturday
March 5

Friday
March 4

Thursday
March 3

Friday
March 4

Saturday
March 5



PARTICIPATING TEAMS						Leading scorer:
ROIA (1) 1. Kailua	HIL (2) 1. Farrington 2. Saint Louis	BIIF (2) 1. Laupahoehoe 2. Hilo	MIL (1) 1. Baldwin	MLIL (1) 1. Molokai	KIF (1) 1. Waimea	Sol Malani, Laupahoehoe (21 FG, 16-21 FT, 68 pts, 22.7 ppg)

1959 – Boys Basketball - Division "A": 8-team tournament (Otto Klum Gym, University of Hawaii at Manoa)



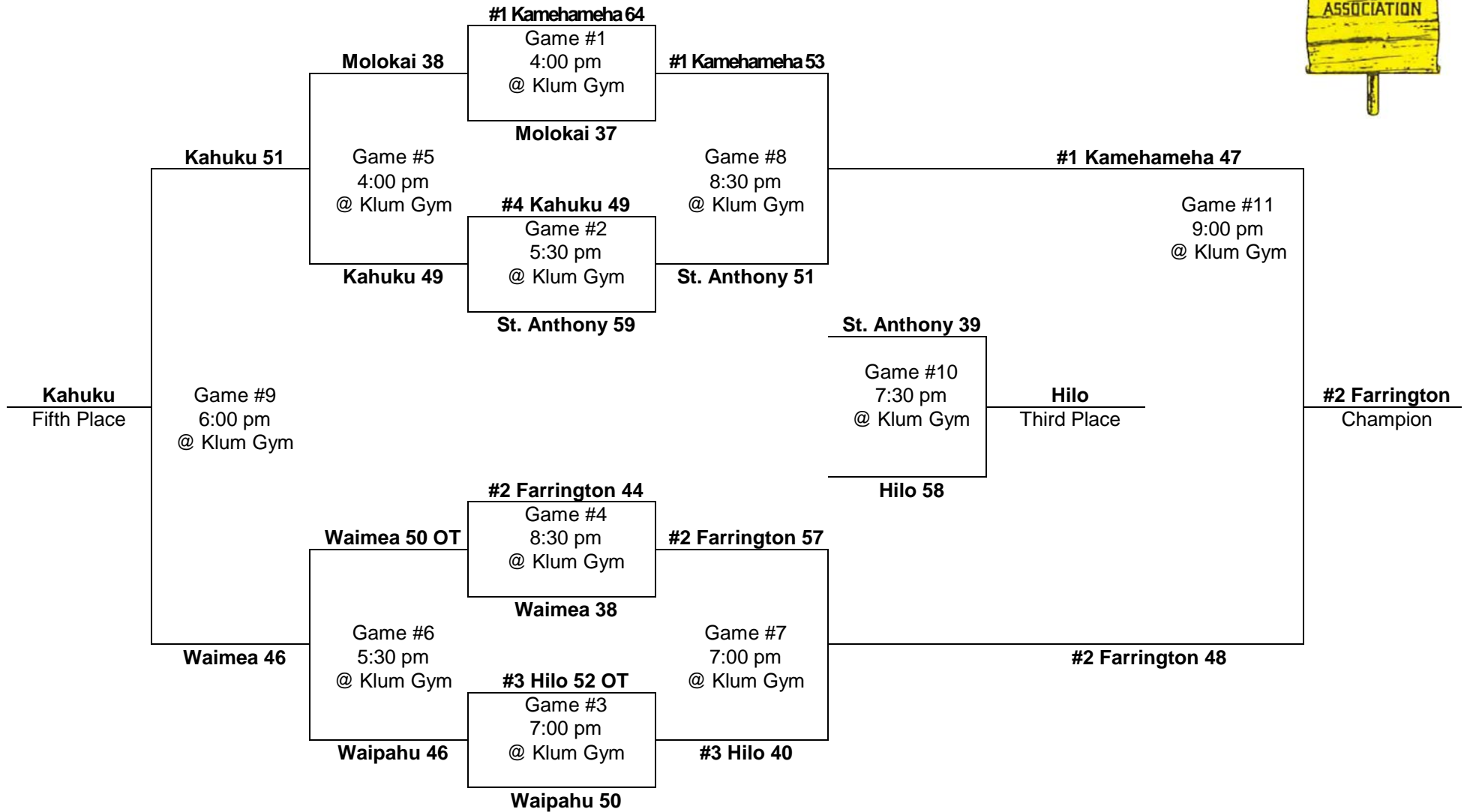
Saturday
Feb. 28

Friday
Feb. 27

Thursday
Feb. 26

Friday
Feb. 27

Saturday
Feb. 28



PARTICIPATING TEAMS						Leading scorer:
ROIA (2) 1. Waipahu 2. Kahuku	HIL (2) 1. Kamehameha 2. Farrington	BIIF (1) 1. Hilo	MIL (1) 1. St. Anthony	MLIL (1) 1. Molokai	KIF (1) 1. Waimea	Wayne Foster, Kamehameha (26 FG, 21 FT, 73 pts, 24.3 ppg)

1958 – Boys Basketball - Division "A": 8-team tournament (Hilo Armory; Hilo Civic Auditorium)

Saturday
Feb. 22

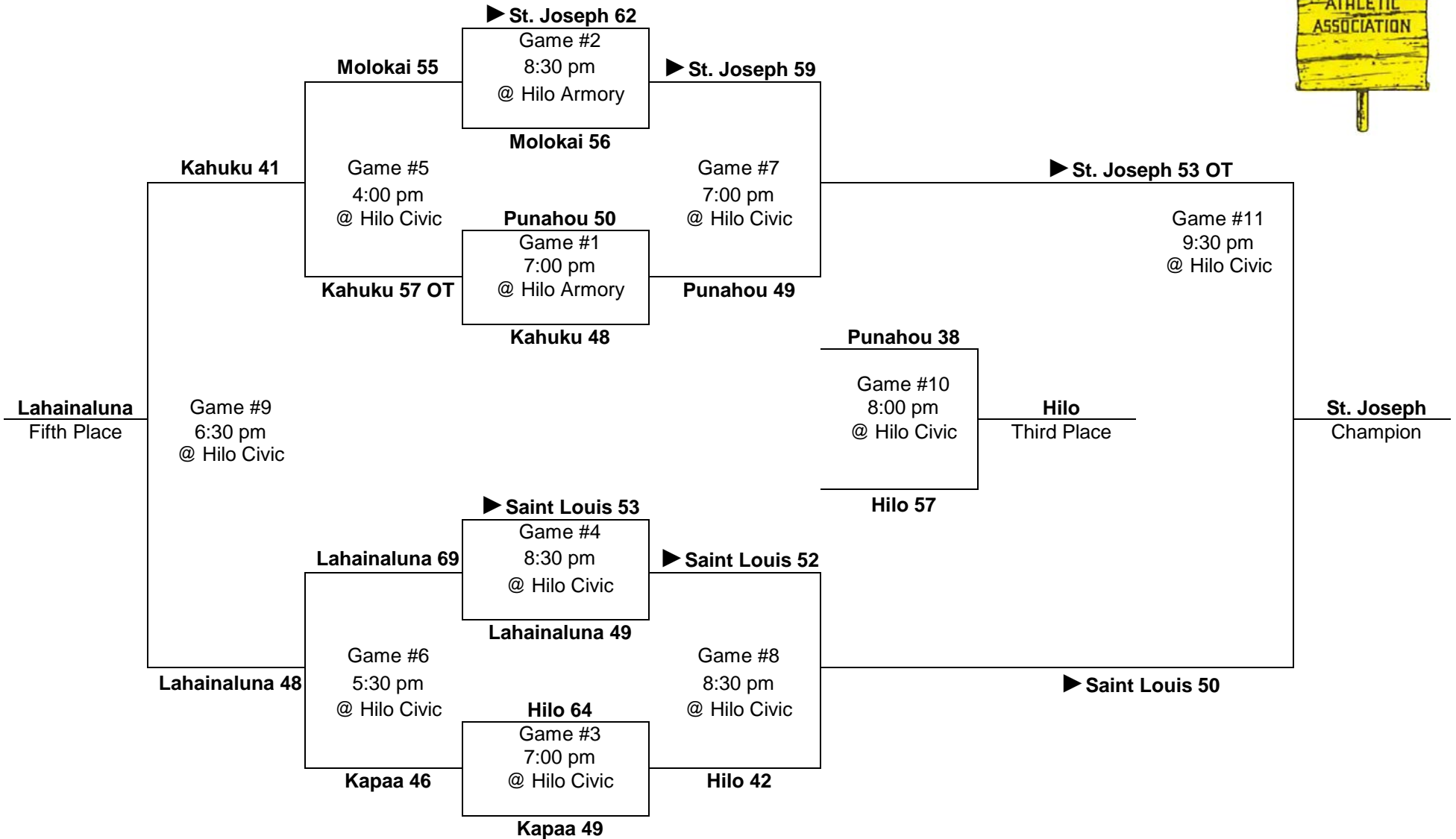
Friday
Feb. 21

Thursday
Feb. 20

Friday
Feb. 21

Saturday
Feb. 22

▶ **St. Joseph/Saint Louis - top seeds**



PARTICIPATING TEAMS

ROIA (1) 1. Kahuku	HIL (2) 1. Saint Louis 2. Punahou	BIIF (2) 1. St. Joseph 2. Hilo	MIL (1) 1. Lahainaluna	MLIL (1) 1. Molokai	KIF (1) 1. Kapaa
------------------------------	--	---	----------------------------------	-------------------------------	----------------------------

Leading scorer:
Ed Bento, Jr., St. Joseph
(25 FG, 27-40 FT, 77 pts, 25.7 ppg)

1957

– Boys Basketball - Division "A": 8-team tournament (Punahou Alumni gym; McCabe gym; Honolulu Civic Auditorium)



Saturday
March 2

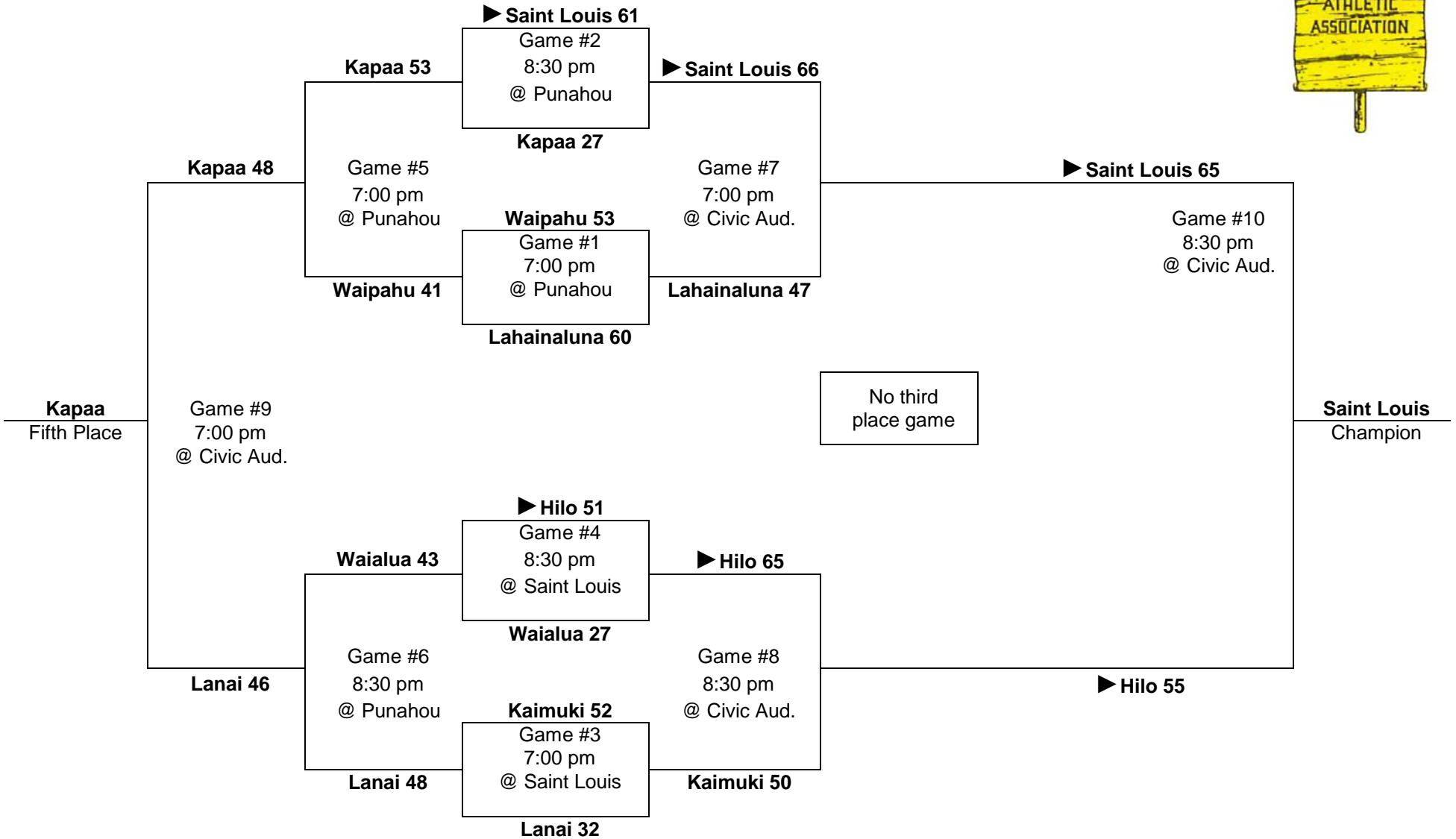
Friday
March 1

Thursday
Feb. 28

Friday
March 1

Saturday
March 2

▶ Saint Louis/Hilo - top seeds



PARTICIPATING TEAMS

ROIA (3) 1. Waipahu 2. Waialua	HIL (2) 1. Saint Louis 2. Kaimuki	BIIF (1) 1. Hilo	MIL (1) 1. Lahainaluna	MLIL (1) 1. Lanai	KIF (1) 1. Kapaa
---	--	----------------------------	----------------------------------	-----------------------------	----------------------------

Leading scorer: Albendio Sanchez, Lanai (21 FG, 7 FT, 49 pts, 16.3 ppg)
--

DIVISION I TEAMS	App.	Games	Won	Loss	Pct.	1st	2nd	3rd	4th	5th	6th	Con	Tournament Appearances (Year) (Bold denotes champion)
Academy of the Pacific	2	8	5	3	0.625				1	1			2011-12
Aiea	4	12	6	6	0.500		1					1	1993-95-97-98
Baldwin	37	101	39	62	0.386			6	4	3	5	3	1960-64-72-73-75-76-77-78-79-82-85-86-87-88-89-90-91-92-93-94-95-96-97-00-01-02-03-04-05-06-07-09-11-12-13-14-16
Campbell	9	28	12	16	0.429			1	2			1	1996-05-06-07-08-09-10-14-15
Castle	5	16	9	7	0.563			1	1	1		1	1970-81-90-99-02
Damien	1	3	1	2	0.333						1		1974
Farrington	15	40	23	17	0.575	2	2	1	2	2		2	1959-60-66-70-74-80-83-84-86-88-89-10-13-14-15
Hilo	41	114	53	61	0.465	3	4	7	9	4	3		1957-58-59-60-61-62-63-64-65-66-67-68-69-70-71-72-73-75-76-77-78-80-81-84-85-86-87-88-90-91-92-93-94-95-96-97-98-00-10-11-12
Honokaa	8	21	9	12	0.429			2			2	1	1962-88-89-00-01-06-07-08
Iolani	24	79	60	19	0.759	11	4	1	3	2	1		1975-83-89-90-94-96-97-98-99-00-01-02-03-04-05-06-07-08-09-10-11-14-15-16
Kahuku	27	86	48	38	0.558		3	4	3	5	4	3	1958-59-64-66-67-68-70-72-77-83-85-87-88-91-93-94-96-01-05-06-08-09-10-11-12-15-16
Kailua	11	32	19	13	0.594	2	3		1	2	1		1960-61-65-68-72-74-75-81-82-91-16
Kaimuki	17	49	25	24	0.510	2	1	4	1			1	1957-71-86-87-89-92-93-94-95-98-02-03-04-05-06-07-09
Kaiser	5	16	7	9	0.438				1	1	2		1979-82-96-97-16
Kalaheo	32	101	67	34	0.663	5	6	6	1	7	2		1976-78-84-85-86-87-88-89-90-91-92-93-94-95-96-97-98-99-00-01-02-03-04-05-06-07-08-09-13-14-15-16
Kalani	3	9	3	6	0.333				1		1		1975-78-99
Kamehameha-Hawaii	7	19	6	13	0.316		1		2		1		2006-07-08-11-12-13-15
Kamehameha-Kapalama	28	94	66	28	0.702	7	7	3	3	3	1		1959-62-63-64-65-66-69-71-73-76-85-86-88-89-90-91-92-94-02-03-04-05-06-08-09-10-11-12
Kamehameha-Maui	4	9	2	7	0.222							1	2005-07-08-10
Kapaa	21	51	11	40	0.216					1	3	1	1957-58-69-75-76-77-78-79-81-82-83-87-88-89-91-92-93-94-97-99-01
Kapolei	2	5	2	3	0.400							1	2012-13
Kauai	10	23	4	19	0.174						2	1	1964-65-66-67-68-90-95-96-00-05
Keaau	2	4	0	4	0.000								2003-09
Kealakehe	2	5	1	4	0.200						1		2002-04
King Kekaulike	2	6	2	4	0.333						1		2012-13
Kohala	6	15	3	12	0.200				2				1979-83-84-91-92-99
Konawaena	9	22	7	15	0.318			1	1	1			1994-96-05-07-08-13-14-15-16
Lahainaluna	21	47	9	38	0.191			1		2		1	1957-58-71-74-80-81-86-87-89-94-99-00-02-06-08-09-10-11-14-15-16
Lanai	5	11	1	10	0.091						1		1957-68-69-70-84
Laupahoehoe	1	3	2	1	0.667			1					1960
Leilehua	13	40	21	19	0.525	1	1			3	2	1	1966-73-75-76-83-88-93-01-03-12-14-15-16
Maryknoll	11	35	25	10	0.714	1	6	3				1	1976-81-82-84-85-86-87-88-91-13-14
Maui	12	31	11	20	0.355		2	1	1	1	1		1965-67-83-84-85-90-98-99-01-03-04-15
McKinley	3	9	4	5	0.444							1	1989-04-16
Mililani	14	42	18	24	0.429				2	1		3	1984-85-91-98-00-01-02-03-04-08-10-11-13-14
Moanalua	19	62	32	30	0.516	2	1		1	2	5	1	1979-81-86-87-90-92-94-95-96-97-98-07-08-10-11-12-13-14-15
Molokai	13	30	5	25	0.167				1	1			1958-59-60-61-62-63-64-67-83-88-91-92-95
Nanakuli	1	2	0	2	0.000								1977
Pearl City	7	21	8	13	0.381				2		1	1	1976-83-84-86-92-12-13

DIVISION I TEAMS	App.	Games	Won	Loss	Pct.	1st	2nd	3rd	4th	5th	6th	Con	Tournament Appearances (Year) (Bold denotes champion)
Punahou	41	137	97	40	0.708	10	10	6	4	4	3	2	1958-61-62-63-64-67-68-69-70-71-72-73-74-75-77-78-79-80-81-84-85-87-90-92-93-95-97-99-00-01-02-04-05-07-08-09-10-12-13-15-16
Radford	20	56	31	25	0.554	4	1	2	3	2	1		1962-63-65-69-71-72-73-74-77-78-82-85-87-88-89-90-00-07-09-11
Roosevelt	7	25	13	12	0.520			1		1	4		1973-90-91-92-95-00-11
Saint Louis	23	78	57	21	0.731	6	6	4	1	2	1	1	1957-58-60-61-65-66-67-68-72-77-83-86-89-93-95-96-98-99-00-01-03-06-07
Seabury Hall	3	10	4	6	0.400						2		1996-97-98
St. Anthony	11	29	10	19	0.345			1	2	2	2		1959-61-62-63-64-66-67-68-69-70-93
St. Joseph	6	17	9	8	0.529	1		1		1	1		1958-65-69-74-86-89
University	8	25	19	6	0.760	3	1	1	1	1		1	1978-79-80-82-83-84-87-88
Waiakea	19	51	16	35	0.314			1	1	1	1	1	1982-83-85-87-90-93-95-97-98-99-01-02-03-04-05-09-10-14-16
Waialua	1	2	0	2	0.000								1957
Waianae	2	5	2	3	0.400							1	1980-99
Waimea	19	46	11	35	0.239					2	3	1	1959-60-61-62-63-70-71-72-73-74-80-84-85-86-98-02-03-04-06
Waipahu	11	28	10	18	0.357			1	1	2		1	1957-59-61-63-71-79-80-84-85-94-97

Notes:

Lahainaluna and Kaimuki tied for 3rd in 1957

Waipahu and Hilo tied for 5th in 1971

Moanalua vacated 4th place in 2008

Academy of the Pacific

App	Game	Date	Seed	Round		Opponent (seed)	PF	PA	Pt Diff	OT	Finish	1st Rd		Qtrs		Semi		Final		Consol		5th PI Cons		3rd PI Cons		
				W	L							W	L	W	L	W	L	W	L	W	L	W	L	W	L	
1	1	2/16/2011		1	1	Roosevelt	53	46	7			1														
	2	2/17/2011		qtr	1	Moanalua (2)	51	50	1	1				1												
	3	2/18/2011		semi		1	KS Kapalama	54	68	-14						1										
	4	2/19/2011		3rd		1	Kahuku	53	69	-16														1		
2	5	2/22/2012		1	1		Pearl City	46	26	20			1													
	6	2/23/2012		qtr		1	KS Hawaii (3)	37	39	-2	1				1											
	7	2/24/2012		5 semi	1		King Kekaulike	60	45	15												1				
	8	2/25/2012		5th	1		Leilehua	56	45	11												1				
										0																
		TOTAL			5	3		410	388	22			2	0	1	1	0	1	0	0	0	0	2	0	0	1

Baldwin

App	Game	Date	Seed	Round	W	L	Opponent	PF	PA	Pt Diff	OT	Finish	1st Rd		Qtrs		Semi		Final		Consol		5th PI Cons		3rd PI Cons	
													W	L	W	L	W	L	W	L	W	L	W	L	W	L
	81	2/23/2006		5 semi		1	Kalaheo	37	49	-12		-											1			
31	82	2/20/2007		1		1	Iolani	45	70	-25			1													
	83	2/22/2007		cons		1	Campbell	53	67	-14		-									1					
32	84	3/5/2009	4	qtr		1	Kaimuki	51	64	-13					1											
	85	3/6/2009		5 semi		1	Kalaheo	58	62	-4		-									1					
33	86	2/16/2011		1		1	KS Kapalama	38	86	-48			1													
	87	2/17/2011		cons		1	Roosevelt	36	39	-3		-									1					
34	88	2/23/2012	4	qtr	1		Leilehua	41	39	2				1												
	89	2/24/2012		semi		1	Punahou (1)	41	59	-18						1									1	
	90	2/25/2012		3rd	1		KS Hawaii	53	49	4		3														
35	91	2/20/2013		1	1		Kapolei	57	43	14			1													
	92	2/21/2013		qtr		1	Maryknoll (1)	54	64	-10					1											
	93	2/22/2013		5 semi	1		Pearl City	58	49	9												1				
	94	2/23/2013		5th	1		King Kekaulike	50	35	15		5										1				
36	95	2/20/2014	3	qtr		1	Maryknoll	61	66	-5					1											
	96	2/21/2014		5 semi	1		Mililani	63	54	9												1				
	97	2/22/2014		5th		1	Konawaena	51	52	-1		6											1			
37	98	2/17/2016		1	1		McKinley	43	40	3			1													
	99	2/18/2016		qtr		1	Iolani (1)	27	43	-16					1											
	100	2/19/2016		5 semi	1		Waiakea	59	52	7												1				
	101	2/20/2016		5th		1	Kalaheo	50	59	-9	2	6											1			
										0																
		TOTAL			39	62		5049	5484	-435			4	10	10	17	0	10	0	0	8	8	11	13	6	4

Campbell

App	Game	Date	Seed	Round	W	L	Opponent	PF	PA	Pt Diff	OT	Finish	1st Rd		Qtrs		Semi		Final		Consol		5th PI Cons		3rd PI Cons		
													W	L	W	L	W	L	W	L	W	L	W	L	W	L	W
1	1	2/28/1996		1		1	Kahuku	66	67	-1			1														
	2	3/1/1996		cons	1		Seabury Hall	64	34	30											1						
	3	3/2/1996		cons	1		Konawaena	65	55	10		cons									1						
2	4	2/23/2005		1	1		KS Maui	63	42	21			1														
	5	2/24/2005		qtr	1		Konawaena (4)	69	62	7	1			1													
	6	2/25/2005		semi		1	Iolani (1)	46	65	-19						1											
	7	2/26/2005		3rd		1	Baldwin	62	65	-3		4														1	
3	8	2/21/2006		1	1		St. Louis	64	63	1			1														
	9	2/22/2006		qtr		1	Kaimuki (2)	50	68	-18					1												
	10	2/23/2006		5 semi		1	KS Hawaii	54	59	-5		-											1				
4	11	2/20/2007		1		1	St. Louis	30	50	-20			1														
	12	2/22/2007		cons	1		Baldwin	67	53	14											1						
	13	2/23/2007		cons		1	Honokaa	43	47	-4		-										1					
5	14	2/20/2008		1		1	Moanalua	43	65	-22			1														
	15	2/21/2008		cons	1		Kalaheo	75	74	1											1						
	16	2/22/2008		cons		1	Kahuku	62	65	-3		-										1					
6	17	3/4/2009		1		1	Punahou	32	51	-19			1														
	18	3/5/2009		cons		1	Lahainaluna	45	53	-8		-										1					
7	19	3/3/2010		1		1	KS Kapalama	53	67	-14			1														
	20	3/4/2010		cons		1	KS Maui	54	63	-9		-										1					
8	21	2/19/2014		1	1		Leilehua	46	35	11			1														
	22	2/20/2014		qtr	1		Konawaena (4)	58	53	5				1													
	23	2/21/2014		semi		1	Iolani (1)	33	56	-23						1											
	24	2/22/2014		3rd		1	Maryknoll	63	73	-10		4														1	
9	25	2/25/2015		1	1		KS Hawaii	42	34	8			1														
	26	2/26/2015		qtr	1		Farrington (2)	51	45	6				1													
	27	2/27/2015		semi		1	Iolani	27	29	-2						1											
	28	2/28/2015		3rd	1		Kahuku	63	59	4	2	3														1	
										0																	
										0																	
		TOTAL			12	16		1490	1552	-62			4	5	3	1	0	3	0	0	4	4	0	1	1	2	

Damien

													1st Rd		Qtrs		Semi		Final		Consol		5th PI Cons		3rd PI Cons	
App	Game	Date	Seed	Round	W	L	Opponent	PF	PA	Pt Diff	OT	Finish	W	L	W	L	W	L	W	L	W	L	W	L		
1	1	3/7/1974		qtr		1	Kailua (4)	53	54	-1																
	2	3/8/1974		5 semi	1		Lahainaluna	63	44	19											1					
	3	3/9/1974		5th		1	St. Joseph	42	62	-20		6										1				
										0																
										0																
										0																
										0																
										0																
										0																
										0																
										0																
		TOTAL			1	2		158	160	-2			0	0	0	1	0	0	0	0	0	0	1	1	0	0

Farrington

App	Game	Date	Seed	Round	W	L	Opponent	PF	PA	Pt Diff	OT	Finish	1st Rd		Qtrs		Semi		Final		Consol		5th PI Cons		3rd PI Cons	
													W	L	W	L	W	L	W	L	W	L	W	L	W	L
1	1	2/26/1959	2	qtr	1		Waimea	44	38	6					1											
	2	2/27/1959		semi	1		Hilo (3)	57	40	17						1										
	3	2/28/1959		final	1		Kamehameha (1)	48	37	11		1					1									
2	4	3/3/1960	1	qtr	1		Hilo	48	27	21					1											
	5	3/4/1990		semi	1		Baldwin (4)	44	30	14						1										
	6	3/5/1960		final	1		St. Louis (2)	44	32	12		1					1									
3	7	3/3/1966		qtr	1		Leilehua (4)	61	55	6					1											
	8	3/4/1966		semi		1	St. Louis (1)	42	63	-21							1									
	9	3/5/1966		3rd		1	Hilo	54	66	-12		4														1
4	10	3/5/1970	1	qtr	1		Lanai	41	30	11					1											
	11	3/6/1970		semi	1		Castle (4)	45	34	11						1										
	12	3/7/1970		final		1	Punahou (2)	44	56	-12		2						1								
5	13	3/7/1974	2	qtr	1		Lahainaluna	64	50	14					1											
	14	3/8/1974		semi		1	Kailua (2)	46	56	-10							1									
	15	3/9/1974		3rd		1	Radford	39	45	-6		4														1
6	16	3/6/1980	4	qtr		1	Hilo	46	59	-13						1										
	17	3/7/1980		5 semi	1		Lahainaluna	64	51	13														1		
	18	3/8/1980		5th	1		Waimea	57	43	14		5											1			
7	19	3/10/1983	1	qtr	1		St. Louis	50	48	2					1											
	20	3/11/1983		semi		1	Iolani	69	76	-7							1									
	21	3/12/1983		3rd	1		University	58	56	2		3														1
8	22	3/3/1984		playin		1	Punahou	72	74	-2		-		1												
9	23	3/12/1986		1		1	St. Louis	48	55	-7				1												
	23	3/14/1986		cons	1		Kaimuki	55	52	3											1					
	24	3/15/1986		cons	1		St. Joseph	88	58	30		cons									1					
10	25	3/9/1988		1		1	Hilo	67	58	9				1												
	26	3/10/1988		qtr		1	University (1)	68	88	-20						1										
	27	3/11/1988		5 semi	1		Kalaheo	63	58	5														1		
	28	3/12/1988		5th	1		Honokaa	65	63	2		5											1			
11	30	3/4/1989		playin		1	Saint Louis	51	58	-7		-		1												
12	31	3/3/2010		1		1	Mililani	51	63	-12				1												
	32	3/4/2010		cons		1	Waiakea	36	43	-7		-									1					
13	33	2/20/2013		1		1	Punahou	50	63	-13				1												
	34	2/21/2013		cons	1		KS-Hawaii	57	56	1											1					
	23	2/22/2013		cons	1		Moanalua	75	64	11		cons									1					
14	23	2/20/2014	2	qtr	1		Mililani	46	44	2					1											
	23	2/21/2014		semi	1		Maryknoll	63	57	6						1										
	24	2/22/2014		final		1	Iolani (1)	40	43	-3		2						1								
15	25	2/26/2015	2	qtr		1	Campbell	45	51	-6						1										
	26	2/27/2015		5 semi		1	Lahainaluna	54	63	-9		-												1		
												0														
		TOTAL			23	17		2159	2103	56			1	5	7	3	4	3	2	2	4	1	4	1	1	2

Hilo

App	Game	Date	Seed	Round	W	L	Opponent	PF	PA	Pt Diff	OT	Finish	1st Rd		Qtrs		Semi		Final		Consol		5th PI Cons		3rd PI Cons	
													W	L	W	L	W	L	W	L	W	L	W	L	W	L
	41	3/7/1970		3rd	1		Castle	59	46	13		3													1	
15	42	3/4/1971		qtr		1	Kaimuki (4)	48	52	-4						1										
	43	3/5/1971		5 semi	1		Waimea	37	33	4		T5											1			
16	44	3/2/1972		qtr		1	Punahou (2)	47	64	-17						1										
	45	3/3/1972		5 semi	1		Waimea	55	41	14													1			
	46	3/4/1972		5th		1	Kahuku	45	46	-1		6												1		
17	47	3/8/1973	3	qtr	1		Kamehameha	59	53	6				1												
	48	3/9/1973		semi	1		Radford (1)	51	49	2						1										
	49	3/10/1973		final		1	Leilehua	52	56	-4		2							1							
18	50	3/6/1975		qtr	1		Leilehua (4)	64	57	7				1												
	51	3/7/1975		semi		1	Punahou (2)	40	69	-29							1									
	52	3/8/1975		3rd	1		Kalani	58	47	11		3												1		
19	53	3/11/1976	4	qtr		1	Pearl City	39	41	-2	1				1											
	54	3/12/1976		5 semi	1		Baldwin	45	28	17													1			
	55	3/13/1976		5th		1	Leilehua	69	71	-2		6											1			
20	56	3/10/1977		qtr	1		Kahuku (3)	61	47	14				1												
	57	3/11/1977		semi		1	Punahou (2)	45	63	-18							1									
	58	3/12/1977		3rd		1	St. Louis	57	62	-5		4													1	
21	59	3/9/1978		qtr		1	University (4)	49	61	-12					1											
	60	3/10/1978		5 semi		1	Kapaa	34	36	-2	1	-											1			
22	61	3/6/1980		qtr	1		Farrington (4)	59	46	13				1												
	62	3/7/1980		semi		1	University (1)	63	79	-16							1									
	63	3/5/1980		3rd		1	Waipahu	55	56	-1	2	4													1	
23	64	3/12/1981	3	qtr		1	Castle	49	50	-1					1											
	65	3/13/1981		5 semi		1	Kailua	43	45	-2		-											1			
24	66	3/7/1984		1		1	Punahou	35	70	-35				1												
	67	3/8/1984		cons		1	University	57	105	-48		-									1					
25	68	3/7/1985	4	qtr		1	Kamehameha	51	60	-9					1											
	69	3/8/1985		5 semi		1	Punahou	64	71	-7		-											1			
26	70	3/13/1986	3	qtr		1	St. Louis	52	57	-5					1											
	71	3/14/1986		5 semi		1	Baldwin	46	60	-14		-											1			
27	72	3/11/1987		1		1	Kapaa	80	62	18				1												
	73	3/12/1987		qtr	1		Moanalua (1)	91	87	4					1											
	74	3/13/1987		semi		1	University	51	56	-5							1									
	75	3/14/1987		3rd		1	Maryknoll	55	87	-32		4													1	
28	76	3/9/1988		1		1	Farrington	58	67	-9				1												
	77	3/10/1988		cons	1		Kapaa	66	59	7											1					
	78	3/12/1988		cons		1	Kahuku	71	73	-2		-									1					
29	79	3/8/1990	3	qtr		1	Iolani	52	59	-7					1											
	80	3/9/1990		5 semi	1		Moanalua	63	39	24													1			

Hilo

App	Game	Date	Seed	Round	W	L	Opponent	PF	PA	Pt Diff	OT	Finish	1st Rd		Qtrs		Semi		Final		Consol		5th PI Cons		3rd PI Cons	
													W	L	W	L	W	L	W	L	W	L	W	L	W	L
	81	3/10/1990		5th	1		Roosevelt	64	55	9		5											1			
30	82	3/7/1991	2	qtr	1		Kahuku	73	72	1					1											
	83	3/8/1991		semi	1		Kamehameha (3)	49	46	3						1										
	84	3/9/1991		final	1		Kalaheo (1)	59	44	15		1														
31	85	3/5/1992	3	qtr	1		Punahou	63	62	1				1												
	86	3/6/1992		semi	1		Kalaheo (2)	52	51	1	2					1										
	87	3/7/1992		final		1	Kamehameha (1)	73	76	-3	3	2								1						
32	88	3/4/1993	2	qtr	1		Kalaheo	63	60	3				1												
	89	3/5/1993		semi		1	Kaimuki (3)	53	56	-3							1									
	90	3/6/1993		3rd		1	Punahou	66	70	-4		4														1
33	91	3/10/1994	4	qtr		1	Kamehameha	71	78	-7						1										
	92	3/11/1994		5 semi		1	Kahuku	64	75	-11		-											1			
34	93	3/2/1995	4	qtr	1		Punahou	76	66	10					1											
	94	3/3/1995		semi		1	Kalaheo (1)	68	87	-19							1									
	95	3/4/1995		3rd		1	Waiakea	63	69	-6	1	4														1
35	96	2/29/1996	2	qtr		1	Moanalua	51	59	-8						1										
	97	3/1/1996		5 semi	1		Kahuku	101	87	14	1												1			
	98	3/2/1996		5th	1		Kaiser	59	58	1		5											1			
36	99	2/20/1997	4	qtr	1		Seabury Hall	56	49	7					1											
	100	2/21/1997		semi		1	Iolani (1)	48	64	-16							1									
	101	2/22/1997		3rd		1	Kalaheo	60	70	-10		4														1
37	102	2/18/1998		1		1	Moanalua	43	74	-31				1												
	103	2/19/1998		cons	1		Waimea	86	65	21											1					
	104	2/21/1998		cons		1	Mililani	65	72	-7		-										1				
38	105	2/23/2000	1	qtr	1		Iolani	61	41	20					1											
	106	2/24/2000		semi	1		Baldwin (4)	58	46	12							1									
	107	2/25/2000		final	1		St. Louis (2)	68	55	13		1							1							
39	108	3/4/2010	3	qtr		1	Punahou	46	76	-30						1										
	109	3/5/2010		5 semi		1	Moanalua	60	64	-4		-												1		
40	110	2/16/2011		1		1	Kahuku	56	82	-26				1												
	111	2/17/2011		cons		1	Mililani	55	63	-8		-										1				
41	112	2/22/2012		1		1	Moanalua	50	45	5				1												
	113	2/23/2012		qtr		1	Punahou (1)	53	78	-25					1											
	114	2/24/2012		5 semi		1	Leilehua	55	60	-5		-												1		
										0																
										0																
										0																
		TOTAL			53	61		6492	6479	13			2	4	23	14	7	16	3	4	2	4	9	10	7	9

Honokaa

App	Game	Date	Seed	Round	W	L	Opponent	PF	PA	Pt Diff	OT	Finish	1st Rd		Qtrs		Semi		Final		Consol		5th PI Cons		3rd PI Cons	
													W	L	W	L	W	L	W	L	W	L	W	L	W	L
1	1	3/8/1962		qtr		1	Punahou (1)	43	46	-3																
	2	3/9/1962		5 semi	1		Molokai	65	31	34													1			
	3	3/10/1962		5th		1	Waimea	34	53	-19		6												1		
2	4	3/10/1988	3	qtr		1	Maryknoll	42	74	-32																
	5	3/11/1988		5 semi	1		Leilehua	62	49	13													1			
	6	3/12/1988		5th		1	Farrington	63	65	-2		6												1		
3	7	3/9/1989	2	qtr	1		Kalaheo	69	51	18					1											
	8	3/10/1989		semi		1	Kamehameha (3)	51	53	-2							1									
	9	3/11/1989		3rd	1		Iolani	76	71	5		3													1	
4	10	2/22/2000		1		1	Kalaheo	53	57	-4				1												
	11	2/23/2000		cons	1		Punahou	65	54	11											1					
	12	2/25/2000		cons		1	Mililani	61	70	-9		-										1				
5	13	2/22/2001	3	qtr	1		Mililani	51	47	4					1											
	14	2/23/2001		semi		1	Iolani (2)	47	49	-2							1									
	15	2/24/2001		3rd	1		St. Louis	50	44	6		3													1	
6	19	2/21/2006		1		1	Kahuku	63	67	-4	1			1												
	20	2/23/2006		cons		1	Waimea	27	35	-8													1			
7	21	2/20/2007		1		1	Kalaheo	37	47	-10				1												
	22	2/22/2007		cons	1		Radford	47	38	9												1				
	23	2/23/2007		cons	1		Campbell	47	43	4		cons										1				
8	24	2/16/2008		playin		1	KS Kapalama	27	50	-23		-		1												
										0																
										0																
		TOTAL			9	12		1080	1094	-14			0	4	2	2	0	2	0	0	3	2	2	2	2	0

Iolani

App	Game	Date	Seed	Round	W	L	Opponent	PF	PA	Pt Diff	OT	Finish	1st Rd		Qtrs		Semi		Final		Consol		5th PI Cons		3rd PI Cons	
													W	L	W	L	W	L	W	L	W	L	W	L	W	L
	1	3/6/1975	3	qtr		1	Kalani	50	56	-6																
	2	3/7/1975		5 semi	1		Kapaa	63	50	13													1			
	3	3/8/1975		5th	1		Baldwin	58	56	2		5											1			
2	4	3/9/1983		1	1		Pearl City	71	47	24			1													
	5	3/10/1983		qtr	1		Maui (4)	70	40	30					1											
	6	3/11/1983		semi	1		Farrington (1)	76	69	7						1										
	7	3/12/1983		final	1		Leilehua	62	46	16		1							1							
3	8	3/8/1989		1	1		St. Joseph	66	43	23			1													
	9	3/9/1989		qtr	1		Lahainaluna (4)	58	39	19					1											
	10	3/10/1989		semi		1	Radford (1)	42	43	-1						1										
	11	3/11/1989		3rd		1	Honokaa	71	76	-5		4														1
4	12	3/7/1990		1	1		Castle	55	52	3			1													
	13	3/8/1990		qtr	1		Hilo (3)	59	52	7					1											
	14	3/9/1990		semi		1	Maui	41	51	-10						1										
	15	3/10/1990		3rd		1	Baldwin	56	60	-4		4														1
5	16	3/10/1994	2	qtr	1		Moanalua	62	50	12					1											
	17	3/11/1994		semi	1		Baldwin (3)	63	37	26						1										
	18	3/12/1994		final	1		Kamehameha	53	52	1		1							1							
6	19	2/28/1996		1	1		Konawaena	49	36	13			1													
	20	2/29/1996		qtr	1		Baldwin (4)	38	32	6					1											
	21	3/1/1996		semi		1	Kalaheo (1)	32	40	-8						1										
	22	3/2/1996		3rd		1	St. Louis	52	57	-5		4														1
7	23	2/20/1997	1	qtr	1		Aiea	50	46	4					1											
	24	2/21/1997		semi	1		Hilo (4)	64	48	16						1										
	25	2/22/1997		final		1	Moanalua	57	58	-1		2								1						
8	26	2/19/1998	1	qtr	1		Kaimuki	67	43	24					1											
	27	2/20/1998		semi	1		Maui (4)	66	45	21						1										
	28	2/21/1998		final	1		Kalaheo (2)	62	59	3	2	1							1							
9	29	2/17/1999		1		1	Castle	28	37	-9				1												
	30	2/18/1999		cons	1		Kohala	63	56	7	1										1					
	31	2/20/1999		cons		1	Waianae	34	43	-9		-										1				
10	32	2/22/2000		1	1		Mililani	57	33	24				1												
	33	2/23/2000		qtr		1	Hilo (1)	41	61	-20						1										
	34	2/24/2000		5 semi		1	Radford	57	59	-2		-													1	
11	35	2/22/2001	2	qtr	1		Leilehua	65	63	2	1				1											
	36	2/23/2001		semi	1		Honokaa (3)	49	47	2						1										
	37	2/24/2001		final		1	Kalaheo (1)	60	68	-8		2							1							
12	38	2/21/2002	1	qtr	1		Castle	70	57	13				1												
	39	2/22/2002		semi	1		Mililani	62	51	11						1										
	40	2/23/2002		final	1		Kalaheo	58	57	1		1							1							

Iolani

App	Game	Date	Seed	Round	W	L	Opponent	PF	PA	Pt Diff	OT	Finish	1st Rd		Qtrs		Semi		Final		Consol		5th Pl Cons		3rd Pl Cons	
													W	L	W	L	W	L	W	L	W	L	W	L	W	L
13	41	2/27/2003	1	qtr	1		Baldwin	78	50	28					1											
	42	2/28/2003		semi	1		Kamehameha	53	48	5							1									
	43	3/1/2003		final	1		St. Louis	61	37	24		1							1							
14	44	2/26/2004	1	qtr	1		Kaimuki	63	41	22				1												
	45	2/27/2004		semi	1		Mililani	71	45	26							1									
	46	2/28/2004		final	1		Kalaheo (2)	64	54	10		1							1							
15	47	2/24/2005	1	qtr	1		Kalaheo	64	49	15				1												
	48	2/25/2005		semi	1		Campbell	65	46	19							1									
	49	2/26/2005		final	1		Kahuku (2)	62	51	11		1							1							
16	50	2/22/2006	1	qtr	1		Kalaheo	59	38	21				1												
	51	2/23/2006		semi	1		Kahuku	60	36	24							1									
	52	2/24/2006		final	1		Kaimuki	54	41	13		1							1							
17	53	2/20/2007		1	1		Baldwin	70	45	25			1													
	54	2/21/2007		qtr		1	KS Hawaii (3)	54	57	-3						1										
	55	2/22/2007		5 semi	1		St. Louis	41	39	2													1			
	56	2/23/2007		5th	1		Moanalua	77	57	20		5											1			
18	57	2/21/2008	1	qtr		1	Moanalua	55	58	-3						1										
	58	2/22/2008		5 semi	1		KS-Maui	81	60	21													1			
	59	2/23/2008		5th		1	KS Kapalama	49	69	-20		6											1			
19	60	3/4/2009		1	1		Lahainaluna	60	50	10			1													
	61	3/5/2009		qtr	1		Waiakea (3)	58	40	18				1												
	62	3/6/2009		semi		1	Kahuku (2)	53	56	-3							1									
	63	3/7/2009		3rd	1		Kaimuki	53	50	3		3													1	
20	64	3/4/2010	1	qtr	1		Mililani	72	53	19				1												
	65	3/5/2010		semi	1		Kahuku	55	44	11							1									
	66	3/6/2010		final	1		KS Kapalama	46	43	3		1							1							
21	67	2/17/2011	1	qtr	1		Radford	64	24	40				1												
	68	2/18/2011		semi	1		Kahuku	45	38	7							1									
	69	2/19/2011		final		1	KS Kapalama	53	64	-11		2								1						
22	70	2/20/2014	1	qtr	1		Lahainaluna	54	32	22				1												
	71	2/21/2014		semi	1		Campbell	56	33	23							1									
	72	2/22/2014		final	1		Farrington (2)	43	40	3		1							1							
23	73	2/25/2015		1	1		Leilehua	37	36	1			1													
	74	2/26/2015		qtr	1		Lahainaluna (3)	44	34	10				1												
	75	2/27/2015		semi	1		Campbell	29	27	2							1									
	76	2/28/2015		final		1	Kalaheo	45	53	-8		2								1						
24	77	2/18/2016		qtr	1		Baldwin	43	27	16				1												
	78	2/19/2016		semi	1		Kaiser	61	42	19																
	79	2/20/2016		final	1		Punahou	45	40	5		1								1						
		TOTAL						60	19				8	1	19	4	15	4	11	4	1	1	5	2	1	3

Kahuku

App	Game	Date	Seed	Round	W	L	Opponent	PF	PA	Pt Diff	OT	Finish	1st Rd		Qtrs		Semi		Final		Consol		5th PI Cons		3rd PI Cons	
													W	L	W	L	W	L	W	L	W	L	W	L	W	L
	81	2/27/2015		semi		1	Kalaheo	35	36	-1							1									
	82	2/28/2015		3rd		1	Campbell	59	63	-4		4														1
27	83	2/17/2016		1	1		Konawaena	72	40	32			1													
	84	2/18/2016		qtr	1		Kalaheo (2)	72	52	20				1												
	85	2/19/2016		semi		1	Punahou	50	52	-2	1						1									
	86	2/20/2016		3rd	1		Kaiser	64	58	6		3														1
										0																
		TOTAL			48	38		4921	4805	116			10	5	10	12	3	7	0	3	7	1	14	7	4	3

Kailua

App	Game	Date	Seed	Round	W	L	Opponent	PF	PA	Pt Diff	OT	Finish	1st Rd		Qtrs		Semi		Final		Consol		5th PI Cons		3rd PI Cons	
													W	L	W	L	W	L	W	L	W	L	W	L	W	L
1	1	3/3/1960		qtr		1	St. Louis (2)	43	62	-19																
	2	3/4/1960		5 semi		1	Waimea	55	59	-4		-												1		
2	3	3/9/1961		qtr		1	St. Anthony	49	50	-1						1										
	4	3/10/1961		5 semi	1		Molokai	56	43	13												1				
	5	3/11/1961		5th	1		Waimea	44	41	3		5										1				
3	6	3/4/1965		qtr	1		St. Louis (2)	56	50	6				1												
	7	3/5/1965		semi	1		St. Joseph (3)	48	46	2					1											
	8	3/6/1965		final		1	Kamehameha (1)	49	55	-6		2							1							
4	9	3/7/1968	4	qtr	1		Lanai	50	32	18				1												
	10	3/8/1968		semi		1	St. Louis (1)	39	63	-24						1										
	11	3/9/1968		3rd		1	Kahuku	51	61	-10		4														1
5	12	3/2/1972	4	qtr	1		Waimea	69	54	15				1												
	13	3/3/1972		semi	1		Punahou (2)	75	61	14					1											
	14	3/4/1972		final	1		St. Louis (3)	63	44	19		1						1								
6	15	3/7/1974	4	qtr	1		Damien	54	53	1				1												
	16	3/8/1974		semi	1		Farrington (2)	56	46	10					1											
	17	3/9/1974		final		1	Punahou (1)	56	73	-17		2							1							
7	18	3/6/1975	1	qtr	1		Kapaa	68	59	9				1												
	19	3/7/1975		semi	1		Kalani	51	45	6					1											
	20	3/8/1975		final		1	Punahou (2)	70	77	-7		2							1							
8	21	3/12/1981		qtr		1	Maryknoll (2)	38	43	-5	2				1											
	22	3/13/1981		5 semi	1		Hilo	45	43	2													1			
	23	3/14/1981		5th	1		Kapaa	54	41	13		5										1				
9	24	3/11/1982	1	qtr	1		Kapaa	59	34	25				1												
	25	3/12/1982		semi	1		University (4)	44	41	3	2					1										
	26	3/13/1982		final	1		Maryknoll (2)	47	42	5		1						1								
10	27	3/6/1991		1	1		Kapaa	65	48	17				1												
	28	3/7/1991		qtr		1	Kamehameha (3)	51	60	-9					1											
	29	3/8/1991		5 semi	1		Kahuku	69	51	18													1			
	30	3/9/1991		5th		1	Roosevelt	41	53	-12		6												1		
11	31	2/17/2016		1		1	Kaiser	35	41	-6				1												
	32	2/18/2016		cons		1	McKinley	33	58	-25		-										1				
												0														
TOTAL					19	13		1683	1629	54			1	1	6	4	5	1	2	3	0	1	5	2	0	1

Kaimuki

App	Game	Date	Seed	Round	W	L	Opponent	PF	PA	Pt Diff	OT	Finish	1st Rd		Qtrs		Semi		Final		Consol		5th PI Cons		3rd PI Cons	
													W	L	W	L	W	L	W	L	W	L	W	L	W	L
	41	2/23/2006		semi	1		Kamehameha	46	41	5	1															
	42	2/24/2006		final		1	Iolani (1)	41	54	-13		2							1							
16	43	2/21/2007	2	qtr	1		St. Louis	53	51	2					1											
	44	2/22/2007		semi	1		KS Hawaii (3)	54	44	10						1										
	45	2/23/2007		final	1		Punahou (1)	61	53	8		1							1							
17	46	3/4/2009		1	1		Keaau	76	60	16			1													
	47	3/5/2009		qtr	1		Baldwin (4)	64	51	13					1											
	48	3/6/2009		semi		1	KS Kapalama (1)	57	63	-6	3						1									
	49	3/7/2009		3rd		1	Iolani	50	53	-3		4														1
										0																
		TOTAL			25	24		2589	2614	-25			6	6	8	3	3	5	2	1	3	5	0	3	3	1

Kaiser

App	Game	Date	Seed	Round	W	L	Opponent	PF	PA	Pt Diff	OT	Finish	1st Rd		Qtrs		Semi		Final		Consol		5th PI Cons		3rd PI Cons	
													W	L	W	L	W	L	W	L	W	L	W	L	W	L
1	1	3/8/1979		qtr		1	Baldwin (4)	57	63	-6																
	2	3/9/1979		5 semi	1		Kapaa	75	49	26													1			
	3	3/10/1979		5th		1	University	68	78	-10		6												1		
2	4	3/11/1982		qtr		1	University (4)	43	65	-22						1										
	5	3/12/1982		5 semi	1		Kapaa	75	57	18													1			
	6	3/13/1982		5th	1		Waiakea	59	42	17		5											1			
3	7	2/28/1996		1	1		Kauai	45	35	10			1													
	8	2/29/1996		qtr		1	Kalaheo (1)	41	44	-3						1										
	9	3/1/1996		5 semi	1		Baldwin	33	32	1													1			
	10	3/2/1996		5th		1	Hilo	58	59	-1		6												1		
4	11	2/19/1997		1		1	Waiakea	37	40	-3				1												
	12	2/21/1997		cons		1	Punahou	41	73	-32		-									1					
5	13	2/17/2016		1	1		Kailua	41	35	6			1													
	14	2/18/2016		qtr	1		Waiakea (4)	77	61	16				1												
	15	2/19/2016		semi		1	Iolani (1)	42	61	-19						1										
	16	2/20/2016		3rd		1	Kahuku	58	64	-6		4														1
										0																
		TOTAL			7	9		850	858	-8			2	1	1	3	0	1	0	0	0	1	4	2	0	1

Kalaheo

App	Game	Date	Seed	Round	W	L	Opponent	PF	PA	Pt Diff	OT	Finish	1st Rd		Qtrs		Semi		Final		Consol		5th PI Cons		3rd PI Cons	
													W	L	W	L	W	L	W	L	W	L	W	L	W	L
	81	2/22/2007		semi		1	Punahou (1)	53	66	-13							1									
	82	2/23/2007		3rd	1		KS Hawaii	82	71	11		3													1	
27	83	2/20/2008		1		1	KS Hawaii	49	55	-6				1												
	84	2/21/2008		cons		1	Campbell	74	75	-1		-									1					
28	85	3/4/2009		1	1		Radford	63	36	27			1													
	86	3/5/2009		qtr		1	KS Kapalama (1)	36	67	-31						1										
	87	3/6/2009		5 semi	1		Baldwin	62	58	4												1				
	88	3/7/2009		5th		1	Punahou	28	51	-23		6												1		
29	89	2/21/2013	2	qtr	1		Mililani	56	32	24					1											
	90	2/22/2013		semi	1		Punahou	55	48	7	1					1										
	91	2/23/2013		final	1		Maryknoll (1)	60	54	6	1	1					1									
30	92	2/19/2014		1		1	Lahainaluna	27	57	-30				1												
	93	2/20/2014		cons	1		Leilehua	41	38	3										1						
	94	2/21/2014		cons		1	Waiakea	32	54	-22		-									1					
31	95	2/25/2015		1	1		Maui	77	65	12			1													
	96	2/26/2015		qtr	1		Punahou (1)	64	48	16					1											
	97	2/27/2015		semi	1		Kahuku	36	35	1						1										
	98	2/28/2015		final	1		Iolani	53	45	8		1					1									
32	99	2/18/2016	2	qtr		1	Kahuku	52	72	-20						1										
	100	2/19/2016		5 semi	1		Lahainaluna	58	51	7												1				
	101	2/20/2016		5th	1		Baldwin	59	50	9	2	5										1				
										0																
		TOTAL			67	34		5608	5105	503			10	3	18	11	11	7	5	6	1	2	16	4	6	1

Kalani

App	Game	Date	Seed	Round		Opponent	PF	PA	Pt Diff	OT	Finish	1st Rd		Qtrs		Semi		Final		Consol		5th PI Cons		3rd PI Cons														
				W	L							W	L	W	L	W	L	W	L	W	L	W	L															
1	1	3/6/1975		qtr	1	Iolani (3)	56	50	6			1	1																									
	2	3/7/1975		semi	1	Kailua (1)	45	51	-6																													
	3	3/8/1975		3rd	1	Hilo	47	58	-11		4																											1
2	4	3/9/1978		qtr	1	Punahou (2)	47	57	-10																	1												
	5	3/10/1978		5 semi	1	Kalaheo	38	61	-23		-																									1		
3	6	2/17/1999		1	1	Lahainaluna	70	58	12																													
	7	2/18/1999		qtr	1	Waiakea (3)	75	85	-10																		1											
	8	2/19/1999		5 semi	1	Kapaa	62	57	5																											1		
	9	2/20/1999		5th	1	Maui	61	62	-1		6																									1		
											0																											
		TOTAL			3	6		501	539	-38			1	0	1	2	0	1	0	0	0	0	1	2	0	1												

KS Hawaii

App	Game	Date	Seed	Round	W	L	Opponent	PF	PA	Pt Diff	OT	Finish	1st Rd		Qtrs		Semi		Final		Consol		5th PI Cons		3rd PI Cons	
													W	L	W	L	W	L	W	L	W	L	W	L	W	L
1	1	2/22/2006	3	qtr		1	KS Kapalama	45	49	-4						1										
	2	2/23/2006		5 semi	1		Campbell	59	54	5												1				
	3	2/24/2006		5th		1	Kalaheo	34	54	-20		6											1			
2	4	2/21/2007	3	qtr	1		Iolani	57	54	3				1												
	5	2/22/2007		semi		1	Kaimuki (2)	44	54	-10						1										
	6	2/23/2007		3rd		1	Kalaheo	71	82	-11		4														1
3	7	2/20/2008		1	1		Kalaheo	55	49	6			1													
	8	2/21/2008		qtr	1		KS Maui (4)	52	38	14				1												
	9	2/22/2008		semi	1		Moanalua	51	45	6					1											
	10	2/23/2008		final		1	Punahou	38	41	-3		2						1								
4	11	2/18/2011	3	qtr		1	KS Kapalama	51	80	-29					1											
	12	2/19/2011		5 semi		1	Moanalua	47	62	-15													1			
5	13	2/23/2012	3	qtr	1		AOP	39	37	2	1			1												
	14	2/24/2012		semi		1	Kahuku (2)	50	57	-7						1										
	15	2/25/2012		3rd		1	Baldwin	49	53	-4		4														1
6	16	2/20/2013		1		1	Mililani	68	84	-16			1													
	17	2/21/2013		cons		1	Farrington	56	57	-1		-									1					
7	18	2/25/2015		1		1	Campbell	34	42	-8			1													
	19	2/26/2015		cons		1	Leilehua	35	39	-4		-									1					
										0																
		TOTAL			6	13		935	1031	-96			1	2	3	2	1	2	0	1	0	2	1	2	0	2

KS Kapalama (Kamehameha)

App	Game	Date	Seed	Round	W	L	Opponent	PF	PA	Pt Diff	OT	Finish	1st Rd		Qtrs		Semi		Final		Consol		5th PI Cons		3rd PI Cons	
													W	L	W	L	W	L	W	L	W	L	W	L	W	L
14	38	3/9/1989	3	qtr	1		McKinley	54	35	19					1											
	39	3/10/1989		semi	1		Honokaa (2)	53	51	2							1									
	40	3/11/1989		final		1	Radford (1)	55	57	-2		2							1							
15	41	3/3/1990		playin	1		Kalaheo	55	47	8		-	1													
	42	3/7/1990		1		1	Maui	71	74	-3			1													
	43	3/9/1990		cons		1	Castle	71	73	-2		-									1					
16	44	3/7/1991	3	qtr	1		Kailua	60	51	9					1											
	45	3/8/1991		semi		1	Hilo (2)	46	49	-3							1									
	46	3/9/1991		3rd		1	Baldwin	46	47	-1		4														1
17	47	3/5/1992	1	qtr	1		Moanalua	49	34	15					1											
	48	3/6/1992		semi	1		Kaimuki	46	42	4							1									
	49	3/7/1992		final	1		Hilo (3)	76	73	3	3	1							1							
18	50	3/9/1994		1	1		Waipahu	67	34	33			1													
	51	3/10/1994		qtr	1		Hilo (4)	78	71	7					1											
	52	3/11/1994		semi	1		Kalaheo (1)	64	62	2							1									
	53	3/12/1994		final		1	Iolani (2)	52	53	-1		2							1							
19	54	2/20/2002		1	1		Kealakehe	30	28	2			1													
	55	2/21/2002		qtr		1	Kalaheo (2)	53	64	-11						1										
	56	2/22/2002		5 semi	1		Lahainaluna	54	51	3	1											1				
	57	2/23/2002		5th		1	Castle	46	48	-2		6											1			
20	58	2/26/2003		1	1		Waiakea	64	52	12			1													
	59	2/27/2003		qtr	1		Kalaheo (4)	60	55	5	1				1											
	60	2/28/2003		semi		1	Iolani (1)	48	53	-5							1									
	61	3/1/2003		3rd		1	Maui	45	48	-3		4														1
21	62	2/25/2004		1	1		McKinley	56	38	18			1													
	63	2/26/2004		qtr		1	Kalaheo (2)	44	55	-11						1										
	64	2/27/2004		5 semi	1		Maui	53	44	9													1			
	65	2/28/2004		5th	1		Kealakehe	59	55	4	1	5											1			
22	66	2/23/2005		1	1		Kaimuki	69	49	20			1													
	67	2/24/2005		qtr		1	Kahuku (2)	47	56	-9						1										
	68	2/25/2005		5 semi		1	Punahou	42	63	-21		-												1		
23	69	2/21/2006		1	1		Lahainaluna	51	49	2			1													
	70	2/22/2006		qtr	1		KS Hawaii (3)	49	45	4					1											
	71	2/23/2006		semi		1	Kaimuki (2)	41	46	-5	1						1									
	72	2/24/2006		3rd	1		Kahuku	66	60	6		3														1
24	73	2/26/2008		playin	1		Honokaa	50	27	23			1													
	74	2/20/2008		1	1		Kahuku	62	57	5																
	75	2/21/2008		qtr		1	Konawaena (2)	53	54	-1						1										
	76	2/22/2008		5 semi	1		Mililani	46	32	14														1		
	77	2/23/2008		5th	1		Iolani	69	49	20		5												1		

KS Kapalama (Kamehameha)

App	Game	Date	Seed	Round	W	L	Opponent	PF	PA	Pt Diff	OT	Finish	1st Rd		Qtrs		Semi		Final		Consol		5th PI Cons		3rd PI Cons	
													W	L	W	L	W	L	W	L	W	L	W	L	W	L
25	78	3/5/2009	1	qtr	1		Kalaheo	67	36	31					1											
	79	3/6/2009		semi	1		Kaimuki	63	57	6	3					1										
	80	3/7/2009		final	1		Kahuku (2)	47	45	2		1														
26	81	3/3/2010		1	1		Campbell	67	53	14			1													
	82	3/4/2010		qtr	1		Moanalua (2)	53	50	3					1											
	83	3/5/2010		semi	1		Punahou	47	43	4						1										
	84	3/6/2010		final		1	Iolani (1)	43	46	-3		2														
27	85	2/16/2011		1	1		Baldwin	86	38	48			1													
	86	2/17/2011		qtr	1		KS Hawaii (3)	80	51	29					1											
	87	2/18/2011		semi	1		AOP	68	54	14						1										
	88	2/19/2011		final	1		Iolani (1)	64	53	11		1														
28	89	2/22/2012		1		1	King Kekaulike	38	43	-5			1													
	90	2/23/2012		cons	1		Pearl City	56	49	7										1						
	91	2/24/2012		cons		1	Kapolei	46	50	-4		-									1					
										0																
TOTAL					66	28		5301	4703	598			13	4	20	5	14	6	7	6	1	2	7	2	3	3

KS Maui

App	Game	Date	Seed	Round	W	L	Opponent	PF	PA	Pt Diff	OT	Finish	1st Rd		Qtrs		Semi		Final		Consol		5th PI Cons		3rd PI Cons	
													W	L	W	L	W	L	W	L	W	L	W	L	W	L
1	1	2/23/2005		1		1	Campbell	42	63	-21			1													
	2	2/24/2005		cons		1	Kauai	35	70	-35		-									1					
2	3	2/21/2007	4	qtr		1	Kalaheo	39	68	-29					1											
	4	2/22/2007		5 semi		1	Moanalua	47	58	-11		-												1		
3	5	2/21/2008	4	qtr		1	KS Hawaii	38	52	-14					1											
	6	2/22/2008		5 semi		1	Iolani	60	81	-21		-													1	
4	7	3/3/2010		1		1	Punahou	45	59	-14			1													
	8	3/4/2010		cons		1	Campbell	63	54	9											1					
	9	3/5/2010		cons		1	Waiakea	53	43	10		cons									1					
										0																
TOTAL					2	7		422	548	-126			0	2	0	2	0	0	0	0	2	1	0	2	0	0

Kapaa

App	Game	Date	Seed	Round	W	L	Opponent	PF	PA	Pt Diff	OT	Finish	1st Rd		Qtrs		Semi		Final		Consol		5th PI Cons		3rd PI Cons	
													W	L	W	L	W	L	W	L	W	L	W	L	W	L
	41	3/4/1993		cons		1	Waiakea	43	73	-30		-									1					
18	42	3/9/1994		1		1	Moanalua	34	40	-6			1													
	43	3/11/1994		cons		1	Konawaena	65	69	-4		-									1					
19	44	2/19/1997		1		1	Aiea	55	58	-3	1		1													
	45	2/20/1997		cons	1		Waipahu	52	40	12											1					
	46	2/22/1997		cons		1	Punahou	64	78	-14		-									1					
20	47	2/17/1999		1	1		Waianae	45	40	5			1													
	48	2/18/1999		qtr		1	Punahou (1)	31	69	-38					1											
	49	2/19/1999		5 semi		1	Kalani	57	62	-5		-										1				
21	50	2/21/2001		1		1	Leilehua	49	70	-21			1													
	51	2/23/2001		cons		1	Baldwin	45	59	-14		-									1					
										0																
		TOTAL			11	40		2481	3156	-675			1	10	0	11	0	0	0	0	5	9	5	10	0	0

Kapolei

App	Game	Date	Seed	Round		Opponent	PF	PA	Pt Diff	OT	Finish	1st Rd		Qtrs		Semi		Final		Consol		5th Pl		3rd Pl	
				W	L							W	L	W	L	W	L	W	L	W	L	W	L	W	L
1	1	2/22/2012		1		Leilehua	43	61	-18			1													
	2	2/23/2012		cons	1	Moanalua	83	51	32											1					
	3	2/24/2012		cons	1	KS Kapalama	50	46	4		cons									1					
2	4	2/20/2013		1		Baldwin	43	57	-14			1													
	5	2/21/2013		cons		Moanalua	55	67	-12		-										1				
									0																
TOTAL					2	3		274	282	-8		0	2	0	0	0	0	0	0	2	1	0	0	0	0

Kauai

App	Game	Date	Seed	Round	W	L	Opponent	PF	PA	Pt Diff	OT	Finish	1st Rd		Qtrs		Semi		Final		Consol		5th PI Cons		3rd PI Cons	
													W	L	W	L	W	L	W	L	W	L	W	L	W	L
1	1	3/5/1964		qtr		1	Kamehameha (2)	50	75	-25																
	2	3/6/1964		5 semi		1	Baldwin	55	60	-5		-												1		
2	3	3/4/1965		qtr		1	St. Joseph (3)	40	65	-25																
	4	3/5/1965		5 semi		1	St. Louis	35	76	-41		-												1		
3	5	3/3/1966		qtr		1	Kamehameha (2)	50	62	-12																
	6	3/4/1966		5 semi		1	Kahuku	64	80	-16		-													1	
4	7	3/2/1967		qtr		1	Kahuku (3)	35	55	-20																
	8	3/3/1967		5 semi	1		Maui	51	46	5													1			
	9	3/4/1967		5th		1	St. Anthony	52	59	-7		6												1		
5	10	3/7/1968		qtr		1	Kahuku (3)	41	48	-7																
	11	3/8/1968		5 semi	1		St. Anthony	53	51	2														1		
	12	3/6/1968		5th		1	Hilo	38	57	-19		6													1	
6	13	3/7/1990		1		1	Radford	53	73	-20			1													
	14	3/8/1990		cons		1	Waiakea	44	60	-16		-										1				
7	15	3/1/1995		1		1	Roosevelt	62	66	-4	2		1													
	16	3/3/1995		cons		1	Aiea	64	74	-10		-										1				
8	17	2/28/1996		1		1	Kaiser	35	45	-10			1													
	18	2/29/1996		cons		1	Konawaena	56	63	-7		-										1				
9	19	2/22/2000		1		1	Radford	40	55	-15			1													
	20	2/24/2000		cons		1	Mililani	60	71	-11		-										1				
10	21	2/23/2005		1		1	Kalaheo	53	66	-13			1													
	22	2/24/2005		cons	1		KS Maui	70	35	35												1				
	23	2/26/2005		cons	1		Waiakea	56	46	10		cons										1				
										0																
		TOTAL			4	19		1157	1388	-231			0	5	0	5	0	0	0	0	2	4	2	5	0	0

Keaau

App	Game	Date	Seed	Round	W	L	Opponent	PF	PA	Pt Diff	OT	Finish	1st Rd		Qtrs		Semi		Final		Consol		5th PI Cons		3rd PI Cons	
													W	L	W	L	W	L	W	L	W	L	W	L	W	L
1	1	2/27/2003	3	qtr		1	St. Louis	36	73	-37						1										
	2	2/28/2003		5 semi		1	Leilehua	41	44	-3		-											1			
2	3	3/4/2009		1		1	Kaimuki	60	76	-16			1													
	4	3/5/2009		cons		1	Radford	53	56	-3	1	-									1					
										0																
		TOTAL			0	4		190	249	-59			0	1	0	1	0	0	0	0	0	1	0	1	0	0

Kealakehe

App	Game	Date	Seed	Round	W	L	Opponent	PF	PA	Pt Diff	OT	Finish	1st Rd		Qtrs		Semi		Final		Consol		5th Pl Cons		3rd Pl Cons		
													W	L	W	L	W	L	W	L	W	L	W	L	W	L	W
1	1	2/20/2002		1		1	Kamehameha	28	30	-2																	
	2	2/22/2002		cons		1	Punahou	58	78	-20		-									1						
2	3	2/26/2004	4	qtr		1	Mililani	62	72	-10						1											
	4	2/27/2004		5 semi		1	Kaimuki	56	39	17													1				
	5	2/28/2004		5th		1	Kamehameha	55	59	-4	1	6												1			
										0																	
		TOTAL				1	4		259	278	-19			0	1	0	1	0	0	0	0	1	1	1	1	0	0

King Kekaulike

App	Game	Date	Seed	Round	W	L	Opponent	PF	PA	Pt Diff	OT	Finish	1st Rd		Qtrs		Semi		Final		Consol		5th Pl		3rd Pl	
													W	L	W	L	W	L	W	L	W	L	W	L	W	L
1	1	2/22/2012		1	1		KS Kapalama	43	38	5			1													
	2	2/23/2012		qtr		1	Kahuku (2)	35	46	-11					1											
	3	2/24/2012		5 semi		1	AOP	45	60	-15		-											1			
2	4	2/21/2013	3	qtr		1	Punahou	32	56	-24					1											
	5	2/22/2013		5 semi	1		Mililani	67	50	17												1				
	6	2/23/2013		5th		1	Baldwin	35	50	-15		6											1			
										0																
		TOTAL			2	4		257	300	-43			1	0	0	2	0	0	0	0	0	0	1	2	0	0

Kohala

App	Game	Date	Seed	Round	W	L	Opponent	PF	PA	Pt Diff	OT	Finish	1st Rd		Qtrs		Semi		Final		Consol		5th PI Cons		3rd PI Cons	
													W	L	W	L	W	L	W	L	W	L	W	L	W	L
1	1	3/8/1979		qtr	1		Waipahu (3)	57	56	1																
	2	3/9/1979		semi		1	Moanalua	49	66	-17							1									
	3	3/10/1979		3rd		1	Baldwin	63	68	-5		4														1
2	4	3/10/1983	3	qtr		1	Leilehua	63	65	-2	1					1										
	5	3/11/1983		5 semi		1	Kahuku	61	70	-9		-											1			
3	6	3/8/1984	3	qtr	1		Mililani	60	55	5						1										
	9	3/9/1984		semi		1	Maryknoll (2)	44	70	-26							1									
	10	3/10/1984		3rd		1	Kalaheo	51	61	-10		4														1
4	11	3/6/1991		1		1	Mililani	68	71	-3				1												
	12	3/7/1991		cons		1	Maryknoll	41	55	-14		-										1				
5	13	3/4/1992		1		1	Moanalua	56	60	-4				1												
	14	3/5/1992		cons	1		Kapaa	78	69	9												1				
	15	3/7/1992		cons		1	Baldwin	54	62	-8		-											1			
6	16	2/17/1999		1		1	St. Louis	49	60	-11				1												
	17	2/18/1999		cons		1	Iolani	56	63	-7	1	-											1			
										0																
		TOTAL			3	12		850	951	-101			0	3	2	1	0	2	0	0	1	3	0	1	0	2

Konawaena

App	Game	Date	Seed	Round	W	L	Opponent	PF	PA	Pt Diff	OT	Finish	1st Rd		Qtrs		Semi		Final		Consol		5th PI Cons		3rd PI Cons	
													W	L	W	L	W	L	W	L	W	L	W	L	W	L
1	1	3/9/1994		1		1	Kaimuki	56	71	-15																
	2	3/11/1994		cons	1		Kapaa	69	65	4											1					
	3	3/12/1994		cons		1	Waipahu	60	61	-1		-										1				
2	4	2/28/1996		1		1	Iolani	36	49	-13				1												
	5	2/29/1996		cons	1		Kauai	63	56	7											1					
	6	3/2/1996		cons		1	Campbell	55	65	-10		-										1				
3	7	2/24/2005	4	qtr		1	Campbell	62	69	-7	1					1										
	8	2/25/2005		5 semi		1	Kalaheo	49	55	-6		-											1			
4	9	2/17/2007		playin		1	Saint Louis	42	63	-21		-		1												
5	10	2/21/2008	2	qtr	1		KS Kapalama	54	53	1					1											
	11	2/22/2008		semi		1	Punahou	35	61	-26							1									
	12	2/23/2008		3rd	1		Moanalua (forf.)	2	0	2		3													1	
6	13	2/21/2013	4	qtr	1		Pearl City	44	33	11					1											
	14	2/22/2013		semi		1	Maryknoll (1)	32	45	-13							1									
	15	2/23/2013		3rd		1	Punahou	41	67	-26		4														1
7	16	2/20/2014	4	qtr		1	Campbell	53	58	-5						1										
	17	2/21/2014		5 semi	1		Lahainaluna	69	49	20												1				
	18	2/22/2014		5th	1		Baldwin	52	51	1		5										1				
8	19	2/26/2015	4	qtr		1	Kahuku	45	57	-12						1										
	20	2/27/2015		5 semi		1	Punahou	40	83	-43		-												1		
9	21	2/17/2016		1		1	Kahuku	40	72	-32				1												
	22	2/18/2016		cons		1	Leilehua	31	39	-8		-									1					
										0																
		TOTAL			7	15		1030	1222	-192			0	4	2	3	0	2	0	0	2	3	2	2	1	1

Lahainaluna

App	Game	Date	Seed	Round	W	L	Opponent	PF	PA	Pt Diff	OT	Finish	1st Rd		Qtrs		Semi		Final		Consol		5th PI Cons		3rd PI Cons	
													W	L	W	L	W	L	W	L	W	L	W	L	W	L
	41	2/20/2014		qtr		1	Iolani (1)	32	54	-22						1										
	42	2/21/2014		5 semi		1	Konawaena	49	69	-20		-											1			
20	43	2/26/2015	3	qtr		1	Iolani	34	44	-10					1											
	44	2/27/2015		5 semi	1		Farrington	63	54	9												1				
	45	2/28/2015		5th	1		Punahou	59	54	5		5										1				
21	46	2/17/2016	3	qtr		1	Punahou	47	57	-10					1											
	47	2/18/2016		5 semi		1	Kalaheo	51	58	-7		-											1			
										0																
		TOTAL			9	38		2386	2758	-372			2	5	1	15	0	1	0	0	2	4	4	13	0	0

Lanai

App	Game	Date	Seed	Round	W	L	Opponent	PF	PA	Pt Diff	OT	Finish	1st Rd		Qtrs		Semi		Final		Consol		5th PI Cons		3rd PI Cons		
													W	L	W	L	W	L	W	L	W	L	W	L	W	L	W
1	1	2/28/1957		qtr		1	Kaimuki	32	52	-20																	
	2	3/1/1957		5 semi	1		Waiialua	48	43	5												1					
	3	3/2/1957		5th		1	Kapaa	46	48	-2		6											1				
2	4	3/7/1968		qtr		1	Kailua (4)	32	50	-18						1								1			
	5	3/8/1968		5 semi		1	Hilo	29	61	-32		-												1			
3	6	3/6/1969		qtr		1	Hilo (2)	27	59	-32						1								1			
	7	3/7/1969		5 semi		1	St. Anthony	43	55	-12		-												1			
4	8	3/5/1970		qtr		1	Farrington (1)	30	41	-11						1								1			
	9	3/6/1970		5 semi		1	St. Anthony	44	47	-3		-												1			
5	10	3/7/1984		1		1	Mililani	62	83	-21				1													
	11	3/9/1984		cons		1	Waimea	65	75	-10		-									1						
										0																	
TOTAL						1	10			458	614	-156		0	1	0	4	0	0	0	0	0	1	1	4	0	0

Laupahoehoe

App	Game	Date	Seed	Round		Opponent	PF	PA	Pt Diff	OT	Finish	1st Rd		Qtrs		Semi		Final		Consol		5th PI Cons		3rd PI Cons	
				W	L							W	L	W	L	W	L	W	L	W	L	W	L	W	L
1	1	3/3/1960	3	qtr	1	Waimea	42	40	2					1											
2	2	3/4/1960		semi	1	Saint Louis (2)	34	41	-7						1										
3	3	3/5/1960		3rd	1	Baldwin	42	41	1		3													1	
									0																
		TOTAL			2	1	118	122	-4			0	0	1	0	0	1	0	0	0	0	0	0	1	0

Leilehua

App	Game	Date	Seed	Round	W	L	Opponent	PF	PA	Pt Diff	OT	Finish	1st Rd		Qtrs		Semi		Final		Consol		5th PI Cons		3rd PI Cons		
													W	L	W	L	W	L	W	L	W	L	W	L	W	L	W
1	1	3/3/1966	4	qtr		1	Farrington	55	61	-6						1											
	2	3/4/1966		5 semi	1		St. Anthony	79	62	17													1				
	3	3/5/1966		5th	1		Kahuku	64	62	2		5											1				
2	4	3/8/1973		qtr	1		Roosevelt (4)	49	44	5					1												
	5	3/9/1973		semi	1		Punahou (2)	70	65	5						1											
	6	3/10/1973		final	1		Hilo (3)	56	52	4		1						1									
3	7	3/6/1975	4	qtr		1	Hilo	57	64	-7						1											
	8	3/7/1975		5 semi		1	Baldwin	46	58	-12		-												1			
4	9	3/11/1976		qtr		1	Kamehameha (3)	36	79	-43						1											
	10	3/12/1976		5 semi	1		Kapaa	68	36	32														1			
	11	3/13/1976		5th	1		Hilo	71	69	2		5											1				
5	12	3/9/1983		1	1		Molokai	66	54	12			1														
	13	3/10/1983		qtr	1		Kohala (3)	65	63	2	1				1												
	14	3/11/1983		semi	1		University (2)	46	39	7						1											
	15	3/12/1983		final		1	Iolani	46	62	-16		2							1								
6	16	3/10/1988	2	qtr		1	Kamehameha	53	56	-3						1											
	17	2/11/1988		5 semi		1	Honokaa	49	62	-13		-												1			
7	18	3/3/1993		1		1	St. Louis	38	49	-11				1													
	19	3/5/1993		cons	1		St. Anthony	57	27	30											1						
	20	3/6/1993		cons	1		Waiakea	53	46	7		cons									1						
8	21	2/21/2001		1	1		Kapaa	70	49	21			1														
	22	2/22/2001		qtr		1	Iolani (2)	63	65	-2	1					1											
	23	2/23/2001		5 semi	1		Mililani	70	57	13														1			
	24	2/24/2001		5th	1		Punahou	78	61	17		5												1			
9	25	2/26/2003		1	1		Waimea	52	45	7			1														
	26	2/27/2003		qtr		1	Maui (2)	49	68	-19						1											
	27	2/28/2003		5 semi	1		Keaau	44	41	3														1			
	28	3/1/2003		5th		1	Kalaheo	48	54	-6		6													1		
10	29	2/22/2012		1	1		Kapolei	61	43	18			1														
	30	2/23/2012		qtr		1	Baldwin (4)	39	41	-2						1											
	31	2/24/2012		5 semi	1		Hilo	60	55	5														1			
	32	2/25/2012		5th		1	AOP	45	56	-11		6													1		
11	33	2/19/2014		1		1	Campbell	35	46	-11			1														
	34	2/20/2014		cons		1	Kalaheo	38	41	-3		-												1			
12	35	2/25/2015		1		1	Iolani	36	37	-1			1														
	36	2/26/2015		cons	1		KS Hawaii	39	35	4												1					
	37	2/27/2015		cons		1	Moanalua	42	52	-10		-												1			
13	38	2/17/2016		1		1	Punahou	47	51	-4	1			1													
	39	2/18/2016		cons	1		Konawaena	39	31	8														1			
	40	2/19/2016		cons		1	McKinley	41	45	-4		-												1			
										0																	
TOTAL					21	19		2120	2083	37			4	4	2	7	2	0	1	1	4	3	8	4	0	0	

Maryknoll

App	Game	Date	Seed	Round	W	L	Opponent	PF	PA	Pt Diff	OT	Finish	1st Rd		Qtrs		Semi		Final		Consol		5th PI Cons		3rd PI Cons	
													W	L	W	L	W	L	W	L	W	L	W	L	W	L
1	1	3/11/1976	2	qtr	1		Baldwin	66	49	17					1											
	2	3/12/1976		semi	1		Pearl City	48	41	7						1										
	3	3/13/1976		final		1	Kamehameha (3)	39	46	-7		2							1							
2	4	3/12/1981	2	qtr	1		Kailua	43	38	5	2			1												
	5	3/13/1981		semi	1		Castle	44	43	1						1										
	6	3/14/1981		final		1	Punahou (4)	40	41	-1		2							1							
3	7	3/11/1982	2	qtr	1		Waiakea	67	28	39				1												
	8	3/12/1982		semi	1		Baldwin	62	48	14						1										
	9	3/13/1982		final		1	Kailua (1)	42	47	-5		2							1							
4	10	3/8/1984	2	qtr	1		Pearl City	61	27	34				1												
	11	3/9/1984		semi	1		Kohala (3)	70	44	26						1										
	12	3/10/1984		final	1		Maui (4)	55	44	11		1						1								
5	13	3/7/1985	2	qtr	1		Waipahu	55	53	2	2			1												
	14	3/8/1985		semi		1	Radford	55	70	-15							1									
	15	3/9/1985		3rd	1		Kamehameha	57	54	3		3														1
6	16	3/13/1986	1	qtr	1		Moanalua	58	57	1				1												
	17	3/14/1986		semi	1		Pearl City	47	33	14						1										
	18	3/15/1986		final		1	St. Louis	31	37	-6		2							1							
7	19	3/12/1987	2	qtr	1		Kalaheo	49	34	15				1												
	20	3/13/1987		semi		1	Punahou	36	37	-1							1									
	21	3/14/1987		3rd	1		Hilo	87	55	32		3														1
8	22	3/9/1988		1	1		Kahuku	84	51	33			1													
	23	3/10/1988		qtr	1		Honokaa (3)	74	42	32				1												
	24	3/11/1988		semi	1		Kamehameha	47	30	17						1										
	25	3/12/1988		final		1	University (1)	36	38	-2		2							1							
9	26	3/6/1991		1		1	Roosevelt	48	61	-13																
	27	3/7/1991		cons	1		Kohala	55	41	14				1												
	28	3/8/1991		cons	1		Kapaa	68	55	13		cons								1						
10	29	2/21/2013	1	qtr	1		Baldwin	64	54	10					1											
	30	2/22/2013		semi	1		Konawaena (4)	45	32	13						1										
	31	2/23/2013		final		1	Kalaheo (2)	54	60	-6	1	2							1							
11	32	2/19/2014		1	1		Moanalua	59	54	5				1												
	33	2/20/2014		qtr	1		Baldwin (3)	66	61	5					1											
	34	2/21/2014		semi		1	Farrington (2)	57	63	-6							1									
	35	2/22/2014		3rd	1		Campbell	73	63	10		3														1
										0																
		TOTAL			25	10		1942	1631	311			2	1	10	0	7	3	1	6	2	0	0	0	3	0

Maui

App	Game	Date	Seed	Round	W	L	Opponent	PF	PA	Pt Diff	OT	Finish	1st Rd		Qtrs		Semi		Final		Consol		5th PI Cons		3rd PI Cons	
													W	L	W	L	W	L	W	L	W	L	W	L	W	L
1	1	3/4/1965		qtr		1	Hilo (4)	47	72	-25																
	2	3/5/1965		5 semi	1		Radford	50	45	5												1				
	3	3/6/1965		5th		1	St. Louis	59	76	-17		6											1			
2	4	3/2/1967		qtr		1	Hilo (2)	60	86	-26																
	5	3/3/1967		5 semi		1	Kauai	46	51	-5		-												1		
3	6	3/10/1983	4	qtr		1	Iolani	40	72	-32																
	7	3/11/1983		5 semi		1	St. Louis	33	52	-19		-													1	
4	8	3/8/1984	4	qtr	1		Waipahu	40	36	4				1												
	9	3/9/1984		semi	1		Kalaheo (1)	54	48	6					1											
	10	3/10/1984		final		1	Maryknoll (2)	44	55	-11		2						1								
5	11	3/7/1985	3	qtr		1	Radford	51	70	-19					1											
	12	3/8/1985		5 semi		1	Waipahu	45	71	-26		-											1			
6	13	3/7/1990		1	1		Kamehameha	74	71	3			1													
	14	3/8/1990		qtr	1		Moanalua (2)	62	59	3	1			1												
	15	3/9/1990		semi	1		Iolani	51	41	10					1											
	16	3/10/1990		final		1	Punahou (1)	58	68	-10		2						1								
7	17	2/19/1998	4	qtr	1		Moanalua	67	61	6				1												
	18	2/20/1998		semi		1	Iolani (1)	45	66	-21						1										
	19	2/21/1998		3rd		1	St. Louis	45	77	-32		4														1
8	20	2/18/1999	4	qtr		1	St. Louis	47	53	-6					1											
	21	2/19/1999		5 semi	1		Castle	59	43	16												1				
	22	2/20/1999		5th	1		Kalani	62	61	1		5										1				
9	23	2/22/2001	4	qtr		1	St. Louis	32	39	-7					1											
	24	2/23/2001		5 semi		1	Punahou	48	59	-11		-												1		
10	25	2/27/2003	2	qtr	1		Leilehua	68	49	19				1												
	26	2/28/2003		semi		1	St. Louis	49	59	-10						1										
	27	3/1/2003		3rd	1		Kamehameha	48	45	3		3														1
11	28	2/26/2004	3	qtr		1	Punahou	55	74	-19					1											
	29	2/27/2004		5 semi		1	Kamehameha	44	53	-9		-											1			
12	30	2/25/2015		1		1	Kalaheo	65	77	-12				1												
	31	2/26/2015		cons		1	Moanalua	66	75	-9		-									1					
										0																
		TOTAL			11	20		1614	1864	-250			1	1	4	7	2	2	0	2	0	1	3	6	1	1

McKinley

App	Game	Date	Seed	Round		Opponent	PF	PA	Pt Diff	OT	Finish	1st Rd		Qtrs		Semi		Final		Consol		5th PI Cons		3rd PI Cons	
				W	L							W	L	W	L	W	L	W	L	W	L	W	L	W	L
1	1	3/8/1989		1	1	Baldwin	69	42	27			1													
	2	3/9/1989		qtr	1	Kamehameha (3)	35	54	-19					1											
	3	3/10/1989		5 semi	1	Kalaheo	42	44	-2		-											1			
2	4	2/25/2004		1	1	Kamehameha	38	56	-18			1													
	5	2/27/2004		cons	1	Waiakea	66	65	1											1					
	6	2/28/2004		cons	1	Baldwin	55	57	-2	1	-										1				
3	7	2/17/2016		1	1	Baldwin	40	43	-3			1													
	8	2/18/2016		cons	1	Kailua	58	33	25												1				
	9	2/19/2016		cons	1	Leilehua	45	41	4		cons										1				
									0																
TOTAL					4	5		448	435	13		1	2	0	1	0	0	0	0	3	1	0	1	0	0

Mililani

App	Game	Date	Seed	Round	W	L	Opponent	PF	PA	Pt Diff	OT	Finish	1st Rd		Qtrs		Semi		Final		Consol		5th Pl		3rd Pl	
													W	L	W	L	W	L	W	L	W	L	W	L	W	L
	41	2/20/2014		qtr		1	Farrington (2)	44	46	-2						1										
	42	2/21/2014		5 semi		1	Baldwin	54	63	-9		-											1			
										0																
		TOTAL			18	24		2386	2490	-104			8	5	2	7	0	2	0	0	6	2	2	6	0	2

Moanalua

App	Game	Date	Seed	Round	W	L	Opponent	PF	PA	Pt Diff	OT	Finish	1st Rd		Qtrs		Semi		Final		Consol		5th PI Cons		3rd PI Cons	
													W	L	W	L	W	L	W	L	W	L	W	L	W	L
	41	2/22/2007		5 semi	1		KS Maui	58	47	11												1				
	42	2/23/2007		5th		1	Iolani	57	55	2		6												1		
13	43	2/20/2008		1	1		Campbell	65	43	22			1													
	44	2/21/2008		qtr	1		Iolani (1)	58	55	3				1												
	45	2/22/2008		semi		1	KS Hawaii	45	51	-6						1										
	46	2/23/2008		3rd		1	Konawaena	0	2	-2		(vacated)													1	
14	47	3/4/2010	2	qtr		1	KS Kapalama	50	53	-3					1											
	48	3/5/2010		5 semi	1		Hilo	64	60	4												1				
	49	3/6/2010		5th		1	Mililani	67	71	-4	1	6												1		
15	50	2/17/2011	2	qtr		1	AOP	50	51	-1	1				1											
	51	2/18/2011		5 semi	1		KS Hawaii	62	47	15													1			
	52	2/19/2011		5th		1	Radford	40	41	-1		6												1		
16	53	2/22/2012		1		1	Hilo	45	50	-5			1													
	54	2/23/2012		cons		1	Kapolei	51	83	-32		-										1				
17	55	2/20/2013		1		1	Pearl City	60	68	-8	1		1													
	56	2/21/2013		cons	1		Kapolei	67	55	12											1					
	57	2/22/2013		cons		1	Farrington	64	75	-11		-										1				
18	58	2/19/2014		1		1	Maryknoll	54	59	-5			1													
	59	2/20/2014		cons		1	Waiakea	49	52	-3		-										1				
19	60	2/25/2015		1		1	Kahuku	48	49	-1			1													
	61	2/26/2015		cons	1		Maui	75	66	9											1					
	62	2/27/2015		cons	1		Leilehua	52	42	10		cons									1					
										0																
		TOTAL			32	30		3565	3476	89			10	4	5	10	3	2	2	1	3	3	9	8	0	2

Molokai

App	Game	Date	Seed	Round	W	L	Opponent	PF	PA	Pt Diff	OT	Finish	1st Rd		Qtrs		Semi		Final		Consol		5th PI Cons		3rd PI Cons	
													W	L	W	L	W	L	W	L	W	L	W	L	W	L
1	1	2/20/1958		qtr		1	St. Joseph (T1)	56	62	-6																
	2	2/21/1958		5 semi		1	Kahuku	55	57	-2	1	-												1		
2	3	2/26/1959		qtr		1	Kamehameha (1)	37	64	-27						1								1		
	4	2/27/1959		5 semi		1	Kahuku	38	49	-11		-												1		
3	5	3/3/1960		qtr		1	Baldwin (4)	38	49	-11						1										
	6	3/4/1960		5 semi	1		Hilo	50	48	2													1			
	7	3/5/1960		5th		1	Waimea	31	42	-11		6												1		
4	8	3/9/1961		qtr		1	Punahou	27	55	-28						1										
	9	3/10/1961		5 semi		1	Kailua	43	56	-13		-												1		
5	10	3/8/1962		qtr		1	Radford	31	69	-38						1										
	11	3/9/1962		5 semi		1	Honokaa	31	65	-34		-												1		
6	12	2/28/1963		qtr		1	Hilo (4)	27	52	-25						1										
	13	3/1/1963		5 semi		1	Radford	37	56	-19		-												1		
7	14	3/5/1964		qtr		1	St. Anthony (4)	40	62	-22						1										
	15	3/6/1964		5 semi		1	Kahuku	50	63	-13		-												1		
8	16	3/2/1967		qtr		1	Punahou (4)	36	68	-32						1										
	17	3/3/1967		5 semi		1	St. Anthony	48	66	-18		-												1		
9	18	3/9/1983		1		1	Leilehua	54	66	-12				1												
	19	3/11/1983		cons		1	Kapaa	47	49	-2		-										1				
10	20	3/10/1988	4	qtr	1		Kalaheo	74	59	15					1											
	21	3/11/1988		semi		1	University (1)	53	82	-29								1								
	22	3/12/1988		3rd		1	Kamehameha	67	68	-1		4													1	
11	23	3/6/1991		1		1	Kahuku	55	70	-15				1												
	24	3/8/1991		cons		1	Kapaa	54	56	-2		-											1			
12	25	3/5/1992	4	qtr		1	Kaimuki	60	65	-5						1										
	26	3/6/1992		5 semi	1		Moanalua	70	66	4														1		
	27	3/7/1992		5th	1		Roosevelt	82	80	2		5											1			
13	28	3/4/1995		1		1	Moanalua	53	73	-20				1												
	29	3/2/1995		cons	1		Kaimuki	52	39	13												1				
	30	3/4/1995		cons		1	Aiea	50	58	-8		-										1				
										0																
		TOTAL			5	25		1446	1814	-368			0	3	1	9	0	1	0	0	1	3	3	8	0	1

Nanakuli

App	Game	Date	Seed	Round	W	L	Opponent	PF	PA	Pt Diff	OT	Finish	1st Rd		Qtrs		Semi		Final		Consol		5th Pl Cons		3rd Pl Cons	
													W	L	W	L	W	L	W	L	W	L	W	L	W	L
1	1	3/10/1977		qtr		1	St. Louis (4)	52	58	-6						1										
	2	3/11/1977		5 semi		1	Kapaa	38	40	-2													1			
										0																
		TOTAL			0	2		90	98	-8			0	0	0	1	0	0	0	0	0	0	0	1	0	0

Pearl City

App	Game	Date	Seed	Round	W	L	Opponent	PF	PA	Pt Diff	OT	Finish	1st Rd		Qtrs		Semi		Final		Consol		5th PI Cons		3rd PI Cons	
													W	L	W	L	W	L	W	L	W	L	W	L	W	L
1	1	3/11/1976		qtr	1		Hilo (4)	41	39	2	1															
	2	3/12/1976		semi		1	Maryknoll (2)	41	48	-7							1									
	3	3/13/1976		3rd		1	Kalaheo	51	61	-10		4														1
2	4	3/9/1983		1		1	Iolani	47	71	-24			1													
	5	3/10/1983		cons	1		Waiakea	60	44	16											1					
	6	3/12/1983		cons	1		Kapaa	69	49	20		cons									1					
3	7	3/7/1984		1	1		Waimea	57	41	16			1													
	8	3/8/1984		qtr		1	Maryknoll (2)	27	61	-34					1											
	9	3/9/1984		5 semi	1		Mililani	49	43	6													1			
	10	3/10/1984		5th		1	Punahou	42	48	-6	1	6												1		
4	11	3/12/1986		1	1		St. Joseph	54	47	7			1													
	12	3/13/1986		qtr	1		Lahainaluna (4)	49	47	2				1												
	13	3/14/1986		semi		1	Maryknoll (1)	33	47	-14						1										
	14	3/15/1986		3rd		1	Kalaheo	52	60	-8	4	4														1
5	15	3/4/1992		1		1	Punahou	43	59	-16			1													
	16	3/6/1992		cons		1	Baldwin	54	74	-20		-									1					
6	17	2/22/2012		1		1	AOP	26	46	-20			1													
	18	2/23/2012		cons		1	KS Kapalama	49	56	-7											1					
7	19	2/20/2013		1	1		Moanalua	68	60	8	1		1													
	20	2/21/2013		qtr		1	Konawaena (4)	33	44	-11					1											
	21	2/22/2013		5 semi		1	Baldwin	49	58	-9													1			
										0																
		TOTAL			8	13		994	1103	-109			3	3	2	2	0	2	0	0	2	2	1	2	0	2

Punahou

App	Game	Date	Seed	Round	W	L	Opponent	PF	PA	Pt Diff	OT	Finish	1st Rd		Qtrs		Semi		Final		Consol		5th PI Cons		3rd PI Cons	
													W	L	W	L	W	L	W	L	W	L	W	L	W	L
	121	3/4/2010		qtr	1		Hilo (3)	76	46	30																
	122	3/5/2010		semi		1	KS Kapalama	43	47	-4							1									
	123	3/6/2010		3rd	1		Kahuku	58	56	2		3													1	
38	124	2/23/2012	1	qtr	1		Hilo	78	53	25					1											
	125	2/24/2012		semi	1		Baldwin (4)	59	41	18						1										
	126	2/25/2012		final	1		Kahuku (2)	59	52	7		1														
39	127	2/20/2013		1	1		Farrington	63	50	13			1													
	128	2/21/2013		qtr	1		King Kekaulike (3)	56	32	24					1											
	129	2/22/2013		semi		1	Kalaheo (2)	48	55	-7	1						1									
	130	2/23/2013		3rd	1		Konawaena	67	41	26		3														1
40	131	2/26/2015	1	qtr		1	Kalaheo	48	64	-16						1										
	132	2/27/2015		5 semi	1		Konawaena	83	40	43													1			
	133	2/28/2015		5th		1	Lahainaluna	54	59	-5		6												1		
41	134	2/17/2016		1	1		Leilehua	51	47	4	1		1													
	135	2/18/2016		qtr	1		Lahainaluna (3)	57	47	10					1											
	136	2/19/2016		semi	1		Kahuku	52	50	2	1					1										
	137	2/20/2016		final		1	Iolani (1)	40	45	-5		2							1							
										0																
		TOTAL			97	40		7994	6871	1123			16	3	31	7	20	10	10	10	4	1	11	4	6	4

Radford

App	Game	Date	Seed	Round	W	L	Opponent	PF	PA	Pt Diff	OT	Finish	1st Rd		Qtrs		Semi		Final		Consol		5th PI Cons		3rd PI Cons	
													W	L	W	L	W	L	W	L	W	L	W	L	W	L
16	41	3/7/1990		1	1		Kauai	73	53	20			1													
	42	3/8/1990		qtr		1	Baldwin (4)	50	55	-5						1										
	43	3/9/1990		5 semi		1	Roosevelt	37	58	-21		-											1			
17	44	2/22/2000		1	1		Kauai	55	40	15			1													
	45	2/23/2000		qtr		1	Baldwin (4)	32	35	-3						1										
	46	2/24/2000		5 semi	1		Iolani	59	57	2													1			
	47	2/25/2000		5th		1	Kalaheo	43	49	-6		6												1		
18	48	2/20/2007		1		1	Moanalua	71	73	-2	1			1												
	49	2/22/2007		cons		1	Honokaa	38	47	-9		-									1					
19	50	3/4/2009		1		1	Kalaheo	36	63	-27				1												
	51	3/5/2009		cons	1		Keaau	56	53	3	1										1					
	52	3/6/2009		cons		1	Lahainaluna	33	47	-14		-										1				
20	53	2/16/2011		1	1		Mililani	52	50	2			1													
	54	2/17/2011		qtr		1	Iolani (1)	24	64	-40						1										
	55	2/18/2011		5 semi	1		Lahainaluna	63	47	16													1			
	56	2/19/2011		5th	1		Moanalua	41	40	1		5											1			
										0																
		TOTAL			31	25		2996	2882	114			4	4	10	6	5	5	4	1	1	2	5	4	2	3

Roosevelt

App	Game	Date	Seed	Round	W	L	Opponent	PF	PA	Pt Diff	OT	Finish	1st Rd		Qtrs		Semi		Final		Consol		5th PI Cons		3rd PI Cons	
													W	L	W	L	W	L	W	L	W	L	W	L	W	L
1	1	3/8/1973	4	qtr		1	Leilehua	44	49	-5																
	2	3/9/1973		5 semi	1		Baldwin	45	37	8													1			
	3	3/10/1973		5th		1	Kamehameha	47	59	-12		6												1		
2	4	3/7/1990		1	1		Waiakea	40	39	1			1													
	5	3/8/1990		qtr		1	Punahou (1)	40	51	-11						1										
	6	3/9/1990		5 semi	1		Radford	58	37	21													1			
	7	3/10/1990		5th		1	Hilo	55	64	-9		6												1		
3	8	3/6/1991		1	1		Maryknoll	61	48	13			1													
	9	3/7/1991		qtr		1	Baldwin (4)	37	41	-4							1									
	10	3/8/1991		5 semi	1		Mililani	70	55	15													1			
	11	3/9/1991		5th	1		Kailua	53	41	12		5											1			
4	12	3/4/1992		1	1		Baldwin	77	67	10			1													
	13	3/5/1992		qtr		1	Kalaheo (2)	38	50	-12							1									
	14	3/6/1992		5 semi	1		Punahou	75	56	19													1			
	15	3/7/1992		5th		1	Molokai	80	82	-2		6												1		
5	16	3/1/1995		1	1		Kauai	66	62	4	1		1													
	17	3/2/1995		qtr		1	St. Louis (2)	38	48	-10							1									
	18	3/3/1995		5 semi	1		Baldwin	65	59	6													1			
	19	3/4/1995		5th		1	Punahou	66	80	-14		6												1		
6	20	2/23/2000	3	qtr	1		Lahainaluna	57	39	18						1										
	21	2/24/2000		semi		1	St. Louis (2)	55	58	-3	1						1									
	22	2/25/2000		3rd	1		Baldwin	54	40	14		3													1	
7	23	2/16/2011		1		1	AOP	46	53	-7			1													
	24	2/17/2011		cons	1		Baldwin	39	36	3											1					
	25	2/18/2011		cons		1	Mililani	60	64	-4		-										1				
										0																
		TOTAL			13	12		1366	1315	51			4	1	1	5	0	1	0	0	1	1	6	4	1	0

Saint Louis

Saint Louis													1st Rd		Qtrs		Semi		Final		Consol		5th PI Cons		3rd PI Cons		
App	Game	Date	Seed	Round	W	L	Opponent	PF	PA	Pt Diff	OT	Finish	W	L	W	L	W	L	W	L	W	L	W	L	W	L	
	41	3/9/1989		qtr		1	Radford (1)	59	78	-19																	
	42	3/10/1989		5 semi	1		Lahainaluna	58	45	13											1						
	43	3/11/1989		5th		1	Kalaheo	46	57	-11		6										1					
14	44	3/3/1993		1	1		Leilehua	49	38	11			1														
	45	3/4/1993		qtr		1	Kaimuki (3)	37	40	-3					1												
	46	3/5/1993		5 semi		1	Kalaheo	34	54	-20		-											1				
15	47	3/2/1995	2	qtr	1		Roosevelt	48	38	10				1													
	48	3/3/1995		semi	1		Waiakea	55	44	11					1												
	49	3/4/1995		final		1	Kalaheo (1)	42	49	-7		2						1									
16	50	2/29/1996	3	qtr	1		Kahuku	63	54	9				1													
	51	3/1/1996		semi		1	Moanalua	41	51	-10						1											
	52	3/2/1996		3rd	1		Iolani	57	52	5		3												1			
17	53	2/18/1998		1	1		Mililani	43	41	2			1														
	54	2/19/1998		qtr	1		Waiakea (3)	60	47	13				1													
	55	2/20/1998		semi		1	Kalaheo (2)	56	65	-9						1											
	56	2/21/1998		3rd	1		Maui	77	45	32		3												1			
18	57	2/17/1999		1	1		Kohala	60	49	11			1														
	58	2/18/1999		qtr	1		Maui (4)	53	47	6				1													
	59	2/19/1999		semi		1	Kalaheo (1)	51	60	-9						1											
	60	2/20/1999		3rd	1		Waiakea	57	39	18		3												1			
19	61	2/23/2000	2	qtr	1		Kalaheo	59	58	1	1				1												
	62	2/24/2000		semi	1		Roosevelt	58	55	3	1					1											
	63	2/25/2000		final		1	Hilo (1)	55	68	-13		2						1									
20	64	2/21/2001		1	1		Waiakea	54	39	15			1														
	65	2/22/2001		qtr	1		Maui (4)	39	32	7				1													
	66	2/23/2001		semi		1	Kalaheo (1)	44	52	-8						1											
	67	2/24/2001		3rd		1	Honokaa	44	50	-6		4														1	
21	68	2/26/2003		1	1		Kaimuki	47	45	2			1														
	69	2/27/2003		qtr	1		Keaau (3)	73	36	37				1													
	70	2/28/2003		semi	1		Maui (2)	59	49	10						1											
	71	3/1/2003		final		1	Iolani (1)	37	61	-24		2						1									
22	72	2/21/2006		1		1	Campbell	63	64	-1				1													
	73	2/23/2006		cons	1		Lahainaluna	79	54	25										1							
	74	2/24/2006		cons	1		Waimea	79	55	24		cons								1							
23	75	2/17/2007		playin	1		Konawaena	63	42	21			1														
	76	2/20/2007		1	1		Campbell	50	30	20			1														
	77	2/21/2007		qtr		1	Kaimuki (2)	51	53	-2					1												
	78	2/22/2007		5 semi		1	Iolani	39	41	-2		-											1				
										0																	
TOTAL					57	21		4305	3704	601			11	1	17	5	12	5	6	6	2	0	5	3	4	1	

Seabury Hall

App	Game	Date	Seed	Round	W	L	Opponent	PF	PA	Pt Diff	OT	Finish	1st Rd		Qtrs		Semi		Final		Consol		5th PI Cons		3rd PI Cons	
													W	L	W	L	W	L	W	L	W	L	W	L	W	L
1	1	2/28/1996		1		1	Moanalua	52	69	-17				1												
	2	3/1/1996		cons		1	Campbell	34	64	-30		-									1					
2	3	2/19/1997		1	1		Waipahu	59	35	24			1													
	4	2/20/1997		qtr		1	Hilo (4)	49	56	-7					1											
	5	2/21/1997		5 semi	1		Aiea	67	56	11												1				
	6	2/22/1997		5th		1	Baldwin	57	69	-12	2	6											1			
3	7	2/18/1998		1	1		Aiea	64	49	15			1													
	8	2/19/1998		qtr		1	Kalaheo (2)	44	45	-1					1											
	9	2/20/1998		5 semi	1		Waiakea	55	42	13												1				
	10	2/21/1998		5th		1	Moanalua	60	69	-9		6											1			
										0																
		TOTAL			4	6		541	554	-13			2	1	0	2	0	0	0	0	0	1	2	2	0	0

St. Anthony

App	Game	Date	Seed	Round	W	L	Opponent	PF	PA	Pt Diff	OT	Finish	1st Rd		Qtrs		Semi		Final		Consol		5th PI Cons		3rd PI Cons	
													W	L	W	L	W	L	W	L	W	L	W	L	W	L
1	1	2/26/1959		qtr	1		Kahuku (4)	59	49	10					1											
	2	2/27/1959		semi		1	Kamehameha (1)	51	53	-2							1									
	3	2/28/1959		3rd		1	Hilo	39	58	-19		4													1	
2	4	3/9/1961	3	qtr	1		Kailua	50	49	1			1													
	5	3/10/1961		semi		1	Punahou (2)	29	54	-25							1									
	6	3/11/1961		3rd	1		Hilo	47	42	5		3													1	
3	7	3/8/1962		qtr		1	Kamehameha (2)	46	48	-2					1											
	8	3/9/1962		5 semi		1	Waimea	41	54	-13		-											1			
4	9	2/28/1963		qtr		1	Punahou (2)	34	64	-30					1											
	10	3/1/1963		5 semi	1		Waimea	49	37	12												1				
	11	3/2/1963		5th		1	Radford	45	47	-2		6												1		
5	12	3/5/1964	4	qtr	1		Molokai	62	40	22			1													
	13	3/6/1964		semi		1	Punahou (1)	53	63	-10							1									
	14	3/7/1964		3rd		1	Kamehameha	58	92	-34		4													1	
6	15	3/3/1966		qtr		1	St. Louis (1)	34	55	-21					1											
	16	3/4/1966		5 semi		1	Leilehua	62	79	-17		-											1			
7	17	3/2/1967		qtr		1	St. Louis (1)	47	64	-17					1											
	18	3/3/1967		5 semi	1		Molokai	66	48	18												1				
	19	3/4/1967		5th	1		Kauai	59	52	7		5										1				
8	20	3/7/1968		qtr		1	Punahou (2)	53	62	-9					1											
	21	3/8/1968		5 semi		1	Kauai	51	53	-2		-											1			
9	22	3/6/1969		qtr		1	Kamehameha (3)	50	51	-1					1											
	23	3/7/1969		5 semi	1		Lanai	55	43	12													1			
	24	3/8/1969		5th	1		St. Joseph	76	71	5		5										1				
10	25	3/5/1970		qtr		1	Castle (4)	63	66	-3					1											
	26	3/6/1970		5 semi	1		Lanai	47	44	3													1			
	27	3/7/1970		5th		1	Kahuku	66	80	-14		6												1		
11	28	3/3/1993		1		1	Kalaheo	64	90	-26			1													
	29	3/5/1993		cons		1	Leilehua	27	57	-30		-										1				
										0																
		TOTAL			10	19		1483	1665	-182			0	1	3	7	0	3	0	0	0	1	6	5	1	2

St. Joseph

App	Game	Date	Seed	Round	W	L	Opponent	PF	PA	Pt Diff	OT	Finish	1st Rd		Qtrs		Semi		Final		Consol		5th PI Cons		3rd PI Cons		
													W	L	W	L	W	L	W	L	W	L	W	L	W	L	
1	1	2/20/1958	T1	qtr	1		Molokai	62	56	6																	
	2	2/21/1958		semi	1		Punahou	59	49	10																	
	3	2/22/1958		final	1		St. Louis	53	50	3	ot	1															
2	4	3/4/1965	3	qtr	1		Kauai	65	40	25					1												
	5	3/5/1965		semi		1	Kailua	46	48	-2							1										
	6	3/6/1965		3rd	1		Hilo	62	54	8		3													1		
3	7	3/6/1969		qtr		1	Radford (4)	33	58	-25						1											
	8	3/7/1969		5 semi	1		Kapaa	68	49	19													1				
	9	3/8/1969		5th		1	St. Anthony	71	76	-5		6												1			
4	10	3/7/1974		qtr		1	Radford (3)	55	67	-12						1											
	11	3/8/1974		5 semi	1		Waimea	56	46	10														1			
	12	3/9/1974		5th	1		Damien	62	42	20		5												1			
5	13	3/12/1986		1		1	Pearl City	47	54	-7				1													
	14	3/13/1986		cons	1		Waimea	67	60	7											1						
	15	3/15/1986		cons		1	Farrington	58	88	-30		-										1					
6	16	3/8/1989		1		1	Iolani	43	66	-23				1													
	17	3/9/1989		cons		1	Kaimuki	66	79	-13		-										1					
										0																	
		TOTAL			9	8		973	982	-9			0	2	2	2	1	1	1	0	1	2	3	1	1	0	

University

App	Game	Date	Seed	Round	W	L	Opponent	PF	PA	Pt Diff	OT	Finish	1st Rd		Qtrs		Semi		Final		Consol		5th PI Cons		3rd PI Cons	
													W	L	W	L	W	L	W	L	W	L	W	L	W	L
1	1	3/9/1978	4	qtr	1		Hilo	61	49	12																
	2	3/10/1978		semi	1		Radford (1)	75	59	16																
	3	3/11/1978		final	1		Punahou (2)	65	63	2	1								1							
2	4	3/8/1979	2	qtr		1	Moanalua	45	66	-21						1										
	5	3/9/1979		5 semi	1		Waipahu	68	65	3													1			
	6	3/10/1979		5th	1		Kaiser	78	68	10		5											1			
3	7	3/6/1980	1	qtr	1		Lahainaluna	65	42	23																
	8	3/7/1980		semi	1		Hilo	79	63	16																
	9	3/8/1980		final		1	Punahou (3)	60	73	-13		2								1						
4	10	3/11/1982	4	qtr	1		Kaiser	65	43	22																
	11	3/12/1982		semi		1	Kailua (1)	41	44	-3	2															
	12	3/13/1982		3rd	1		Baldwin	71	53	18		3													1	
5	13	3/10/1983	2	qtr	1		Kahuku	58	48	10																
	14	3/11/1983		semi		1	Leilehua	39	46	-7																
	15	3/12/1983		3rd		1	Farrington	56	58	-2		4														
6	16	3/7/1984		1		1	Waipahu	50	57	-7																
	17	3/8/1984		cons	1		Hilo	105	57	48																
	18	3/10/1984		cons	1		Waimea	78	50	28		cons														
7	19	3/11/1987		1	1		Kaimuki	52	46	6																
	20	3/12/1987		qtr	1		Lahainaluna (4)	67	48	19																
	21	3/13/1987		semi	1		Hilo	56	51	5																
	22	3/14/1987		final	1		Punahou	47	43	4		1														
8	23	3/10/1988	1	qtr	1		Farrington	88	68	20																
	24	3/11/1988		semi	1		Molokai (4)	82	53	29																
	25	3/12/1988		final	1		Maryknoll	38	36	2		1														
										0																
		TOTAL			19	6		1589	1349	240			1	1	6	1	4	2	3	1	2	0	2	0	1	1

Waiakea

App	Game	Date	Seed	Round	W	L	Opponent	PF	PA	Pt Diff	OT	Finish	1st Rd		Qtrs		Semi		Final		Consol		5th PI Cons		3rd PI Cons	
													W	L	W	L	W	L	W	L	W	L	W	L	W	L
	1	3/11/1982		qtr		1	Maryknoll (2)	28	67	-39																
	2	3/12/1982		5 semi	1		Radford	54	50	4													1			
	3	3/13/1982		5th		1	Kaiser	42	59	-17		6												1		
2	4	3/9/1983		1		1	St. Louis	38	61	-23			1													
	5	3/10/1983		cons		1	Pearl City	44	60	-16		-										1				
3	6	3/6/1985		1		1	Waipahu	61	64	-3			1													
	7	3/8/1985		cons	1		Waimea	59	42	17												1				
	8	3/9/1985		cons		1	Baldwin	57	59	-2	1	-										1				
4	9	3/12/1987	3	qtr		1	Punahou	29	39	-10					1											
	10	3/13/1987		5 semi	1		Kalaheo	61	57	4														1		
	11	3/14/1987		5th	1		Moanalua	78	68	10		5											1			
5	12	3/7/1990		1		1	Roosevelt	39	40	-1			1													
	13	3/8/1990		cons	1		Kauai	60	44	16												1				
	14	3/10/1990		cons		1	Castle	72	84	-12		-										1				
6	15	3/3/1993		1		1	Kahuku	58	65	-7			1													
	16	3/4/1993		cons	1		Kapaa	73	43	30												1				
	17	3/6/1993		cons		1	Leilehua	46	53	-7		-										1				
7	18	3/1/1995		1	1		Aiea	67	61	6			1													
	19	3/2/1995		qtr	1		Baldwin (3)	56	54	2	1				1											
	20	3/3/1995		semi		1	St. Louis (2)	44	55	-11							1									
	21	3/4/1995		3rd	1		Hilo	69	63	6	1	3													1	
8	22	2/19/1997		1	1		Kaiser	40	37	3			1													
	23	2/20/1997		qtr		1	Kalaheo (2)	29	63	-34						1										
	24	2/21/1997		5 semi		1	Baldwin	41	46	-5		-												1		
9	25	2/19/1998	3	qtr		1	St. Louis	47	60	-13						1										
	26	2/20/1998		5 semi		1	Seabury Hall	42	55	-13		-												1		
10	27	2/18/1999	3	qtr	1		Kalani	85	75	10					1											
	28	2/19/1999		semi		1	Punahou (2)	32	62	-30							1									
	29	2/20/1999		3rd		1	St. Louis	39	57	-18		4														1
11	30	2/21/2001		1		1	St. Louis	39	54	-15			1													
	31	2/23/2001		cons		1	Kahuku	57	70	-13		-										1				
12	32	2/21/2002	4	qtr		1	Mililani	58	75	-17						1										
	33	2/22/2002		5 semi		1	Castle	51	71	-20		-										1				
13	34	2/26/2003		1		1	Kamehameha	52	64	-12			1													
	35	2/27/2003		cons	1		Mililani	86	80	6	2											1				
	36	3/1/2003		cons		1	Waimea	57	65	-8		-										1				
14	37	2/25/2004		1		1	Punahou	64	68	-4			1													
	38	2/27/2004		cons		1	McKinley	65	66	-1		-										1				
15	39	2/23/2005		1		1	Punahou	53	65	-12			1													
	40	2/25/2005		cons	1		Kaimuki	61	48	13												1				

Waiakea

App	Game	Date	Seed	Round	W	L	Opponent	PF	PA	Pt Diff	OT	Finish	1st Rd		Qtrs		Semi		Final		Consol		5th Pl		3rd Pl	
													W	L	W	L	W	L	W	L	W	L	W	L	W	L
	41	2/26/2005		cons		1	Kauai	46	56	-10		-														
16	42	3/5/2009	3	qtr		1	Iolani	40	58	-18					1											
	43	3/6/2009		5 semi		1	Punahou	44	48	-4		-												1		
17	44	3/3/2010		1		1	Kahuku	56	61	-5			1													
	45	3/4/2010		cons	1		Farrington	43	36	7										1						
	46	3/5/2010		cons		1	KS-Maui	43	53	-10		-									1					
18	47	2/19/2014		1		1	Mililani	62	70	-8			1													
	48	2/20/2014		cons	1		Moanalua	52	49	3										1						
	49	2/21/2014		cons	1		Kalaheo	54	32	22		cons								1						
19	50	2/18/2016	4	qtr		1	Kaiser	61	77	-16					1											
	51	2/19/2016		5 semi		1	Baldwin	52	59	-7		-												1		
										0																
TOTAL								2686	2968	-282			2	10	2	7	0	2	0	0	8	10	3	5	1	1

Waialua

App	Game	Date	Seed	Round	W	L	Opponent	PF	PA	Pt Diff	OT	Finish	1st Rd		Qtrs		Semi		Final		Consol		5th PI Cons		3rd PI Cons	
													W	L	W	L	W	L	W	L	W	L	W	L	W	L
1	1	2/28/1957		qtr		1	Hilo (T1)	27	51	-24						1										
	2	3/1/1957		5 semi		1	Lanai	43	48	-5													1			
										0																
		TOTAL			0	2		70	99	-29			0	0	0	1	0	0	0	0	0	0	0	1	0	0

Waianae

App	Game	Date	Seed	Round	W	L	Opponent	PF	PA	Pt Diff	OT	Finish	1st Rd		Qtrs		Semi		Final		Consol		5th PI Cons		3rd PI Cons	
													W	L	W	L	W	L	W	L	W	L	W	L	W	L
1	1	3/6/1980		qtr		1	Punahou (3)	55	68	-13						1										
	2	3/7/1980		5 semi		1	Waimea	54	59	-5												1				
2	3	2/17/1999		1		1	Kapaa	40	45	-5			1													
	4	2/19/1999		cons	1		Lahainaluna	51	46	5										1						
	5	2/20/1999		cons	1		lolani	43	34	9		cons								1						
										0																
		TOTAL			2	3		243	252	-9			0	1	0	1	0	0	0	0	2	0	0	1	0	0

Waimea


												1st Rd		Qtrs		Semi		Final		Consol		5th PI Cons		3rd PI Cons	
App	Game	Date	Seed	Round	W	L	Opponent	PF	PA	Pt Diff	OT	Finish	W	L	W	L	W	L	W	L	W	L	W	L	
1	1	2/26/1959		qtr		1	Farrington (2)	38	44	-6															
	2	2/27/1959		5 semi	1		Waipahu	50	46	4	1										1				
	3	2/28/1959		5th		1	Kahuku	48	51	-3		6										1			
2	4	3/3/1960		qtr		1	Laupahoehoe (3)	40	42	-2				1											
	5	3/4/1960		5 semi	1		Kailua	59	55	4												1			
	6	3/5/1960		5th	1		Molokai	42	31	11		5										1			
3	7	3/9/1961		qtr		1	Saint Louis (1)	22	66	-44				1											
	8	3/10/1961		5 semi	1		Waipahu	45	34	11												1			
	9	3/11/1961		5th		1	Kailua	41	44	-3		6											1		
4	10	3/8/1962		qtr		1	Hilo (3)	66	81	-15				1											
	11	3/9/1962		5 semi	1		St. Anthony	54	41	13												1			
	12	3/10/1962		5th	1		Honokaa	53	34	19		5										1			
5	13	2/28/1963		qtr		1	Waipahu (3)	28	31	-3				1											
	14	3/1/1963		5 semi		1	St. Anthony	37	49	-12		-											1		
6	15	3/5/1970		qtr		1	Punahou (2)	20	60	-40				1											
	16	3/6/1970		5 semi		1	Kahuku	37	53	-16		-											1		
7	17	3/4/1971		qtr		1	Kamehameha (1)	52	70	-18				1											
	18	3/5/1971		5 semi		1	Hilo	33	37	-4		-											1		
8	19	3/2/1972		qtr		1	Kailua (4)	54	69	-15				1											
	20	3/3/1972		5 semi		1	Hilo	41	55	-14		-											1		
9	21	3/8/1973		qtr		1	Radford (1)	48	63	-15				1											
	22	3/9/1973		5 semi		1	Kamehameha	36	45	-9		-											1		
10	23	3/7/1974		qtr		1	Punahou (1)	40	74	-34				1											
	24	3/8/1974		5 semi		1	St. Joseph	46	56	-10		-											1		
11	25	3/6/1980		qtr		1	Waipahu (2)	51	59	-8				1											
	26	3/7/1980		5 semi	1		Waianae	59	54	5													1		
	27	3/8/1980		5th		1	Farrington	43	57	-14		6											1		
12	28	3/7/1984		1		1	Pearl City	41	57	-16			1												
	29	3/9/1984		cons	1		Lanai	75	65	10											1				
	30	3/10/1984		cons		1	University	50	78	-28		-									1				
13	31	3/6/1985		1		1	Radford	45	70	-25			1												
	32	3/8/1985		cons		1	Waiakea	42	59	-17		-										1			
14	33	3/12/1986		1		1	Moanalua	56	82	-26			1												
	34	3/13/1986		cons		1	St. Joseph	60	67	-7		-										1			
15	35	2/18/1998		1		1	Kaimuki	34	55	-21			1												
	36	2/19/1998		cons		1	Hilo	65	86	-21		-										1			
16	37	2/20/2002		1		1	Mililani	45	61	-16			1												
	38	2/22/2002		cons		1	Baldwin	28	37	-9		-										1			
17	39	2/26/2003		1		1	Leilehua	45	52	-7			1												
	40	2/28/2003		cons	1		Kaimuki	54	53	1												1			

Waimea

App	Game	Date	Seed	Round	W	L	Opponent	PF	PA	Pt Diff	OT	Finish	1st Rd		Qtrs		Semi		Final		Consol		5th PI Cons		3rd PI Cons	
													W	L	W	L	W	L	W	L	W	L	W	L	W	L
	41	3/1/2003		cons	1		Waiakea	65	57	8		cons														
18	42	2/25/2004		1		1	Kaimuki	46	48	-2			1								1					
	43	2/26/2004		cons		1	Baldwin	40	62	-22		-									1					
19	44	2/21/2006		1		1	Kalaheo	36	93	-57			1													
	45	2/23/2006		cons	1		Honokaa	35	27	8											1					
	46	2/24/2006		cons		1	Saint Louis	55	79	-24		-									1					
										0																
		TOTAL			11	35		2100	2589	-489			0	8	0	11	0	0	0	0	4	7	7	9	0	0

Waipahu

App	Game	Date	Seed	Round	W	L	Opponent	PF	PA	Pt Diff	OT	Finish	1st Rd		Qtrs		Semi		Final		Consol		5th PI Cons		3rd PI Cons	
													W	L	W	L	W	L	W	L	W	L	W	L	W	L
1	1	2/28/1957		qtr		1	Lahainaluna	53	60	-7																
	2	3/1/1957		5 semi		1	Kapaa	41	53	-12		-												1		
2	3	2/26/1959		qtr		1	Hilo (3)	50	52	-2	1															
	4	2/27/1959		5 semi		1	Waimea	46	50	-4	1	-												1		
3	5	3/9/1961		qtr		1	Hilo (4)	31	48	-17																
	6	3/10/1961		5 semi		1	Waimea	34	45	-11		-												1		
4	7	2/28/1963		qtr	1		Waimea	31	28	3					1											
	8	3/1/1963		semi		1	Punahou (2)	46	67	-21							1									
	9	3/2/1963		3rd		1	Hilo	48	54	-6		4														1
5	10	3/4/1971		qtr		1	Punahou (3)	55	59	-4																
	11	3/5/1971		5 semi	1		Lahainaluna	48	38	10		T5												1		
6	12	3/8/1979	3	qtr		1	Kohala	56	57	-1																
	13	3/9/1979		5 semi		1	University	65	68	-3		-												1		
7	14	3/6/1980	2	qtr	1		Waimea	59	91	-32																
	15	3/7/1980		semi		1	Punahou (3)	54	63	-9								1								
	16	3/8/1980		3rd	1		Hilo	56	55	1	2	3														1
8	17	3/7/1984		1	1		University	57	80	-23				1												
	18	3/8/1984		qtr		1	Maui (4)	36	40	-4																
	19	3/9/1984		5 semi		1	Punahou	43	46	-3	2													1		
9	20	3/6/1985		1	1		Waiakea	64	61	3				1												
	21	3/7/1985		qtr		1	Maryknoll (2)	53	55	-2	2															
	22	3/8/1985		5 semi	1		Maui	71	45	26														1		
	23	3/9/1985		5th	1		Punahou	65	60	5		5											1			
10	24	3/9/1994		1		1	Kamehameha	34	67	-33				1												
	25	3/10/1994		cons	1		Lahainaluna	59	44	15												1				
	26	3/12/1994		cons	1		Konawaena	61	60	1		cons										1				
11	27	2/19/1997		1		1	Seabury Hall	35	59	-24				1												
	28	2/20/1997		cons		1	Kapaa	40	52	-12		-											1			
										0																
		TOTAL			10	18		1391	1557	-166			2	2	2	7	0	2	0	0	2	1	3	5	1	1



Punahou's la Saipaia holds the tournament record for most points scored in a championship game with 38 against Kailua in 1975. (courtesy photo)

Championship box scores (1995-present) (work in progress)

Official Basketball Box Score
Punahou Buffanblu vs 'Iolani Raiders
02/20/16 7:00PM at Stan Sheriff, Honolulu

VISITORS: Punahou Buffanblu 12-7, 3-1 HHSAA

##	Player Name	TOT-FG 3-PT			REBOUNDS									
		FG-FGA	FG-FGA	FT-FTA	OF	DE	TOT	PF	TP	A	TO	BLK	S	MIN
01	Arceneaux, Cole..... *	1-7	0-2	0-0	0	2	2	2	2	3	0	0	0	24
02	Chong, Zayne.....	2-7	2-4	0-0	0	1	1	5	6	1	0	1	0	20
03	Hosoda, Hunter.....	1-4	0-1	0-0	0	3	3	0	2	1	0	0	0	8
04	Tufono, Maninoa.....	0-0	0-0	0-2	1	0	1	0	0	0	0	0	0	0+
05	Yoshino, Kyle.....	0-0	0-0	0-0	0	0	0	1	0	0	0	0	0	1
10	Lee, Hunter.....	1-4	1-3	0-0	0	0	0	2	3	0	0	0	0	13
11	Kobayashi, C..... *	1-6	1-5	4-4	0	0	0	1	7	1	1	0	2	21
12	Troske, 'Akahi..... *	4-8	0-0	0-0	4	5	9	5	8	1	1	1	2	23
14	Mausolf, Cole.....	0-1	0-1	0-0	0	0	0	0	0	0	0	0	1	8
20	Makaula, Kaulana.... *	0-2	0-1	0-0	1	1	2	0	0	0	1	0	0	7
23	Lum, Jared..... *	3-6	0-0	2-3	2	3	5	0	8	1	0	0	0	24
32	Falatea, Les.....	0-2	0-1	0-0	1	1	2	0	0	0	2	0	0	2
33	Clemens, Duke.....	1-2	0-0	0-0	0	0	0	1	2	0	0	0	0	3
34	Kaumatule, N.....	1-3	0-0	0-0	0	0	0	2	2	0	1	0	0	6
	TEAM.....				4		4							
	Totals.....	15-52	4-18	6-9	13	16	29	19	40	8	6	2	5	160

TOTAL FG% 1st Half: 7-25 28.0% 2nd Half: 8-27 29.6% Game: 28.8% DEADB
3-Pt. FG% 1st Half: 1-7 14.3% 2nd Half: 3-11 27.3% Game: 22.2% REBS
F Throw % 1st Half: 3-6 50.0% 2nd Half: 3-3 100 % Game: 66.7% 2

HOME TEAM: 'Iolani Raiders 12-5, 3-0 HHSAA

##	Player Name	TOT-FG 3-PT			REBOUNDS									
		FG-FGA	FG-FGA	FT-FTA	OF	DE	TOT	PF	TP	A	TO	BLK	S	MIN
11	Baldomero, Helam.... *	0-2	0-1	2-2	0	2	2	1	2	0	0	0	0	22
14	Mann, Robby..... *	5-12	0-0	4-7	0	4	4	0	14	1	1	0	1	30
15	Gelacio, Zach..... *	1-5	1-3	4-4	0	3	3	3	7	0	3	0	0	21
21	Kennedy, Nick..... *	1-2	0-0	1-2	4	4	8	3	3	0	1	0	1	25
22	Bumanglag, Noah.....	0-1	0-1	0-0	0	0	0	1	0	1	0	0	1	13
23	Genovia, Justin.....	1-2	0-1	2-2	0	1	1	0	4	0	1	0	0	9
24	Alabanza, Bailey....	0-2	0-2	0-0	0	0	0	0	0	0	1	0	0	8
33	Chang, Cameron.....	0-0	0-0	0-0	0	1	1	0	0	0	0	0	0	4
34	Hogland, Hugh..... *	7-8	0-0	1-4	2	8	10	1	15	0	3	6	0	28
	TEAM.....				1	2	3							
	Totals.....	15-34	1-8	14-21	7	25	32	9	45	2	10	6	3	160

TOTAL FG% 1st Half: 8-18 44.4% 2nd Half: 7-16 43.8% Game: 44.1% DEADB
3-Pt. FG% 1st Half: 1-5 20.0% 2nd Half: 0-3 0.0% Game: 12.5% REBS
F Throw % 1st Half: 7-10 70.0% 2nd Half: 7-11 63.6% Game: 66.7% 3

Officials: Thomas Yoshida, Donovan EK Lewis Sr, Saffery IK Silva
Technical fouls: Punahou Buffanblu-None. 'Iolani Raiders-Gelacio, Zach.
Attendance: 3357

Score by Periods	1st	2nd	3rd	4th	Total
Punahou Buffanblu.....	8	10	11	11	- 40
'Iolani Raiders.....	8	16	13	8	- 45

OC 16/HHSAA Boys Basketball Division I State Championships
Division I Championship Game

Official Basketball Box Score
 Iolani vs Kalaheo High
 02/28/15 7:00 PM at Stan Sheriff Center

VISITORS: Iolani 11-4, 3-0 HHSAA

##	Player Name	TOT-FG			3-PT			REBOUNDS						
		FG-FGA	FG-FGA	FT-FTA	OF	DE	TOT	PF	TP	A	TO	BLK	S	MIN
14	Mann, Robby..... *	0-4	0-1	1-2	1	4	5	1	1	1	2	1	0	30
15	Gelacio, Zack..... *	4-9	3-6	1-1	0	1	1	3	12	0	2	0	0	29
21	Hamada, Bryson..... *	2-5	0-0	0-0	0	4	4	5	4	0	0	0	1	20
23	Yamada, Erik..... *	1-11	1-3	8-11	2	2	4	4	11	2	3	0	0	31
24	Lee, John.....	0-1	0-1	0-0	1	0	1	1	0	0	0	1	0	1
25	Winchester, Pikai...	3-7	2-4	0-0	1	1	2	4	8	1	0	0	0	17
31	Borden, Kamu..... *	1-2	0-0	0-1	1	4	5	0	2	0	0	1	0	13
34	Hogland, Hugh.....	3-6	0-0	2-6	5	4	9	3	8	1	2	0	0	19
TEAM.....					2	1	3							
Totals.....		14-45	6-15	12-21	13	21	34	21	46	5	9	3	1	160

TOTAL FG% 1st Half: 4-22 18.2% 2nd Half: 10-23 43.5% Game: 31.1% DEADB
 3-Pt. FG% 1st Half: 2-8 25.0% 2nd Half: 4-7 57.1% Game: 40.0% REBS
 F Throw % 1st Half: 5-9 55.6% 2nd Half: 7-12 58.3% Game: 57.1% 4

HOME TEAM: Kalaheo High 16-1, 3-0 HHSAA

##	Player Name	TOT-FG			3-PT			REBOUNDS						
		FG-FGA	FG-FGA	FT-FTA	OF	DE	TOT	PF	TP	A	TO	BLK	S	MIN
02	Marrotte, Zachary...	1-4	0-2	1-2	0	1	1	1	3	0	0	1	1	22
03	Smith, Kekai..... *	1-3	1-1	1-2	0	1	1	3	4	1	0	0	1	31
05	Macleod, Alexander..	5-8	1-1	2-2	0	4	4	5	13	0	0	0	1	22
10	Whitlock, Captain... *	0-1	0-1	0-0	0	1	1	0	0	0	1	1	0	13
11	Gilmore, Kaleb..... *	5-11	2-3	18-20	1	0	1	4	30	0	0	0	0	32
20	Smith, Jalen Kuhia.. *	0-1	0-1	2-2	0	1	1	1	2	0	0	0	0	8
24	Harrison, Kupaa..... *	0-5	0-0	1-3	3	13	16	4	1	5	4	0	1	32
TEAM.....					2	2								
Totals.....		12-33	4-9	25-31	4	23	27	18	53	6	5	2	4	160

TOTAL FG% 1st Half: 7-17 41.2% 2nd Half: 5-16 31.3% Game: 36.4% DEADB
 3-Pt. FG% 1st Half: 3-6 50.0% 2nd Half: 1-3 33.3% Game: 44.4% REBS
 F Throw % 1st Half: 8-10 80.0% 2nd Half: 17-21 81.0% Game: 80.6% 2

Officials: Donovan Lewis, Jr., Francis Kau, Will Puchalski

Technical fouls: Iolani-None. Kalaheo High-None.

Attendance: 3759

Score by Periods	1st	2nd	3rd	4th	Total
Iolani.....	10	5	14	17	- 46
Kalaheo High.....	8	17	10	18	- 53

Official Basketball Box Score
 Farrington Governors vs Iolani Raiders
 2/22/14 7:00 PM at Neal Blaisdell Arena, Honolulu

VISITORS: Farrington Governors (15-2,2-1 HHSAA)

##	Player Name	TOT-FG 3-PT			REBOUNDS			PF	TP	A	TO	BLK	S	MIN
		FG-FGA	FG-FGA	FT-FTA	OF	DE	TOT							
11	MCENROE, Jacob..... *	6-9	3-4	1-3	6	4	10	1	16	0	0	0	0	32
14	SMITH, Isaiah..... *	1-4	0-0	0-0	0	0	0	5	2	0	1	0	0	18
20	HUGO, Van..... *	0-11	0-4	0-0	2	3	5	5	0	0	2	0	0	22
22	VISORIA, Isaiah..... *	1-9	0-0	3-4	0	2	2	1	5	1	0	0	1	24
43	UNUTOA, Tuamasaga.... *	2-6	0-0	0-1	1	4	5	2	4	1	1	0	0	20
12	DULDULAO, Mark.....	1-3	0-0	0-0	0	0	0	3	2	0	1	0	1	11
32	FRANCISCO, Jay-ar....	0-0	0-0	0-0	0	0	0	0	0	0	0	0	0	3
33	WILLIAMS, Manly.....	0-0	0-0	0-0	0	1	1	1	0	0	0	0	0	7
42	CORREIA, Makana.....	0-0	0-0	0-0	0	0	0	0	0	0	0	0	0	0+
44	LUAFATASAGA, S.....	1-1	0-0	1-4	1	2	3	2	3	0	1	1	0	12
55	SEMISI, Mason.....	2-4	0-0	4-5	2	0	2	1	8	0	0	1	0	11
	TEAM.....				3		3							
	Totals.....	14-47	3-8	9-17	15	16	31	21	40	2	6	2	2	160

TOTAL FG% 1st Half: 6-17 35.3% 2nd Half: 8-30 26.7% Game: 29.8% DEADB
 3-Pt. FG% 1st Half: 1-2 50.0% 2nd Half: 2-6 33.3% Game: 37.5% REBS
 F Throw % 1st Half: 3-7 42.9% 2nd Half: 6-10 60.0% Game: 52.9% 2

HOME TEAM: Iolani Raiders (13-3,3-0 HHSAA)

##	Player Name	TOT-FG 3-PT			REBOUNDS			PF	TP	A	TO	BLK	S	MIN
		FG-FGA	FG-FGA	FT-FTA	OF	DE	TOT							
14	PHILLIP, Ikaika..... *	6-12	0-2	3-3	1	7	8	2	15	0	1	0	0	32
20	GALLACHER, Chris..... *	2-4	0-0	2-2	3	1	4	1	6	0	1	0	1	21
23	YAMADA, Erik..... *	0-3	0-0	6-9	0	4	4	0	6	4	2	0	1	29
24	BUSCHER, Zach..... *	3-10	1-2	4-8	1	0	1	1	11	2	1	0	0	32
50	HOGLAND, Hugh..... *	0-1	0-0	1-2	1	7	8	4	1	0	1	2	0	18
10	WINCHESTER, Pikai....	0-2	0-1	0-0	0	0	0	0	0	1	0	0	0	8
15	GELACIO, Zach.....	0-0	0-0	0-0	0	0	0	1	0	0	2	0	0	6
31	BORDEN, Kamu.....	1-2	0-0	0-0	3	4	7	4	2	0	1	0	0	12
32	MANN, Robbie.....	1-1	0-0	0-0	0	1	1	3	2	0	0	0	0	2
	TEAM.....				2		2							
	Totals.....	13-35	1-5	16-24	11	24	35	16	43	7	9	2	2	160

TOTAL FG% 1st Half: 8-23 34.8% 2nd Half: 5-12 41.7% Game: 37.1% DEADB
 3-Pt. FG% 1st Half: 1-3 33.3% 2nd Half: 0-2 0.0% Game: 20.0% REBS
 F Throw % 1st Half: 4-5 80.0% 2nd Half: 12-19 63.2% Game: 66.7% 3

Officials: Eric Morales, Jose Irizarry, Bobby Higa
 Technical fouls: Farrington Governors-None. Iolani Raiders-None.
 Attendance: 3382

Score by Periods	1st	2nd	3rd	4th	Total
Farrington Governors.....	2	14	8	16	- 40
Iolani Raiders.....	6	15	10	12	- 43

#2 Kalaheo vs #1 Maryknoll
 02/23/13 7:00 pm at Neal S. Blaisdell Arena

#2 Kalaheo 60		TOTAL 3-POINT			REBOUNDS								
##	Player	FGM-FGA	FGM-FGA	FTM-FTA	OF-DE	TOT	PF	TP	A	TO	BLK	STL	MIN
02	Joshua Ko	* 7-9	2-2	8-10	1-0	1	5	24	3	4	0	0	31
03	Shemuel Sukumaran	* 1-4	1-4	0-2	1-3	4	4	3	1	0	1	0	31
10	Kalei Zuttermeister	* 4-8	4-7	0-0	0-2	2	3	12	0	0	1	2	36
21	Derick Morgan Jr	* 1-7	0-1	2-5	1-3	4	4	4	0	2	0	1	31
24	Kupaaikalani Harriso	* 4-5	1-1	1-2	0-2	2	3	10	2	1	0	2	26
11	Kurt Vegas	- 2-4	1-1	0-0	0-1	1	3	5	0	2	0	0	10
12	Kekai Smith	- 0-0	0-0	0-0	0-0	0	0	0	0	0	0	0	0
15	Robert MedeirosGreen	- 0-0	0-0	0-0	0-0	0	0	0	0	0	0	0	0
22	Silila Tucker	- 0-1	0-1	2-2	0-2	2	1	2	2	0	0	0	14
25	Anthony Rowan	- 0-0	0-0	0-0	0-0	0	0	0	0	0	0	0	1
TM TEAM		- -	-	-	1-2	3	0	-	-	-	-	-	-
Totals.....		- 19-38	9-17	13-21	4-15	19	23	60	8	9	2	5	180
		50.0%	52.9%	61.9%									
TOTAL FG% 1st Half:		8-18 44.4%	2nd Half:	8-16 50.0%	OT:	3-4 75.0%							
3-Pt. FG% 1st Half:		6-10 60.0%	2nd Half:	3-7 42.9%	OT:	0-0 0.0%							
FThrow % 1st Half:		2-4 50.0%	2nd Half:	8-13 61.5%	OT:	3-4 75.0%							

#1 Maryknoll 54		TOTAL 3-POINT			REBOUNDS								
##	Player	FGM-FGA	FGM-FGA	FTM-FTA	OF-DE	TOT	PF	TP	A	TO	BLK	STL	MIN
21	Danny Danbara	* 3-9	0-5	1-3	0-2	2	1	7	0	6	0	1	33
23	Kaleb Gilmore	* 3-11	1-7	8-10	1-3	4	3	15	1	3	1	1	35
25	Joshua Burnett	* 2-6	1-5	1-2	1-2	3	5	6	0	2	0	0	22
44	Hyrum Harris	* 3-5	0-0	2-4	2-6	8	2	8	0	0	0	0	35
50	Tobias Schramm	* 4-4	0-0	3-7	4-5	9	1	11	2	1	0	0	19
05	Sean Ogata	- 0-0	0-0	0-0	0-0	0	1	0	0	0	0	3	10
24	Tobias Powell	- 0-1	0-1	2-2	0-0	0	3	2	0	1	0	0	9
33	Tamamoko Green	- 2-3	1-1	0-0	0-0	0	1	5	2	0	0	0	17
40	Tyson Kaloa	- 0-0	0-0	0-0	0-0	0	0	0	0	1	0	0	0
TM TEAM		- -	-	-	3-2	5	0	-	-	-	-	-	-
Totals.....		- 17-39	3-19	17-28	11-20	31	17	54	5	14	1	5	180
		43.6%	15.8%	60.7%									
TOTAL FG% 1st Half:		5-19 26.3%	2nd Half:	11-16 68.8%	OT:	1-4 25.0%							
3-Pt. FG% 1st Half:		2-11 18.2%	2nd Half:	1-5 20.0%	OT:	0-3 0.0%							
FThrow % 1st Half:		9-13 69.2%	2nd Half:	7-13 53.8%	OT:	1-2 50.0%							

Score by Periods	1st	2nd	3rd	4th	OT	Total	
#2 Kalaheo	16	8	15	12	9	60	Record: (17-0)
#1 Maryknoll	3	18	13	17	3	54	Record: (13-2)

Officials: Will Puchalski, Donovan Lewis Sr., Mike Ishikawa
 Technical fouls: #2 Kalaheo-None. #1 Maryknoll-None.
 Attendance: 3808

Kahuku Red Raiders vs Punahou Buffanblu
 2/25/12 7 p.m. at Blaisdell Arena

VISITORS: Kahuku Red Raiders (18-2,2-1 HHSAA)

##	Player Name	TOT-FG 3-PT			REBOUNDS									MIN
		FG-FGA	FG-FGA	FT-FTA	OF	DE	TOT	PF	TP	A	TO	BLK	S	
03	RAMIREZ,Evan..... *	1-5	0-1	0-0	0	5	5	4	2	2	3	0	1	27
05	JOHNSON,Kaweheha.... *	5-14	2-6	3-6	0	0	0	5	15	2	5	0	1	29
10	KUALII-MOE,Mason.... *	3-9	3-5	4-7	0	2	2	5	13	2	2	0	2	30
24	FISO,Mikeli..... *	3-6	0-0	0-0	2	4	6	3	6	1	0	0	1	28
33	CHING, Sam..... *	3-3	0-0	0-0	2	4	6	3	6	0	1	0	0	18
11	THOMPSON,Lasselle... *	1-1	0-0	1-2	0	3	3	2	3	0	1	0	0	6
21	AH YOU,Quayd..... *	0-0	0-0	0-0	0	0	0	0	0	1	0	0	0	1
22	AKI JR.,Danny..... *	0-1	0-0	0-0	0	1	1	1	0	0	0	0	0	5
23	BEATTY,Bronson..... *	1-1	0-0	0-0	0	1	1	1	2	1	2	0	0	10
30	MOTUGA,Devailo..... *	1-1	1-1	0-0	0	0	0	0	3	0	0	0	0	1
31	FONUUA,Benny..... *	1-2	0-0	0-0	0	0	0	3	2	0	0	0	0	5
TEAM.....					4	1	5							
Totals.....		19-43	6-13	8-15	8	21	29	27	52	9	14	0	5	160

TOTAL FG% 1st Half:	9-23	39.1%	2nd Half:	10-20	50.0%	Game:	44.2%	DEADB
3-Pt. FG% 1st Half:	3-6	50.0%	2nd Half:	3-7	42.9%	Game:	46.2%	REBS
F Throw % 1st Half:	7-12	58.3%	2nd Half:	1-3	33.3%	Game:	53.3%	3,1

HOME TEAM: Punahou Buffanblu (14-1,3-0 HHSAA)

##	Player Name	TOT-FG 3-PT			REBOUNDS									MIN
		FG-FGA	FG-FGA	FT-FTA	OF	DE	TOT	PF	TP	A	TO	BLK	S	
33	BUCKNER,DeFOREST.... c	5-9	0-0	0-2	3	7	10	2	10	2	0	2	1	25
02	TANUVASA,Jordan.... *	0-0	0-0	0-0	0	1	1	3	0	2	2	0	1	25
14	McAFEE-TORCO,Ka'aha. *	0-2	0-1	0-2	0	1	1	3	0	0	2	0	1	21
23	VELASQUEZ,Nick..... *	2-8	0-3	2-3	1	1	2	2	6	0	2	0	0	16
24	JOHNSON,Malik..... *	6-11	0-0	10-12	1	4	5	2	22	1	0	1	0	23
01	GRUEBNER,Sean..... *	2-3	1-2	0-0	0	1	1	0	5	1	1	0	1	9
03	MATSUKAWA,Bryan..... *	0-0	0-0	0-0	0	0	0	0	0	0	0	0	0	5
05	LAKALAKA,Steven..... *	0-0	0-0	1-2	1	1	2	3	1	2	3	0	3	12
11	TANIGUCHI,Mathew.... *	0-0	0-0	3-6	1	2	3	4	3	0	1	0	0	9
20	HENDERSON,Taylor.... *	2-4	0-1	0-1	0	0	0	1	4	0	0	0	0	6
32	FEY,Kupono..... *	3-4	0-0	2-4	1	2	3	1	8	2	0	1	0	8
TEAM.....											1			
Totals.....		20-41	1-7	18-32	8	20	28	21	59	10	12	4	7	159

TOTAL FG% 1st Half:	9-23	39.1%	2nd Half:	11-18	61.1%	Game:	48.8%	DEADB
3-Pt. FG% 1st Half:	1-6	16.7%	2nd Half:	0-1	0.0%	Game:	14.3%	REBS
F Throw % 1st Half:	6-13	46.2%	2nd Half:	12-19	63.2%	Game:	56.3%	5

Officials: Patrick Black-Santiago, Daniel Glass Jr., Dan Coda
 Technical fouls: Kahuku Red Raiders-None. Punahou Buffanblu-None.
 Attendance:3066

Score by Periods	1st	2nd	3rd	4th	Total
Kahuku Red Raiders.....	15	13	14	10	- 52
Punahou Buffanblu.....	14	11	14	20	- 59

KS-Kapalama vs #1 Iolani
 02/19/11 7:00 pm at Stan Sheriff Center

KS-Kapalama 64		TOTAL	3-POINT	REBOUNDS									
##	Player	FGM-FGA	FGM-FGA	FTM-FTA	OF-DE	TOT	PF	TP	A	TO	BLK	STL	MIN
10	Enos, Dyrbe	* 3-7	0-3	2-2	0-2	2	0	8	4	2	0	1	28
15	Christenson, Micah	* 7-12	2-5	5-6	3-4	7	2	21	2	2	2	2	32
21	Achong, Davis	* 2-8	0-0	0-2	0-1	1	3	4	3	1	0	4	20
22	Camanse-Stevens, Mak	* 1-5	0-1	0-0	0-2	2	0	2	0	1	1	0	18
33	Tang, Charlton	* 4-6	0-0	0-0	1-2	3	4	8	1	0	0	0	15
11	Matayoshi, Shane	- 1-3	1-2	0-0	1-1	2	0	3	4	2	0	0	15
12	Ho, Frank	- 3-6	2-3	0-2	1-0	1	2	8	0	0	0	0	14
20	Orpillia, Brandon	- 0-1	0-1	0-0	0-1	1	0	0	0	0	0	0	1
43	Yoshida, Shane	- 4-4	0-0	2-5	1-2	3	3	10	0	0	0	0	17
TM	TEAM	- -	-	-	5-0	5	0	-	-	-	-	-	-
Totals.....		- 25-52	5-15	9-17	12-15	27	14	64	14	8	3	7	160
		48.1%	33.3%	52.9%									

TOTAL FG%	1st Half:	12-28 42.9%	2nd Half:	13-24 54.2%
3-Pt. FG%	1st Half:	2-11 18.2%	2nd Half:	3-4 75.0%
F Throw %	1st Half:	0-3 0.0%	2nd Half:	9-14 64.3%

#1 Iolani 53		TOTAL	3-POINT	REBOUNDS									
##	Player	FGM-FGA	FGM-FGA	FTM-FTA	OF-DE	TOT	PF	TP	A	TO	BLK	STL	MIN
10	Simmonds, Jourdan	* 1-5	1-3	2-2	1-2	3	2	5	1	4	0	0	26
14	Saito, Reid	* 6-13	0-1	3-4	0-2	2	1	15	2	2	1	2	27
15	Scheer, Kainoa	* 2-3	0-0	3-6	4-1	5	1	7	0	1	0	0	10
20	Sukumaran, Josiah	* 3-6	0-0	0-0	2-7	9	3	6	1	1	2	0	27
22	Tulonghari, Trevyn	* 4-15	1-9	4-4	1-3	4	2	13	1	0	0	1	29
23	Vega, Gabriel	- 0-1	0-0	1-2	2-4	6	3	1	0	2	0	0	12
32	Ching, Adam	- 2-3	2-3	0-0	0-0	0	2	6	1	1	0	1	16
33	Hogan, Keahi	- 0-0	0-0	0-0	0-0	0	2	0	0	0	0	0	10
34	Pauli, Duke	- 0-0	0-0	0-0	0-0	0	1	0	0	1	0	0	3
TM	TEAM	- -	-	-	3-1	4	0	-	-	-	-	-	-
Totals.....		- 18-46	4-16	13-18	13-20	33	17	53	6	13	3	4	160
		39.1%	25.0%	72.2%									

TOTAL FG%	1st Half:	8-24 33.3%	2nd Half:	10-22 45.5%
3-Pt. FG%	1st Half:	2-7 28.6%	2nd Half:	2-9 22.2%
F Throw %	1st Half:	3-4 75.0%	2nd Half:	10-14 71.4%

Score by Periods	1st	2nd	3rd	4th	Total	Record:
KS-Kapalama	13	13	21	17	64	(16-2, 4-0 HHSAA)
#1 Iolani	9	12	14	18	53	(15-2, 2-1 HHSAA)

Officials: Mike Ishikawa, Terry Arista, Tony Collazo
 Technical fouls: KS-Kapalama-None. #1 Iolani-None.
 Attendance: 3648

KS Kapalama vs Iolani
 03/06/10 7:00pm at Stan Sheriff Center

KS Kapalama (43)		TOTAL 3-POINT			REBOUNDS								
##	Player	FGM-FGA	FGM-FGA	FTM-FTA	OF-DE	TOT	PF	TP	A	TO	BLK	STL	MIN
11	Matayoshi, Shane	* 3-8	1-5	1-1	1-2	3	2	8	2	3	0	1	27
12	Ho, Frank	- 0-4	0-3	0-0	0-0	0	0	0	0	0	0	1	7
15	Christensen, Micah	* 9-18	0-1	5-7	6-5	11	3	23	0	2	1	2	32
20	Orpillia, Branden	- 0-0	0-0	0-0	0-0	0	0	0	0	1	0	0	2
21	Auyong, Brent	- 0-0	0-0	0-0	0-0	0	1	0	0	0	0	0	4
22	Bajet, Chaz	* 3-5	0-0	0-0	0-0	0	3	6	1	1	0	1	29
31	Kuhns, Devin	- 0-1	0-0	0-0	0-2	2	1	0	0	1	0	0	13
33	Tang, Charlton	* 1-4	0-0	1-2	3-3	6	2	3	0	0	0	1	19
41	Enos, Dyrbe	* 1-10	1-5	0-0	0-4	4	3	3	0	3	0	1	27
TM	Team	- -	-	-	5-0	5	-	-	-	-	-	-	-
Totals.....		- 17-50	2-14	7-10	15-16	31	15	43	3	11	1	7	160
		34.0%	14.3%	70.0%									

TOTAL FG%	1st Half:	6-27 22.2%	2nd Half:	11-23 47.8%
3-Pt. FG%	1st Half:	2-8 25.0%	2nd Half:	0-6 0.0%
F Throw %	1st Half:	5-6 83.3%	2nd Half:	2-4 50.0%

Iolani (46)		TOTAL 3-POINT			REBOUNDS								
##	Player	FGM-FGA	FGM-FGA	FTM-FTA	OF-DE	TOT	PF	TP	A	TO	BLK	STL	MIN
10	Skalman, Andrew	* 2-4	1-3	0-0	0-0	0	1	5	3	1	1	1	28
11	Baldomero, Ammon	- 0-0	0-0	0-0	0-1	1	0	0	1	2	0	0	3
14	Saito, Reid	- 0-0	0-0	1-3	0-1	1	2	1	0	3	1	1	15
15	Arakawa, Jarrett	* 1-3	0-0	2-4	0-4	4	4	4	0	4	2	0	25
20	Sukumaran, Josiah	- 1-1	0-0	1-1	0-4	4	2	3	1	2	3	0	20
21	Chu, Kainoa	* 7-11	5-7	8-10	0-3	3	3	27	0	0	0	1	25
22	Tulonghari, Trevyn	- 2-6	0-3	0-0	0-4	4	2	4	1	1	0	0	22
24	Scheer, Kainoa	* 0-0	0-0	0-0	1-2	3	1	0	0	1	1	0	9
31	Simmonds, Jourdan	- 0-0	0-0	0-0	0-0	0	0	0	0	0	0	0	3
33	Foy, John	* 0-1	0-1	0-0	1-0	1	1	0	0	1	0	0	4
34	Vega, Gabriel	- 1-2	0-0	0-0	0-1	1	0	2	0	0	2	1	6
TM	TEAM	- -	-	-	0-0	0	-	-	-	-	-	-	-
Totals.....		- 14-28	6-14	12-18	2-20	22	16	46	6	15	10	4	160
		50.0%	42.9%	66.7%									

TOTAL FG%	1st Half:	5-15 33.3%	2nd Half:	9-13 69.2%
3-Pt. FG%	1st Half:	2-8 25.0%	2nd Half:	4-6 66.7%
F Throw %	1st Half:	3-5 60.0%	2nd Half:	9-13 69.2%

Score by Periods	1st	2nd	3rd	4th	Total	
KS Kapalama	12	7	12	12	43	Record: (16-5)
Iolani	2	13	20	11	46	Record: (15-2)

Officials: Brian Barr, Ron Gouchenour, Pat Silva
 Technical fouls: KS Kapalama-None. Iolani-None.
 Attendance: 5407

Kahuku "Red Raiders" vs Kamehameha-Kapalama "Warriors"
 3/7/09 7:00pm at Blaisdell Arena

VISITORS: Kahuku "Red Raiders" 19-2, 2-1 HHSAA

##	Player Name	TOT-FG 3-PT			REBOUNDS									
		FG-FGA	FG-FGA	FT-FTA	OF	DE	TOT	PF	TP	A	TO	BLK	S	MIN
05	GALEAI, Jray..... *	1-9	1-4	2-6	1	1	2	5	5	3	2	0	2	15
10	AH HOY, Irwin..... *	1-6	1-5	1-2	3	2	5	3	4	3	4	0	1	27
21	AKINA, Nehoa..... *	3-11	2-6	4-4	0	0	0	2	12	0	6	0	1	26
50	SCHWENKE, Kona..... *	0-4	0-0	8-10	4	4	8	3	8	1	1	0	0	24
51	FEAGAI, Christian... *	2-2	0-0	0-0	1	1	2	2	4	1	0	0	0	23
03	DAMUNI, Mikeli.....	0-0	0-0	2-2	0	1	1	0	2	0	1	0	0	10
15	KAKA, Sage.....	0-1	0-1	0-0	0	0	0	0	0	0	0	0	0	4
20	NAUAAHI, Kohl.....	1-6	1-4	0-0	1	2	3	3	3	0	1	1	0	15
22	KAKA, Jackson.....	0-0	0-0	0-0	0	1	1	0	0	0	0	0	0	2
32	THOMPSON, Shairone..	3-4	0-0	1-4	3	4	7	0	7	0	0	0	1	14
	TEAM.....				2	1	3				1			
	Totals.....	11-43	5-20	18-28	15	17	32	18	45	8	16	1	5	160

TOTAL FG% 1st Half:	3-23	13.0%	2nd Half:	8-20	40.0%	Game:	25.6%	DEADB
3-Pt. FG% 1st Half:	1-11	9.1%	2nd Half:	4-9	44.4%	Game:	25.0%	REBS
F Throw % 1st Half:	8-10	80.0%	2nd Half:	10-18	55.6%	Game:	64.3%	4,1

HOME TEAM: Kamehameha-Kapalama "Warriors" 14-1, 3-0 HHSA

##	Player Name	TOT-FG 3-PT			REBOUNDS									
		FG-FGA	FG-FGA	FT-FTA	OF	DE	TOT	PF	TP	A	TO	BLK	S	MIN
14	CHRISTENSON, Micah.. *	4-13	0-5	3-4	1	4	5	3	11	1	1	3	2	28
22	BAJET, Chaz..... *	2-4	0-2	1-2	0	4	4	3	5	1	1	0	2	22
24	MINNS, Pi`i..... *	8-15	2-6	2-4	0	2	2	2	20	0	9	2	3	24
31	DEREGO, Auwae..... *	0-4	0-0	5-8	3	5	8	3	5	0	3	0	1	21
34	VIENA, Blake..... *	1-2	0-0	3-4	3	0	3	4	5	1	0	0	0	21
10	KAMANO, Edmund.....	0-1	0-0	1-3	4	0	4	0	1	2	3	0	0	12
23	DUMLAO, Brandon.....	0-0	0-0	0-0	0	0	0	0	0	0	0	0	0	7
32	BODE, Shawn.....	0-0	0-0	0-0	0	0	0	0	0	1	1	0	0	2
33	KA`AI, Koa.....	0-0	0-0	0-0	1	1	2	3	0	0	0	0	1	13
35	TERAMAE-KAEHUAEA, D.	0-1	0-0	0-0	0	1	1	2	0	0	0	0	0	10
	TEAM.....						3	3						
	Totals.....	15-40	2-13	15-25	12	20	32	20	47	6	18	5	9	160

TOTAL FG% 1st Half:	8-22	36.4%	2nd Half:	7-18	38.9%	Game:	37.5%	DEADB
3-Pt. FG% 1st Half:	2-6	33.3%	2nd Half:	0-7	0.0%	Game:	15.4%	REBS
F Throw % 1st Half:	4-6	66.7%	2nd Half:	11-19	57.9%	Game:	60.0%	5,3

Officials: Mason Souza, King Whetstone, Kirk Hottendorf

Technical fouls: Kahuku "Red Raiders"-TEAM. Kamehameha-Kapalama "Warriors"-None.

Attendance: 5208

Score by Periods	1st	2nd	3rd	4th	Total
Kahuku "Red Raiders".....	9	6	16	14	- 45
Kamehameha-Kapalama "Warriors"	12	10	8	17	- 47

Points in the paint-KAHUKU 12,KS-K 18. Points off turnovers-KAHUKU 12,KS-K 11.
 2nd chance points-KAHUKU 13,KS-K 11. Fast break points-KAHUKU 0,KS-K 0.
 Bench points-KAHUKU 12,KS-K 1. Score tied-7 times. Lead changed-5 times.
 Last FG-KAHUKU 4th-00:10, KS-K 4th-01:23.
 Largest lead-KAHUKU by 4 4th-07:52, KS-K by 7 1st-02:41.

Punahou vs KS Hawaii
 02/23/08 8:00pm at Neal Blaisdell Arena

Punahou 41		TOTAL	3-POINT	REBOUNDS									
##	Player	FGM-FGA	FGM-FGA	FTM-FTA	OF-DE	TOT	PF	TP	A	TO	BLK	STL	MIN
03	Hilliard,Dalton	* 0-3	0-1	1-2	0-3	3	1	1	3	4	1	0	28
05	Toma,Robert	* 2-6	1-4	2-2	0-0	0	1	7	1	0	0	1	29
22	Te'o,Manti	* 2-3	0-0	2-4	1-1	2	3	6	0	2	1	0	21
30	Steinhoff,Kameron	* 5-15	0-1	3-4	3-9	12	2	13	1	3	2	2	30
32	Crabb,Trevor	* 5-10	0-0	0-0	2-5	7	2	10	2	1	2	0	24
12	Yoshiyama,Shane	- 0-1	0-1	0-0	1-1	2	1	0	0	1	0	0	8
15	Cassiday,Henry	- 2-3	0-0	0-0	1-2	3	1	4	2	1	0	0	20
31	GAddis,Kai	- 0-0	0-0	0-0	1-0	1	0	0	0	0	0	0	1
TM	Team	- -	-	-	1-0	1	0	-	-	-	-	-	-
Totals.....		- 16-41	1-7	8-12	10-21	31	11	41	9	12	6	3	161
		39.0%	14.3%	66.7%									

TOTAL FG%	1st Half:	8-21 38.1%	2nd Half:	8-20 40.0%
3-Pt. FG%	1st Half:	1-5 20.0%	2nd Half:	0-2 0.0%
F Throw %	1st Half:	6-10 60.0%	2nd Half:	2-2 100.0%

KS Hawaii 38		TOTAL	3-POINT	REBOUNDS									
##	Player	FGM-FGA	FGM-FGA	FTM-FTA	OF-DE	TOT	PF	TP	A	TO	BLK	STL	MIN
03	Kackley,Russell	* 1-2	0-1	0-0	1-1	2	4	2	1	1	0	1	30
13	Kekaualua,Isaiah	* 1-5	1-4	0-0	0-1	1	1	3	2	1	0	0	31
23	Kramer,Kealoha	* 3-11	0-2	1-1	5-2	7	2	7	2	3	0	0	24
24	Collins,Colton	* 1-7	0-0	0-0	0-2	2	1	2	3	0	0	1	30
32	Rosehill,Hogan	* 9-18	2-3	0-0	4-7	11	2	20	1	1	0	0	28
11	Cazimero,Kawika	- 0-3	0-1	2-2	0-1	1	0	2	1	0	0	0	6
20	Soares,Kulani	- 0-1	0-0	2-2	0-0	0	2	2	1	2	0	0	8
21	Waltjen,Cody	- 0-0	0-0	0-0	0-0	0	0	0	0	0	0	0	3
TM	Team	- -	-	-	0-0	0	0	-	-	-	-	-	-
Totals.....		- 15-47	3-11	5-5	10-14	24	12	38	11	8	0	2	160
		31.9%	27.3%	100 %									

TOTAL FG%	1st Half:	8-22 36.4%	2nd Half:	7-25 28.0%
3-Pt. FG%	1st Half:	1-5 20.0%	2nd Half:	2-6 33.3%
F Throw %	1st Half:	2-2 100.0%	2nd Half:	3-3 100.0%

Score by Periods	1st	2nd	3rd	4th	Total	
Punahou	7	16	10	8	41	Record: (14-3)
KS Hawaii	12	7	14	5	38	Record: (15-3)

Officials: Pat Silva, Tony Collazo, Jose Irizzary
 Technical fouls: Punahou-None. Kamehameha Schools-Hawaii-None.
 Attendance: 4124

Kaimuki Bulldogs vs Punahou Buffanblu
 02/23/07 08:10pm at Stan Sheriff Center

VISITORS: Kaimuki Bulldogs (14-5), (3-0)

##	Player Name	TOT-FG 3-PT			REBOUNDS									MIN
		FG-FGA	FG-FGA	FT-FTA	OF	DE	TOT	PF	TP	A	TO	BLK	S	
10	Colon, Daniel..... *	5-11	0-3	1-2	1	4	5	3	11	2	5	0	0	32
13	Madamba, Brandon..... *	0-1	0-1	0-2	0	3	3	2	0	3	4	0	1	32
20	Nahinu, Makalii..... *	2-5	1-1	0-0	2	1	3	1	5	2	1	0	1	23
24	Reyes, Keone..... *	5-7	1-1	10-11	3	4	7	4	21	1	3	0	0	19
32	Albrechtson, Beau.... *	4-12	0-0	8-8	4	12	16	3	16	0	1	2	1	32
11	Ramos-Dias, Chezz....	0-0	0-0	0-0	0	0	0	1	0	0	1	0	0	0+
12	Cabudol, Craig.....	0-0	0-0	0-0	0	0	0	0	0	0	1	0	0	1
14	Lim, Bryan.....	0-0	0-0	0-0	0	0	0	1	0	0	0	0	0	0+
15	Nicola, Chauncey.....	1-2	0-0	0-0	0	0	0	2	2	0	1	0	0	16
21	Cookman, Kamahoi.....	0-0	0-0	0-0	0	0	0	0	0	0	0	0	0	0+
23	Kakitani, Ryan.....	0-0	0-0	0-1	0	0	0	0	0	0	0	0	0	0+
25	Faleao, Perry.....	0-0	0-0	0-0	0	0	0	0	0	0	0	0	0	0+
31	Tautofi, Desmond.....	2-3	0-0	2-3	0	3	3	0	6	1	0	1	0	5
33	Namdrik, Preacher....	0-0	0-0	0-0	0	0	0	0	0	0	0	0	0	0+
	TEAM.....						3	3						
	Totals.....	19-41	2-6	21-27	10	30	40	17	61	9	17	3	3	160

TOTAL FG% 1st Half:	10-26	38.5%	2nd Half:	9-15	60.0%	Game:	46.3%	DEADB
3-Pt. FG% 1st Half:	2-6	33.3%	2nd Half:	0-0	0.0%	Game:	33.3%	REBS
F Throw % 1st Half:	6-7	85.7%	2nd Half:	15-20	75.0%	Game:	77.8%	1

HOME TEAM: Punahou Buffanblu (13-2), (2-1)

##	Player Name	TOT-FG 3-PT			REBOUNDS									MIN
		FG-FGA	FG-FGA	FT-FTA	OF	DE	TOT	PF	TP	A	TO	BLK	S	
12	Ostrowski, Jeremiah.. *	6-17	1-7	1-4	0	1	1	5	14	0	1	0	3	27
23	Hilliard, Dalton..... *	2-6	1-4	1-2	2	2	4	0	6	3	1	0	3	29
30	Cassiday, Henry..... *	0-1	0-1	0-0	0	1	1	2	0	3	1	0	1	17
42	Steinhoff, Kameron... *	4-7	0-0	1-2	1	1	2	5	9	1	1	0	1	26
50	McLachlin, Spencer... *	6-12	1-4	1-2	2	6	8	2	14	3	2	3	0	31
10	Toma, Robert.....	0-0	0-0	0-0	0	0	0	0	0	0	0	0	0	1
20	Makaula, Kimo.....	2-8	1-4	0-0	1	2	3	1	5	0	0	0	0	8
21	Okamura, Dane.....	0-0	0-0	0-0	0	0	0	0	0	0	0	0	0	0+
22	Whitford, Kyle.....	0-6	0-5	0-0	1	0	1	3	0	0	1	0	1	12
31	Hawkins, Ted.....	0-0	0-0	0-0	0	0	0	1	0	0	0	0	0	8
40	McFadden, Sean.....	1-2	0-1	1-1	0	0	0	0	3	0	0	0	0	0+
41	Crabb, Trevor.....	0-0	0-0	0-0	0	0	0	1	0	0	0	0	1	1
51	Shibuya, Casey.....	0-0	0-0	0-0	0	0	0	0	0	0	0	0	0	0+
52	Dacanay, Marc.....	0-0	0-0	2-2	1	0	1	0	2	0	0	0	0	0+
	TEAM.....						1	1						
	Totals.....	21-59	4-26	7-13	9	13	22	20	53	10	7	3	10	160

TOTAL FG% 1st Half:	11-26	42.3%	2nd Half:	10-33	30.3%	Game:	35.6%	DEADB
3-Pt. FG% 1st Half:	3-10	30.0%	2nd Half:	1-16	6.3%	Game:	15.4%	REBS
F Throw % 1st Half:	3-8	37.5%	2nd Half:	4-5	80.0%	Game:	53.8%	5,4

Officials: Donovan Lewis, Louis Fuentes, Pat Silva
 Technical fouls: Kaimuki Bulldogs-None. Punahou Buffanblu-None.
 Attendance: 6516

Score by Periods	1st	2nd	3rd	4th	Total
Kaimuki Bulldogs.....	12	16	10	23	- 61
Punahou Buffanblu.....	15	13	7	18	- 53

KAIMUKI "BULLDOGS" vs IOLANI "RAIDERS"
 2/24/06 8:00 pm at Stan Sheriff Center

VISITORS: KAIMUKI "BULLDOGS" (11-2)

##	Player Name	TOT-FG 3-PT			REBOUNDS										
		FG-FGA	FG-FGA	FT-FTA	OF	DE	TOT	PF	TP	A	TO	BLK	S	MIN	
10	Colon, Daniel..... *	2-7	0-2	1-2	0	2	2	4	5	3	5	0	1	30	
11	Higa, Alika.....	1-1	0-0	0-2	0	0	0	0	2	0	0	0	0	2	
12	Cabudol, Craig.....	1-1	0-0	0-0	0	0	0	0	2	0	0	0	0	0+	
14	Lim, Bryan.....	0-0	0-0	0-0	0	0	0	0	0	0	0	0	0	0+	
15	Dela Calzada, Shaun. *	2-7	0-0	0-0	3	2	5	4	4	0	4	0	1	24	
20	Seto-Mook, Swaine...	1-1	0-0	0-0	0	0	0	0	2	0	0	0	0	0+	
21	Ramos-dias, Shadrach	0-0	0-0	1-2	0	3	3	3	1	0	1	0	0	10	
22	Pyo, Thomas.....	0-0	0-0	0-0	0	0	0	0	0	0	0	0	0	1	
23	Miyasaka, Phillip...	0-0	0-0	0-0	0	0	0	0	0	0	0	0	0	0+	
24	Reyes, Keone..... *	6-7	1-1	5-9	0	4	4	4	18	0	4	0	2	30	
31	Shiu, Jarett..... *	0-7	0-5	0-0	0	1	1	3	0	2	4	0	2	32	
32	Albrechtson, Beau... *	3-6	0-1	1-2	3	3	6	2	7	1	1	0	2	30	
TEAM.....					1		1								
Totals.....		16-37	1-9	8-17	7	15	22	20	41	6	19	0	8	159	

TOTAL FG% 1st Half:	4-15	26.7%	2nd Half:	12-22	54.5%	Game:	43.2%	DEADB
3-Pt. FG% 1st Half:	0-5	0.0%	2nd Half:	1-4	25.0%	Game:	11.1%	REBS
F Throw % 1st Half:	1-5	20.0%	2nd Half:	7-12	58.3%	Game:	47.1%	6

HOME TEAM: IOLANI "RAIDERS" (13-2)

##	Player Name	TOT-FG 3-PT			REBOUNDS										
		FG-FGA	FG-FGA	FT-FTA	OF	DE	TOT	PF	TP	A	TO	BLK	S	MIN	
10	Marciel, Kela.....	0-1	0-0	0-0	0	0	0	1	0	0	0	0	0	2	
12	Nip, Vinny..... *	4-6	1-2	2-4	1	2	3	1	11	1	2	0	0	18	
20	Kang, Barry..... *	2-4	0-0	5-5	1	1	2	1	9	0	1	0	3	18	
21	Dung, Ryan.....	0-1	0-1	0-0	0	1	1	1	0	3	2	0	0	13	
22	Miyahira, Case.....	2-5	2-4	0-0	0	0	0	1	6	0	0	0	0	13	
23	Mounts, Taylor.....	0-0	0-0	0-0	0	0	0	1	0	0	0	0	0	5	
24	Kealoha, Kekai.....	1-2	1-1	1-2	0	2	2	2	4	0	0	0	0	16	
25	Shoji, Kawika..... *	3-9	0-2	4-4	2	5	7	2	10	2	4	0	2	24	
30	Wong, Berton.....	0-0	0-0	0-0	0	0	0	0	0	0	1	0	0	0+	
31	Ball, Brandon.....	0-0	0-0	0-0	0	0	0	0	0	0	0	0	0	0+	
32	Takamura, Jon..... *	3-4	0-0	0-1	2	1	3	1	6	0	1	0	2	18	
33	Nobriga, Liloa.....	1-3	0-0	4-6	2	2	4	4	6	2	3	0	0	18	
34	Yama, Blayne.....	0-0	0-0	0-0	0	1	1	0	0	0	1	0	0	1	
40	Marciel, Wally..... *	0-2	0-0	2-2	1	1	2	0	2	2	1	0	2	10	
42	Kepoo, Kiran.....	0-0	0-0	0-0	0	0	0	0	0	0	0	0	1	2	
TEAM.....					1		1		1						
Totals.....		16-37	4-10	18-24	9	17	26	15	54	10	17	0	10	158	

TOTAL FG% 1st Half:	7-21	33.3%	2nd Half:	9-16	56.3%	Game:	43.2%	DEADB
3-Pt. FG% 1st Half:	3-7	42.9%	2nd Half:	1-3	33.3%	Game:	40.0%	REBS
F Throw % 1st Half:	0-0	0.0%	2nd Half:	18-24	75.0%	Game:	75.0%	3

Officials: Ryan Wells, Pat Silva, Alton Mamiya

Technical fouls: KAIMUKI "BULLDOGS"-None. IOLANI "RAIDERS"-None.

Attendance:

Score by Periods	1st	2nd	3rd	4th	Total
KAIMUKI "BULLDOGS".....	4	5	10	22	- 41
IOLANI "RAIDERS".....	5	12	21	16	- 54

Kahuku vs. Iolani
 2/26/2005, 8:00pm at Neal Blaisdell Arena

Kahuku (51)	TOTAL		3-POINT									
Player	FGM-FGA	FGM-FGA	FTM-FTA	REB	PF	TP	A	TO	BLK	STL	MIN	
Devin Unga	6-11	0-2	2-3	12	4	14	1	4	0	1	29	
Shane Hayden	4-14	3-12	0-0	1	4	11	1	2	0	0	26	
Josh Wily	1-3		0-0	1	1	2	0	1	0	0	12	
Junior Ale	3-9	1-5	1-1	5	3	8	1	2	0	1	30	
Clint Parks	3-11	0-1	1-1	3	5	7	2	4	0	0	22	
Kevin Unga	2-5		3-8	8	4	7	2	3	1	0	26	
Teo	0-0		0-0	0	0	0	0	0	0	0	0+	
Viliami Tilini	1-1		0-0	4	1	2	0	0	0	1	8	
Micah Wily	0-0		0-0	0	2	0	1	1	0	0	7	
Team	-	-	-	3		-	-	-	-	-	-	
Totals.....	-	20-54	4-20	37	24	51	8	17	1	3	160	
		37.0%	20.0%									

Iolani (62)	TOTAL		3-POINT									
Player	FGM-FGA	FGM-FGA	FTM-FTA	REB	PF	TP	A	TO	BLK	STL	MIN	
Aaron Young	0-0		0-0	0	0	0	0	0	0	0	0+	
Vinny Nip	4-11	1-3	0-0	4	3	9	2	2	0	2	32	
Barry Kang	0-0		1-2	0	1	1	0	1	0	0	12	
Ryan Dung	0-2		5-6	3	1	5	0	2	0	0	18	
Kyson Morikuni	0-0		0-0	0	0	0	0	0	0	0	0+	
Taylor Mounts	0-0		0-0	0	0	0	0	0	0	0	0+	
Kekai Kealoha	1-1		0-0	0	0	2	1	0	0	1	2	
Kawika Shoji	2-8	0-1	2-2	7	3	6	3	0	0	2	32	
Kyle Pape	7-15	1-5	12-14	4	1	27	1	1	0	1	32	
Jon Takamura	1-1		0-1	3	4	2	1	2	0	0	12	
Wes Eberlin	0-0		1-2	0	0	1	0	0	0	0	1	
Blayne Yama	0-0		0-0	0	0	0	0	0	0	0	0+	
Wally Marciel	4-5		1-4	6	3	9	2	1	0	1	17	
Kiran Kepoo	0-0		0-0	0	0	0	0	0	0	0	0+	
Team	-	-	-	2	-	-	-	1	-	-	-	
Totals.....	-	19-43	2-9	29	16	62	10	10	0	7	160	
		44.2%	22.2%									

Score by Periods	1st	2nd	3rd	4th	Total
Kahuku	9	10	13	19	51
Iolani	17	15	10	20	62

Officials: Thomas Yoshida, Ryan Sueoka, Clifford Rodrigues
 Technical fouls: none
 Attendance: 4205

Kalaheo vs. Iolani
 2/28/2004, 8:00pm at Neal Blaisdell Arena

Kalaheo (54)	TOTAL		3-POINT								
Player	FGM-FGA	FGM-FGA	FTM-FTA	REB	PF	PTS	A	TO	BLK	STL	MIN
Matt Nakashima	1-7	0-5	1-2	1	4	3	4	4	0	3	23
Theo Fujita	4-6	2-4	1-1	4	0	11	2	2	0	1	26
William Elliott	5-10	4-8	0-0	2	2	14	0	2	0	1	23
Neil Bowers	3-8	0-3	1-1	1	4	7	3	4	0	0	28
Sam Wilhoite	6-10		5-6	14	1	17	2	3	0	1	32
Chris Tumaneng	0-0		0-0	0	2	0	0	1	0	0	8
Joshua Perry	0-0		0-0	0	0	0	1	0	0	0	1
David Moore	1-4	0-1	0-0	3	4	2	0	0	0	1	19
Daniel Phair	0-0		0-0	0	0	0	0	0	0	0	0+
Team				2				1			
Totals.....	20-45	6-21	8-10	27	17	54	12	17	1	7	160
	44.4%	28.6%	80.0%								

Iolani (64)	TOTAL		3-POINT								
Player	FGM-FGA	FGM-FGA	FTM-FTA	REB	PF	PTS	A	TO	BLK	STL	MIN
Ryan Hirata	4-11	2-4	0-0	6	2	10	0	0	0	2	22
Todd Blankenship	5-11		1-2	3	2	11	0	1	0	0	26
Derrick Low	8-17	2-4	6-8	8	1	24	3	4	0	0	30
Kyle Pape	3-5		0-1	5	3	6	1	1	0	1	25
James Street	0-0		0-0	0	0	0	0	0	0	0	3
Vinny Nip	0-0		0-0	0	0	0	0	0	0	0	2
Jon Yasuda	2-3		0-1	2	1	4	3	0	0	1	20
Zach Tollefson	2-5	1-2	4-5	4	3	9	0	1	0	3	19
Kawika Shoji	0-1		0-0	0	0	0	0	0	0	0	2
Sean Carney	0-0		0-0	1	2	0	0	1	1	0	11
Team				2							
Totals.....	24-53	5-10	11-17	31	14	64	7	8	1	7	160
	45.3%	50.0%	64.7%								

Score by Periods	1st	2nd	3rd	4th	Total	
Kalaheo	11	21	15	7	54	Kalaheo (15-2)
Iolani	11	24	12	17	64	Iolani (17-0)

Officials: Louis Fuentes, Ryan Wells, Ryan Sueoka
 Technical fouls: none
 Attendance: 4713

Saint Louis vs. Iolani
 3/01/2003, 8:00pm at Neal Blaisdell Arena

Saint Louis	TOTAL		3-POINT									
Player	FGM-FGA	FGM-FGA	FTM-FTA	REB	PF	PTS	A	TO	BLK	STL	MIN	
Desmond Hanohano	3-7		3-4	6	1	9	1	0	0	1	23	
Timo Paepule	3-8		0-0	7	3	7	0	0	0	2	15	
Keao Monteilh	0-1		0-0	1	3	0	1	0	0	0	15	
Jonah Lakatani	4-9		0-0	3	4	9	3	5	0	1	25	
Jason Rivers	2-16	2-6	1-5	6	2	7	1	3	1	0	28	
B.J. Batts	1-5	1-5	0-0	2	4	2	0	2	0	2	20	
Douglas Adachi	0-3		0-0	1	0	0	0	0	0	0	13	
Ryan Brilhante	0-1		0-0	0	0	0	0	0	0	0	1	
Tavita Thompson	1-1	1-1	1-1	1	0	3	0	0	0	0	4	
Brandon Va'a	0-1		0-0	1	0	0	0	0	0	0	1	
Wilso Afoa	0-3		0-0	1	1	0	0	2	0	0	15	
Totals.....	14-55	4-19	5-10	35	18	37	6	12	1	6	160	
	25.4%	21.1%	50.0%									

Iolani (61)	TOTAL		3-POINT									
Player	FGM-FGA	FGM-FGA	FTM-FTA	REB	PF	PTS	A	TO	BLK	STL	MIN	
Sean Carney	1-1		0-0	2	1	2	2	1	1	0	12	
Bobby Nash	7-14		1-2	6	4	15	2	4	1	1	28	
Todd Blankenship	1-1		1-1	3	0	3	0	0	0	1	12	
Derrick Low	3-7	2-2	5-7	0	1	13	3	3	0	1	28	
Ryan Hirata	2-5	1-4	2-2	5	2	7	4	0	0	0	25	
Vincent Nip	1-1	1-1	0-0	0	0	3	0	0	0	0	2	
Jon Yasuda	0-1		0-0	0	1	0	0	1	0	0	7	
Zachary Tollefson	1-1		7-9	3	2	9	0	1	0	1	18	
Kyle Pape	3-3		0-0	4	1	6	1	0	0	1	18	
Robert Mageo	0-0		0-0	0	0	0	0	0	0	0	2	
Matt Choy	1-1		0-0	0	0	2	0	0	0	0	2	
Chad Miller	0-0		0-0	0	0	0	0	0	0	0	2	
Robert Eberlin	0-1		1-2	1	1	1	1	0	1	0	4	
Totals.....	20-36	4-10	17-23	26	13	61	13	10	3	5	160	
	55.6%	40.0%	73.9%									

Score by Periods	1st	2nd	3rd	4th	Total	
Saint Louis	7	10	11	9	37	Saint Louis (14-4)
Iolani	16	11	22	12	61	Iolani (17-0)

Officials: Louie Fuentes, Francis Kau, Herbert Hew Len

Technical fouls: none

Attendance: 4741

Iolani vs. Kalaheo
 2/23/2002, 8:00pm at Neal Blaisdell Arena

Iolani (58) Player	TOTAL		3-POINT		REB	PF	PTS	A	TO	BLK	STL
	FGM-FGA	FGM-FGA	FTM-FTA	FTM-FTA							
Jon Grobe	1-3	0-1	0-0	0-0	6	4	2	0	1	2	
Derrick Low	12-16	2-3	7-9	7-9	2	2	33	0			
Zach Tollefson	0-0		0-0	0-0	0	0	0	0			
Bobby Webster	4-8	1-2	0-3	0-3	3	1	9	4			
Bronson Melemai	0-0		0-0	0-0	0	0	0	0			
Robert Mageo	0-1		0-0	0-0	1	0	0	0			
Matt Choy	0-0		0-0	0-0	0	0	0	0			
Bobby Nash	3-6	0-1	4-5	4-5	6	3	10	1			
Joe Udell	0-0		0-0	0-0	0	0	0	1			
Chad Miller	0-0		0-0	0-0	0	0	0	0			
Kawika Nakoa	0-0		0-0	0-0	0	0	0	0			
Gage Eberlin	0-0		0-0	0-0	0	0	0	0			
Todd Blankenship	0-0		0-0	0-0	0	1	0	0			
Ryan Kilborn	0-0		0-0	0-0	0	0	0	0			
Tyler McCready	2-5		0-0	0-0	5	2	4	1			
Donny Mateaki	0-0		0-0	0-0	0	0	0	0			
Team	-	-	-	-	3	-	-	-			
Totals.....	22-39	3-7	11-19	11-19	23	13	58	7	10	1	2
	56.4%	42.9%	57.9%	57.9%							

Kalaheo (57) Player	TOTAL		3-POINT		REB	PF	PTS	A	TO	BLK	STL
	FGM-FGA	FGM-FGA	FTM-FTA	FTM-FTA							
Charles Elliot	1-5	0-2	0-0	0-0	2	3	2	1			
Michael Gayle	3-6	1-3	0-1	0-1	2	2	7	0			1
James Robertson	0-0		0-0	0-0	0	1	0	0			
Max Anton	0-0		0-0	0-0	0	0	0	0			
Shaine Harada	0-0		0-0	0-0	2	4	0	2			
Ikaika Alama-Francis	8-13	2-4	3-4	3-4	5	1	21	0			
William Elliot	0-0		0-0	0-0	0	0	0	0			
Zane Cabral	0-0		0-0	0-0	0	0	0	0			
Neil Bowers	0-0		0-0	0-0	0	0	0	0			
Justin Pedrina	1-3	1-3	2-2	2-2	1	3	5	2			3
D.C. Daniels	6-12	2-2	6-8	6-8	8	2	20	1	1		
Theo Fujita	0-0		0-0	0-0	0	0	0	0			
Michael Garcia	0-0		0-0	0-0	1	0	0	0			
Jeremy Neufeldt	0-0		0-0	0-0	0	0	0	0			
Sam Wilhoite	1-3		0-0	0-0	2	3	2	1			
Team	-	-	-	-	3		0	0			
Totals.....	20-42	6-14	11-15	11-15	25	19	57	7	8	1	4
	47.6%	42.9%	73.3%	73.3%							

Score by Periods	1st	2nd	3rd	4th	Total	
Iolani	14	19	10	15	58	Iolani (15-0)
Kalaheo	10	16	12	19	57	Kalaheo (15-1)

Officials:
 Technical fouls: none
 Attendance: 4091

Iolani vs. Kalaheo
 2/24/2001, 8 p.m. at Stan Sheriff Center

Iolani (60)		TOTAL 3-POINT									
Player	FGM-FGA	FGM-FGA	FTM-FTA	REB	PF	PTS	A	TO	BLK	STL	MIN
Derrick Low	3-12	1-2	8-11	8	4	15	4			2	32
Travis McGaughy	4-10	1-7	1-2	1	5	10	0				12
Bobby Webster	1-8	0-5	0-0	5	3	2	2			1	32
Robert Mageo	2-3	0-1	0-0	1	1	4	0				3
Bronson Melemai	0-0		0-0	1	2	0	0				15
Bobby Nash	9-13	1-1	4-9	7	5	23	0			1	32
Tyler McCreedy	1-4	0-1	4-7	5	4	6	0	1			30
Joe Udell	0-0		0-0	0	1	0	0				2
Jon Grobe	0-1	0-1	0-0	0	1	0	0				2
Team				4							
Totals.....	20-51	3-18	17-29	32	26	60	6	10	1	4	160
	39.2%	16.7%	58.6%								

Kalaheo (68)		TOTAL 3-POINT									
Player	FGM-FGA	FGM-FGA	FTM-FTA	REB	PF	PTS	A	TO	BLK	STL	MIN
C.J. Kaimiloa	2-5	0-2	0-0	3	1	4	0				14
Skyler Wilson	4-12	1-3	8-11	6	4	17	0				32
Mikey Lefever	0-0		0-0	0	0	0	0				0+
James Robertson	0-0		0-0	0	0	0	0				0+
Nate Ijima	0-0		0-0	0	0	0	0				2
Shaydon Marumoto	0-3	0-1	0-0	0	2	0	5			1	29
Ikaika Alama-Francis	4-7	0-3	2-4	8	4	10	1	1	1	1	23
Shaine Harada	0-0		0-0	0	0	0	0				0+
Charles Elliott	0-0		0-0	0	0	0	0				0+
Aubrey Bradley	0-4		0-0	1	3	0	0				7
Justin Pedrina	0-0		0-0	0	1	0	0				6
D.C. Daniels	6-15	0-1	18-22	14	3	30	0	3			29
Keoki Duarte	1-2		3-7	1	3	5	0			1	8
Michael Garcia	0-0		0-0	0	0	0	0				0+
Remington Chun	1-1		0-0	1	2	2	0				6
Team				3							
Totals.....	18-46	1-10	31-44	37	23	68	6	8	4	3	160
	39.1%	10.0%	70.5%								

Score by Periods	1st	2nd	3rd	4th	Total	
Iolani	10	6	15	29	60	Iolani (13-2)
Kalaheo	13	17	9	29	68	Kalaheo (16-0)

Officials: Mason Souza, Cliff Rodrigues, Ryan Wells
 Technical fouls: Kalaheo (2): Duarte, Chun
 Attendance: 4457

#2 Saint Louis vs. #1 Hilo
 2/25/2000, 8 p.m. at Stan Sheriff Center

#2 Saint Louis (55)		TOTAL		3-POINT											
Player	FGM-FGA	FGM-FGA	FTM-FTA	REB	PF	PTS	A	TO	BLK	STL	MIN				
Joey Borja	1-5		0-0	1	5	2	2			1	16				
Enoch McKeague	5-7	1-2	2-2	3	4	13	0			0	20				
John Paul Kanoa	2-4		1-2	9	3	5	1			1	27				
Junior Wong	4-12	3-5	8-12	0	0	19	2			4	32				
Kalvin Koverman	2-4	1-1	2-7	4	4	7	2			2	20				
Bobby Tappy	0-1		0-0	0	1	0	0				0+				
Jose Vidad	0-0		0-2	2	1	0	0				6				
Adam Dreher	0-0		0-2	0	0	0	1			1	1				
Brenden Clement	0-0		0-0	0	0	0	0				5				
Jason Rivers	1-3		5-6	2	5	7	0			1	21				
Sanoe Mokuahi	0-0		2-2	3	2	12	1				12				
Team				1											
Totals.....	15-36	5-10	20-35	25	25	55	9	26	0	10	160				
	41.7%	50.0%	57.1%												

#1 Hilo (68)		TOTAL		3-POINT											
Player	FGM-FGA	FGM-FGA	FTM-FTA	REB	PF	PTS	A	TO	BLK	STL	MIN				
Jason Mandaquit	5-10		6-10	0	4	16	4			6	31				
Wesley Martinez	6-6		4-6	8	4	16	2			4	28				
Kimo Keiter-Charles	6-10	1-3	3-4	5	5	16	0			2	23				
Napela Naniole	2-11		4-5	5	4	8	2		1	0	29				
Holoakea Nathaniel	4-7	2-5	0-0	5	4	10	2			0	25				
Bryson Moses	0-0		0-2	0	1	0	0			2	9				
Preston Jarneski	0-0		2-2	0	4	2	0			1	10				
Tyson Takiue	0-1		0-0	0	1	0	0			0	1				
Chris Kanakaole	0-1		0-2	1	0	0	0			0	4				
Team				4											
Totals.....	23-46	3-8	19-31	28	27	68	10	20	0	15	160				
	50.0%	37.5%	61.3%												

Score by Periods	1st	2nd	3rd	4th	Total	
Saint Louis	10	15	12	18	55	(12-3)
Hilo	22	13	10	23	68	(14-1)

Officials: Sam Delos Reyes, Mason Souza, Ryan Sueoka
 Technical fouls: none
 Attendance: 4486

#2 Punahou vs. #1 Kalaheo
 Feb. 19, 1999, 8 p.m. at Stan Sheriff Center

#2 Punahou (51)	TOTAL		3-POINT								
Player	FGM-FGA	FGM-FGA	FTM-FTA	REB	PF	PTS	A	TO	BLK	STL	
Blair Suzuki	1-5	0-1	0-10	3	4	2	2				
Noah Wee	1-4		0-1	4	1	2					
Ryan Saito	0-1		0-0	1	1	0					
Zach Stephens	4-13	3-8	4-6	6	2	15					
Jesse Lam	2-4		3-6	3	4	7					
B. Turner-Gerlach	3-9		3-3	4	2	9					
Brandon Brooks	6-12	0-1	4-4	4	3	16	2		2	5	
Team				1							
Totals.....	17-48	3-10	10-14	26	17	51	6	10	3	9	
	35.4%	30.0%	71.4%								

#1 Kalaheo (47)	TOTAL		3-POINT								
Player	FGM-FGA	FGM-FGA	FTM-FTA	REB	PF	PTS	A	TO	BLK	STL	
Damien Guerreiro	1-2		0-2	2	1	3					
Eric Sandovahl	1-3		0-0	0	2	2	2				
Reggie Bartley	1-2		0-0	0	1	3					
Levon Freeman	4-8	1-3	2-3	2	3	11	2				
Chris Hattori	0-0		1-2	3	3	1	2				
Ryan Hogue	5-8		4-4	6	4	14					
Andrew Bartley	0-0	1-2	0-0	0	0	0					
Julian Sensley	5-13	3-8	0-0	7	4	13			2	2	
K. Kuhau-Liftee	0-0		0-0	2	0	0					
Team				4							
Totals	17-36	6-14	7-11	26	18	47	8	16	6	6	
	47.2%	42.9%	63.6%								

Score by Periods	1st	2nd	3rd	4th	OT	Total
Punahou (14-1)	12	8	13	10	8	51
Kalaheo (14-1)	11	18	7	7	4	47

Officials: Clifford Rodrigues, Chuck Martin, Herbert Hew Len
 Technical fouls: none
 Attendance: 4750

#2 Kalaheo vs. #1 Iolani
 Feb. 21, 1998, 8 p.m. at Neal Blaisdell Center

Player	TOTAL		3-POINT		REB	PF	PTS	A	TO	BLK	STL
	FGM-FGA	FGM-FGA	FTM-FTA	FTM-FTA							
Kip Lutu	2-3	1	1-2	1-2	2	1	6	0			0
Ryan Hogue	2-6		4-5	4-5	5	1	8	1	1	1	0
Julian Sensley	5-14	2	0-2	0-2	9	2	12	0	1	1	0
David Abbott	3-6	2	0-0	0-0	2	3	8	6			1
Levon Freeman	3-6	1	0-0	0-0	2	5	7	2			1
Kaleo Morton	0-1		0-0	0-0	1	3	0	0			1
Charles Harris	5-8		5-7	5-7	5	1	15	2	1	1	2
Shawn Withy-Allen	0-0		0-0	0-0	0	0	0	0			0
Kalmana Freitas	1-2	1	0-0	0-0	0	0	3	1			0
Josh Rust	0-1		0-0	0-0	0	1	0	0			0
Team					3						
Totals.....	21-49	7	10-16	10-16	29	17	59	12	7	3	5

Player	TOTAL		3-POINT		REB	PF	PTS	A	TO	BLK	STL
	FGM-FGA	FGM-FGA	FTM-FTA	FTM-FTA							
Brad Anderson	3-8		1-2	1-2	7	3	7	3			0
Cord Anderson	6-12		2-4	2-4	8	1	14	1		1	1
S. Christensen	2-5		5-6	5-6	6	4	9	0			0
Kirk Uejio	3-8	2	12-14	12-14	2	2	20	1			3
Doug Jackson	4-7		4-4	4-4	0	4	12	4			0
Travis McGaughy	0-0		0-0	0-0	0	1	0	0			0
Michael Aeto	0-0		0-0	0-0	0	0	0	0			0
Team					3						
Totals	18-40	2	24-30	24-30	26	15	62	9	8	0	4

Score by Periods	1st	2nd	3rd	4th	OT	OT2	Total
Kalaheo	13	13	8	13	4	8	59
Iolani	16	11	6	14	4	11	62

Officials: Thomas Yoshida, Mason Souza, Bryan Barr

Technical fouls: none

Attendance: 3812

Time: 1:50

Moanalua vs. #1 Iolani
 Feb. 22, 1997, 8 p.m. at Neal Blaisdell Center

Moanalua (58)	TOTAL		3-POINT									
Player	FGM-FGA	FGM-FGA	FTM-FTA	REB	PF	PTS	A	TO	BLK	STL		
Ron Jones	0-2	0-1	2-2	0	0	2	0			1		
Kenneth Kesaji	1-1		0-0	1	0	2	2			0		
B. Rosado-Galindo	6-10	0-1	2-2	12	1	14	1		2	0		
Ramsey Williams	7-14	5-10	4-4	4	2	23	0		1	1		
Daniel Bruce	3-5		0-0	1	3	6	0			0		
R. Marshall-Greene	2-5		0-2	5	4	4	1		1	0		
Bryson Kamakura	2-5		1-2	4	3	5	2			0		
Marvin Santiago	1-3		0-0	1	4	2	0			0		
Team						5						
Totals.....	22-45	5-12	9-12	33	17	58	6	8	4	2		
	48.8%	41.7	75.0%									

#1 Iolani (57)	TOTAL		3-POINT									
Player	FGM-FGA	FGM-FGA	FTM-FTA	REB	PF	PTS	A	TO	BLK	STL		
Kirk Uejio	4-10		0-0	1	4	8	3			0		
Tommy Yasuhara	2-4	0-1	2-4	6	1	6	3			0		
De. Christensen	8-21	1-8	3-5	8	3	20	1		1	0		
Sh. Christensen	7-12		0-0	12	4	14	1			0		
Isaac Kishinami	0-0		0-1	1	0	0	0			1		
Akoni Ah Yat	1-11	0-3	0-0	3	2	2	3			0		
Marcus Fuller	0-1		0-0	0	0	0	0			0		
Douglas Jackson	2-6	1-3	2-3	2	2	7	0			1		
Team						4						
Totals	24-65	2-15	7-13	37	16	57	11	5	1	2		
	36.9%	13.3%	53.8%									

Score by Periods	1st	2nd	3rd	4th	Total
Moanalua	16	14	14	14	58
Iolani	12	11	20	14	57

Officials: Sam Delos Reyes, Brian Yamasaki, Ralph Sing Chow
 Technical fouls: Moanalua bench
 Attendance: 4000 (est)

Moanalua vs. #1 Kalaheo

Mar. 2, 1996, 8 p.m. at Neal Blaisdell Center

Moanalua (49)	TOTAL		3-POINT								
Player	FGM-FGA	FGM-FGA	FTM-FTA	REB	PF	PTS	A	TO	BLK	STL	
Ron Jones	0-1		0-0	0	0	0	1			0	
Marvin Santiago	2-3		4-4	2	5	8	0			0	
Ramsey Williams	4-9	1-3	0-0	2	0	9	2			0	
Kenneth Kesaji	0-2		0-0	0	0	0	0			0	
Daniel Arakaki	0-0		0-0	0	0	0	0			0	
C. Williams	4-6	1-1	0-0	7	2	9	3	1		0	
Issac Castro	7-13	3-3	5-6	6	4	22	0			1	
Kaipo Silva	0-0		0-0	0	0	0	0			0	
Galen Potts	0-1		1-2	1	3	1	1			0	
Ngai Brash	0-0		0-0	0	0	0	0			0	
Ken Walker	0-1		0-0	3	0	0	1			0	
Frank Primca	0-0		0-0	0	0	0	0			1	
Team				3							
Totals.....	17-36	5-7	10-12	24	14	49	8	3	1	2	
	47.2%	71.4%	83.3%								

Kalaheo (44)	TOTAL		3-POINT								
Player	FGM-FGA	FGM-FGA	FTM-FTA	REB	PF	PTS	A	TO	BLK	STL	
Nick Deely	0-0		0-0	3	0	0	0			0	
L. Rodrigues	0-1	0-1	0-0	2	0	0	2			0	
Ikaika Furtado	3-4	1-2	2-3	1	4	9	0			1	
Kaulana Shenk	0-2	0-1	0-0	0	0	0	0			0	
Kekoa Shenk	2-7	0-2	1-4	1	5	5	0			1	
Steve Hess	5-14	3-5	3-4	4	0	16	0			0	
Josh Carvalho	0-3	0-2	0-0	3	2	0	0			0	
Brian Yule	5-11	0-1	4-8	9	2	14	0			0	
Team				1							
Totals	15-42	4-14	10-19	24	13	44	2	2	0	2	
	35.7%	28.6%	52.6%								

Score by Periods	1st	2nd	3rd	4th	Total
Moanalua	13	7	15	14	49
Kalaheo	4	10	14	16	44

Officials: Sam Delos Reyes, Ralph Sing Chow, Thomas Yoshida

Technical fouls: none

Attendance: 3500 (est)

#2 Saint Louis vs. #1 Kalaheo
 March 4, 1995, 8 p.m. at Neal Blaisdell Center

Saint Louis (42)		TOTAL		3-POINT							
Player	FGM-FGA	FGM-FGA	FTM-FTA	REB	PF	PTS	AS	TO	BLK	STL	
Earle Wayne	2-7	1-4	0-0	1	3	5	0				
Jerry Vierra	2-8	1-3	0-0	1	2	5					
Kaweo Feeney	1-4	1-2	0-0	0	2	3	1				
Jon Amarin	0-0		0-2	0	2	0	1			1	
Darnell Arceneaux	3-16	1-5	5-7	5	5	12	2			6	
Kalin Dudley	0-0		0-0	0	0	0					
Justin Young	0-1		0-1	2	2	0					
Joe Mendonsa	3-4	2-2	0-0	0	2	8					
Mika Browne	2-3	2-2	0-1	3	2	6	1				
Kawika Ordenstein	1-10	0-2	1-6	15	5	3	2			2	
Team				3							
Totals.....	14-53	8-20	6-17	30	25	42	7	6	0	9	
	26.4%	40.0%	35.3%								

Kalaheo (49)		TOTAL		3-POINT							
Player	FGM-FGA	FGM-FGA	FTM-FTA	REB	PF	PTS	AS	TO	BLK	STL	
Nick Deely	0-0		0-1	0	1	0	0				
Lucan Rodrigues	0-0		0-1	1	0	0	0				
Ikaika Furtado	0-0		0-0	1	0	0	0				
Kekoa Schenk	0-0		2-2	0	0	2	0				
Greg Miller	6-11		3-3	15	4	15	3				
Stephen Hess	2-7	2-5	5-6	0	3	11	2			1	
Tyler Camara	2-5		3-5	9	4	7	1				
Scott Kato	0-3		4-5	3	2	4	1				
Jerome Carvalho	2-4		6-6	9	3	10	0				
Eddie Bance	0-0		0-0	0	0	0	0				
Brian Yule	0-1		0-0	1	1	0	0				
Kekama Emmsley	0-0		0-0	0	0	0	0				
Team				1							
Totals	12-31	2-5	23-29	40	18	49	7	15	0	1	
	38.7%	40.0%	79.3%								

Score by Periods	1st	2nd	3rd	4th	OT	OT2	Total
Saint Louis	5	4	6	27	-	-	42
Kalaheo	11	9	12	17	-	-	49

Officials:

Technical fouls: none

Attendance: 4,500 (est.)