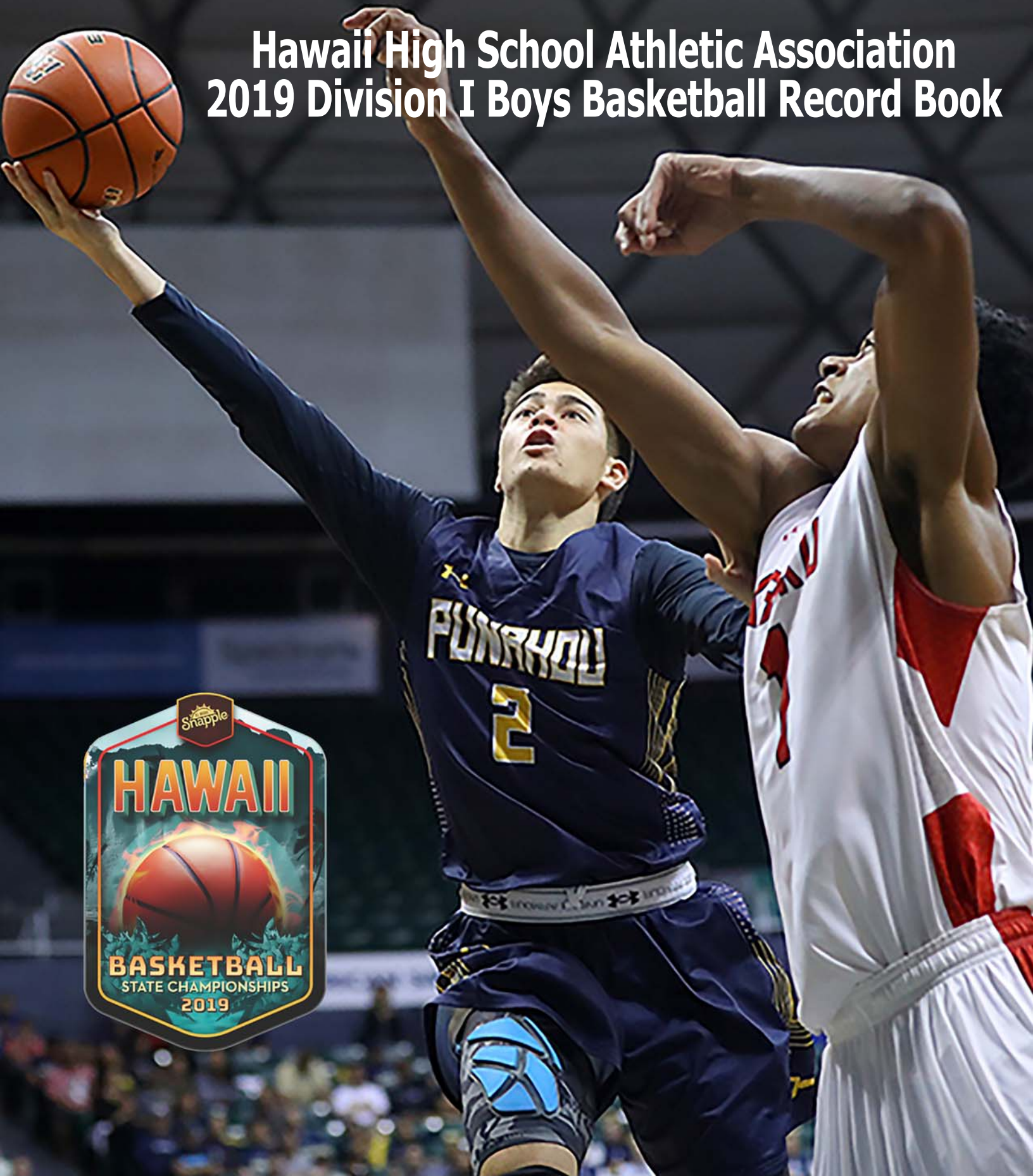


Hawaii High School Athletic Association 2019 Division I Boys Basketball Record Book



Zayne Chong, Punahou



Hawaii High School Athletic Association Boys Division I State Basketball Tournament Records.

Division A (1957-64), Division AA (1965-2006), Division I (2007-present)



The Punahou boys basketball team celebrate winning the 2018 HHSAA Championship at the Stan Sheriff Center

ACKNOWLEDGEMENTS:

Researched and compiled by Thomas Yoshida

Additional information provided by: Stacy Kaneshiro, Bobby Command, Natalie Iwamoto, Jerry Campany.

Cover photo: Andrew Lee

Mahalo to the Hawaii High School Athletic Association:

Chris Chun, Executive Director, Russell Aoki, Natalie Iwamoto



'Iolani's Derrick Low is the only player to earn three most outstanding player awards and appeared on the all-tournament team in four consecutive years.

(Star-Advertiser photo)

Individual Records

Key to abbreviations: 1st (first round, since 1983); Qtr (quarterfinal [final 8] since 1957); semi (semifinal); final (Championship); 5 semi (5th place semifinal); 3rd/5th (3rd or 5th place); cons (consolation, since 1983); confin (Consolation championship).

MOST POINTS (All rounds)

- 43, Sam Johnson, Moanalua vs. Punahou (3OT), 3/13/1981, semi (17-31 FG, 9-15 FT)
- 42, Levi Bartholomew, Waiakea vs. Mililani (2OT), 2/27/2003, cons, (14-22 FG, 13-17 FT, 1-3 3FG)
- 38, Ia Saipaia, Punahou vs. Kailua, 3/8/1975, final (15-23 FG, 8-9 FT)
- 38, Kahi Villa, Kamehameha vs. Hilo, 3/10/1994, Qtr, (14 FG, 10-15 FT, 0 3FG)
- 38, Joshua Burnett, Maryknoll vs. Campbell, 2/22/2014, 3rd (12-24 FG, 12-16 FT, 2-7 3FG)
- 36, Teddy Agullana, Castle vs. Waiakea, 3/10/1990, confin (10 FG, 16-17 FT, 0 3FG)
- 35, Sam Johnson, Moanalua vs. Kapaa, 3/12/1981, Qtr (13 FG, 9-14 FT)
- 35, Bruce Ferreira, Hilo vs. Moanalua, 3/12/1987, Qtr (11 FG, 13-16 FT)
- 35, Kyle Pape, Iolani vs. Campbell, 2/25/2005, semi (10-18 FG, 11-11 FT, 4 3FG)
- 34, Rick Wagner, Leilehua vs. Punahou, 3/9/1973, semi (10 FG, 14 FT)
- 34, Ramsey Williams, Moanalua vs. Kalaheo (2OT), 2/21/1997, semi (9 FG, 10-10 FT, 6 3FG)
- 34, Junior Ale, Kahuku vs. Honokaa (OT), 2/21/2006, 1st (12 FG, 6-10 FT, 4 3FG)

MOST POINTS (Championship game)

- 38, Ia Saipaia, Punahou vs. Kailua, 3/8/1975 (15-23 FG, 8-9 FT)
- 33, Derrick Low, Iolani vs. Kalaheo, 2/23/2002 (12-15 FG, 7-9 FT, 2-3 3FG)
- 32, Leroy Lutu, University vs. Punahou, 3/8/1980 (9 FG, 16-17 FT)
- 31, Louie Vargas, Kamehameha vs. Hilo, 3/7/1992 (8-13 FG, 11-18 FT, 4 3FG)
- 30, D.C. Daniels, Kalaheo vs. Iolani, 2/24/2001 (6-15 FG, 18-22 FT, 0-1 3FG)
- 30, Kaleb Gilmore, Kalaheo vs. Iolani, 2/28/2015 (5-11 FG, 18-20 FT, 2-3 3FG)
- 27, Kyle Pape, Iolani vs. Kahuku, 2/26/2005 (7-15 FG, 12-14 FT, 1-5 3FG)
- 27, Kainoa Chu, Iolani vs. Punahou, 3/6/2010 (7-11 FG, 8-10 FT, 5-7 3FG)
- 25, Ed Bento, Jr., St. Joseph vs. Saint Louis, 2/22/1958 (9 FG, 7-10 FT)
- 25, Pete Smith, Kailua vs. Saint Louis, 3/4/1972 (9 FG, 7 FT)
- 25, Richard Haenisch, Punahou vs. University, 3/8/1980 (6 FT, 13-14 FT)
- 25, Tod Bello, Hilo vs. Kamehameha, 3/7/1992 (7-8 FG, 10-11 FT, 1 3FG)

MOST POINTS (Semifinals)

- 43, Sam Johnson, Moanalua vs. Punahou (3OT), 3/13/1981 (17-31 FG, 9-15 FT)
- 35, Kyle Pape, Iolani vs. Campbell, 2/25/2005 (10-18 FG, 4 3FG, 11-11 FT)

- 34, Rick Wagner, Leilehua vs. Punahou, 3/9/1973 (10 FG, 14 FT)
- 34, Ramsey Williams, Moanalua vs. Kalaheo (2OT), 2/21/1997 (9 FG, 6 3FG, 10-10 FT)
- 28, Julien Sensely, Kalaheo vs. Saint Louis, 2/18/1999 (8-10 FG, 6-6 FT, 6-8 3FG)
- 28, Micah Christensen, KS Kapalama vs. AOP, 2/18/2011 (8-14 FG, 8-11 FT, 4-7 3FG)
- 28, Hugh Hogland, Iolani vs. Kaiser, 2/19/2016 (12-18 FG, 4-7 FT, 0-0 3FG)
- 27, Wayne Foster, Kamehameha vs. St. Anthony, 2/27/1959 (11 FG, 5 FT)
- 27, Dennis Maedo, Hilo vs. Kamehameha, 3/9/1962 (12 FG, 3 FT)
- 27, Jarrin Akana, Molokai vs. University, 3/11/1988 (9 FG, 4-5 FT, 5 3FG)
- 27, Keone Reyes, Kaimuki vs. KS Hawaii, 2/22/2007 (10-14 FG, 7-11 FT)

MOST POINTS (Quarterfinals)

- 38, Kahi Villa, Kamehameha vs. Hilo, 3/10/1994 (14 FG, 10-15 FT)
- 35, Sam Johnson, Moanalua vs. Kapaa, 3/12/1981 (13 FG, 9-14 FT)
- 35, Bruce Ferreira, Hilo vs. Moanalua, 3/12/1987 (11 FG, 13-16 FT)
- 33, Kyle Bartholomew, Waiakea vs. Kalani, 2/17/1999 (12-17 FG, 3-3 3FG, 6-9 FT)
- 32, Darnell Arceneaux, Saint Louis vs. Roosevelt, 3/2/1995 (9 FG, 3 3FG, 0-0 FT)
- 31, Eric Marshall, Leilehua vs. Iolani, 2/22/2001 (9-17 FG, 0 3FG, 13-14 FT)
- 31, Jeremiah Ostrowski, Punahou vs. Baldwin, 2/24/2005 (11-24 FG, 3 3FG, 6-8 FT)
- 31, Kyle Pape, Iolani vs. Kalaheo, 2/24/2005 (8-14 FG, 1 3FG, 14-15 FT)

MOST POINTS (First round, since 1983)

- 34, Junior Ale, Kahuku vs. Honokaa, 2/21/2006 (12 FG, 6-10 FT, 4 3FG)
- 33, Jorgen Goller, Kauai vs. Roosevelt, 3/1/1995 (12 FG, 7-10 FT, 2 3FG)
- 30, Everett Frye, Kalani vs. Lahainaluna, 2/16/1999 (12 FG, 5-5 FT, 1-4 3FG)
- 29, Ty Brauch, Maui vs. Kamehameha, 3/7/1990 (10 FG, 6-8 FT, 3 3FG)
- 27, Chris Togia, McKinley vs. Baldwin, 3/8/1989 (11 FG, 5-7 FT)
- 27, Ken Houpo, Baldwin vs. Roosevelt, 3/4/1992 (9 FG, 6-8 FT, 3 3FG)
- 27, D.C. Daniels, Kalaheo vs. Honokaa, 2/22/2000 (11-18 FG, 4-4 FT, 1 3FG)
- 27, Jordon Dizon, Waimea vs. Mililani, 2/20/2002 (stats n/a)
- 27, Jeremiah Ostrowski, Punahou vs. Waiakea, 2/23/2005 (9-24 FG, 7-11 FT, 2 3FG)
- 27, Mike Makinano, Campbell vs. Saint Louis, 2/21/2006 (10 FG, 4-6 FT, 3 3FG)

MOST POINTS (Consolation final, since 1983)

- 36, Teddy Agullana, Castle vs. Waiakea, 3/10/1990
(10 FG, 16-17 FT, 0 3FG)
- 30, Jamie Ahu, Waiakea vs. Castle, 3/10/1990
(12 FG, 6-8 FT, 0 3FG)
- 28, Brandon Kauhi, Hilo vs. Mililani, 2/21/1998
(stats N/A)
- 28, Derek Gabriel, Honokaa vs. Mililani, 2/25/2000
(stats N/A)

MOST POINTS (3rd place game)

- 38, Joshua Burnett, Maryknoll vs. Campbell, 2/22/2014
(12-24 FG, 12-16 FT, 2-7 3FG)
- 33, Alike Smith, Kalaheo vs. Baldwin, 3/12/1994
(10 FG, 5-6 FT, 8 3FG)
- 32, Kawika Akana, Baldwin vs. Kohala, 3/10/1979
(13 FG, 6-8 FT)
- 30, Sy Frazier, Honokaa vs. Iolani, 3/11/1989 (stats N/A)

MOST POINTS (5th place game)

- 33, Brandyn Akana, Molokai vs. Roosevelt, 3/7/1992
(12 FG, 6-7 FT, 3 3FG)
- 31, Joe Estrella, St. Joseph vs. St. Anthony, 3/8/1969
(8 FG, 15 FT)
- 29, Paul Martin, Leilehua vs. Hilo, 3/13/1976
(12 FG, 5-7 FT)
- 29, Mike Hooper, Molokai vs. Roosevelt, 3/7/1992
(12 FG, 2-2 FT, 3 3FG)

MOST POINTS (Consolation game, since 1983)

- 42, Levi Bartholomew, Waiakea vs. Mililani, 2/27/2003
(14-22 FG, 13-17 FT, 1-3 3FG)
- 33, Teddy Agullana, Castle vs. Kamehameha, 3/9/1990
(12 FG, 8-14 FT, 1 3FG)
- 31, Fia Mafua, Kaimuki vs. St. Joseph, 3/9/1989
(stats N/A)
- 31, Va'afuti Tavana, Kauai vs. KS Maui, 2/24/2005
(11-18 FG, 9-13 FT, 0 3FG)
- 30, Michael Makinano, Campbell vs. Kalaheo, 2/21/2008
(7 FG, 11-12 FT, 5 3FG)

MOST POINTS (5th place semifinal)

- 31, Teva Eldridge, Baldwin vs. Pearl City, 2/22/2013
(9 FG, 13-13 FT, 0 3FG)
- 31, Clifton Jones, Kahuku vs. Hilo, 3/1/1996
(11 FG, 9-16 FT, 0 3FG)
- 30, Leroy Lutu, University vs. Waipahu, 3/9/1979
(13 FG, 4-6 FT)
- 30, Pat McGinn, Damien vs. Lahainaluna, 3/8/1974
(stats N/A)
- 30, Mariano Facuri, St. Anthony vs. Leilehua, 3/4/1966
(14 FG, 2-5 FT)

MOST POINTS (Play-in game)

- 27, Leo Leopoldo, Farrington vs. Punahou, 3/2/1984
(11 FG, 5-8 FT)
- 26, Barry Naone, Punahou vs. Farrington, 3/2/1984
(7 FG, 12-17 FT)
- 25, Lenny Kai, Kamehameha vs. Radford, 3/5/1988
(8 FG, 5-7 FT, 4 3FG)

HIGHEST PERCENTAGE POINTS**RESPONSIBLE FOR (All rounds)**

- .741, Sam Johnson, Moanalua vs. Punahou (3OT),
3/13/1981, semi (scored 43 of 58 total points)
- .609, Richard Haenisch, Punahou vs. University,
3/8/1980, final (scored 25 of 41 total points)
- .596, Ramsey Williams, Moanalua vs. Kalaheo (2OT),
2/21/1997, semi (scored 34 of 57 total points)
- .587, Kainoa Chu, Iolani vs. Punahou, 3/6/2010, final
(scored 27 of 46 total points)
- .569, Derrick Low, Iolani vs. Kalaheo, 2/23/2002, final
(scored 33 of 58 total points)
- .566, Kaleb Gilmore, Kalaheo vs. Iolani, 2/28/2015 final
(scored 30 of 53 total points)
- .538, Kyle Pape, Iolani vs. Campbell, 2/25/2005, semi
(scored 35 of 65 total points)
- .534, Teva Eldridge, Baldwin vs. Pearl City, 2/22/2013, 5
semi (scored 31 of 58 total points)
- .533, Leroy Lutu, University vs. Punahou, 3/8/1980, final
(scored 32 of 60 total points)

FIELD GOALS

- 17, Sam Johnson, Moanalua vs. Punahou (3OT),
3/13/1981, semi (17-31 FG)
- 15, Ia Saipaia, Punahou vs. Kailua, 3/8/1975, final
(15-23 FG)
- 14, Levi Bartholomew, Waiakea vs. Mililani (2OT),
2/27/2003, cons, (14-22 FG)
- 14, Kahi Villa, Kamehameha vs. Hilo, 3/10/1994, Qtr,
(14 FG)
- 14, Randy Borden, Kaimuki vs. Punahou, 3/6/1971, 3rd,
(14 FG)
- 14, Mariano Facuri, St. Anthony vs. Leilehua, 3/4/1966,
5 semi (14 FG)

FIELD-GOAL PERCENTAGE (Minimum 10 FGM)

- 100% (11-11), Beau Albrechtson, Kaimuki vs.
Saint Louis, 2/21/2007, Qtr.
- 100% (10-10), Les Kahalekai, Kamehameha vs. Hilo,
3/4/1966, semi

THREE-POINT FIELD GOALS MADE (Since 1988-89 season)

- 8, Alike Smith, Kalaheo vs. Baldwin, 3/12/1994, 3rd
- 7, Ronnie Bumanglag, Moanalua vs. Molokai, 3/6/1992,
5 semi
- 6, Derek Gabriel, Honokaa vs. Mililani, 2/25/2000, confin
- 6, Ramsey Williams, Moanalua vs. Kalaheo, 2/21/1997,
semi
- 6, Jacob Abeytia, Baldwin vs. Roosevelt, 3/3/1995, 5
semi
- 6, Kai Machida, Roosevelt vs. Moanalua, 3/7/1992, 5th

FREE THROWS MADE

- 18, D.C. Daniels, Kalaheo vs. Iolani, 2/24/2001, final
(18-22 FT)
- 18, Kaleb Gilmore, Kalaheo vs. Iolani, 2/28/2015, final
(18-20 FT)
- 16, Teddy Agullana, Castle vs. Waiakea, 3/10/1990, confin
(16-17 FT)

- 16, Leroy Lutu, University vs. Punahou, 3/8/1980, final (16-17 FT)
- 16, Kaleb Gilmore, Kalaheo vs. Punahou, 2/26/2015, Qtr (16-17 FT)
- 15, Joe Estrella, St. Joseph vs. St. Anthony, 3/8/1969, 5th (15 FTM)
- 15, Brad Stewart, University vs. Farrington, 3/10/1988, Qtr, (15-22 FT)
- 14, Chris Aiwohi-Kegler, KS Hawaii vs. Campbell, 2/23/2006, 5 semi (14-17 FT)
- 14, Kyle Pape, Iolani vs. Kalaheo, 2/24/2005, Qtr (14-15 FT)

FREE-THROW PERCENTAGE (Min. 10 FTM)


- 100% (13-13) Teva Eldridge, Baldwin vs. Pearl City, 2/22/2013, 5 semi.
- 100% (11-11) Kyle Pape, Iolani vs. Campbell, 2/25/2005, semi.
- 100% (10-10) Ramsey Williams, Moanalua vs. Kalaheo, 2/21/1997, semi.
- 100% (10-10) Ricky Leong, Maryknoll vs. Baldwin, 3/12/1982, semi.

FREE THROWS ATTEMPTED


- 22, D.C. Daniels, Kalaheo vs. Iolani, 2/24/2001, final (18-22 FT)
- 22, Brad Stewart, University vs. Farrington, 3/10/1988, Qtr, (15-22 FT)



Kalaheo's Caleb Gilmore is the last player to score 30 or more points in a state tournament game.



Sam Johnson of Moanalua owns the single game record of 43 points in a triple overtime thriller against Punahou in the 1981 semifinal.



Alika Smith of Kalaheo hit a record eight 3-point field goals against Baldwin in 1994. Smith went on to play for the University of Hawai'i. (Star-Advertiser photo)



The Lolani Raiders captured their 10th HHSAA boys basketball title in 2014 with a 43-40 win over Farrington. (HHSAA photo)

Team Records

MOST POINTS (Game)

- 105, University vs. Hilo (57), 3/8/1984, cons (47 FG, 11-13 FT)
- 101, Hilo vs. Kahuku (87) (OT), 3/1/1996, 5 semi (35 FG, 6 3FG, 25-28 FT)
- 93, Kalaheo vs. Waimea (36), 2/21/2006, 1st (34 FG, 3 FG, 22-29 FT)
- 92, Kamehameha vs. St. Anthony (58), 3/7/1964, 3rd (stats n/a)
- 92, Kalaheo vs. Baldwin (58), 3/12/1994, 3rd (27 FG, 12 3FG, 26-39 FT)
- 91, Hilo vs. Moanalua (87), 3/12/1987, qtr (25 FG, 41-62 FT)
- 90, Kalaheo vs. St. Anthony (64), 3/3/1993, 1st (stats n/a)
- 88, Hilo vs. Waimea (65), 2/19/1998, cons (stats n/a)
- 87, Moanalua (L) vs. Hilo (91), 3/12/1987, qtr (33 FG, 21-31 FT)
- 87, Maryknoll vs. Hilo (55), 3/14/1987, 3rd (32 FG, 23-34 FT)
- 87, Kalaheo vs. Hilo (68), 3/3/1995, semi (33 FG, 2 3FG, 19-31 FT)
- 87, Kahuku (L) vs. Hilo (101) (OT), 3/1/1996, 5 semi (31 FG, 2 3FG, 23-42 FT)
- 87, Kahuku vs. Kalaheo (45), 2/15/2017, qtr (35 FG, 5 3FG, 12-14 FT)
- 86, Hilo vs. Maui (60), 3/3/1967, qtr (38 FG, 10-20 FT)
- 86, Waiakea vs. Mililani (80) (2OT), 2/27/2003, cons (stats n/a)
- 86, KS Kapalama vs. Baldwin (38), 2/16/2011, 1st (stats n/a)

MOST POINTS (In a loss)

- 87, Moanalua vs. Hilo (91), 2/12/1987, qtr
- 87, Kahuku vs. Hilo (101), 3/1/1996, 5 semi

MOST POINTS (First Quarter)

- 30, Kalaheo vs. Waimea, 2/21/2006, 1st
- 28, Punahou vs. Konawaena, 2/15/2017, qtr
- 27, Saint Louis vs. Kauai, 3/5/1964, 5 semi
- 27, Punahou vs. Kapaa, 3/6/1969, qtr
- 27, University vs. Hilo, 3/8/1984, cons
- 27, Punahou vs. Kapaa, 2/17/1999, qtr
- 26, Roosevelt vs. Baldwin, 3/4/1992, 1st
- 26, Moanalua vs. Hilo, 2/18/1998, 1st
- 26, Iolani vs. Radford, 2/17/2011, qtr
- 25, Hilo vs. Kamehameha, 3/6/1964, semi
- 25, Mililani vs. Lanai, 3/7/1984, 1st
- 25, Iolani vs. St. Joseph, 3/8/1989, 1st
- 25, Iolani vs. Castle, 2/21/2002, qtr
- 25, Iolani vs. Baldwin, 2/20/2007, 1st

MOST POINTS (Second Quarter)

- 34, University vs. Hilo, 3/8/1984, cons
- 32, Farrington vs. St. Joseph, 3/15/1986, confin
- 29, Punahou vs. Farrington, 3/2/1984, playin
- 29, Kalani vs. Kapaa, 2/18/1999, 5 semi
- 27, University vs. Hilo, 3/7/1980, semi
- 27, Roosevelt vs. Punahou, 3/6/1992, 5 semi
- 27, Kalaheo vs. KS Hawaii, 2/23/2007, 3rd
- 27, KS Kapalama vs. Baldwin, 2/16/2011, 1st
- 27, Mililani vs. KS Hawaii, 2/20/2013, 1st

MOST POINTS (First Half)

- 61, University vs. Hilo (32), 3/8/1984, cons
- 55, Farrington vs. St. Joseph (28), 3/15/86, confin
- 51, Mililani vs. KS Hawaii (28), 2/20/2013, 1st
- 50, KS Kapalama vs. Baldwin (14), 2/16/2011, 1st
- 48, Castle vs. Waiakea (34), 3/10/1990, confin
- 47, Hilo vs. Waimea (36), 3/8/1962, qtr
- 47, Hilo vs. Maui (30), 3/2/1967, qtr
- 47, Mililani vs. Lanai (29), 3/7/1984, 1st
- 47, Kalaheo vs. Baldwin (30), 3/12/1994, 3rd

MOST POINTS (Third Quarter)

- 31, Kamehameha vs. St. Anthony, 3/7/1964, 5th
- 31, Kapolei vs. Moanalua, 2/23/2012, cons
- 30, Punahou vs. Waimea, 3/7/1974, qtr
- 30, Kalaheo vs. Baldwin, 3/12/1994, 3rd
- 30, Punahou vs. Waiakea, 2/23/2001, cons
- 28, Kalaheo vs. Waimea, 2/21/2006, 1st
- 28, Baldwin vs. Maryknoll, 2/20/2014, qtr
- 28, Kalaheo vs. Maui, 2/13/2017, 1st
- 27, Molokai vs. Roosevelt, 3/7/1992, 5th
- 27, Iolani vs. KS Maui, 2/22/2008, 5 semi
- 27, Kalaheo vs. Waiakea, 2/16/2017, 5 semi

MOST POINTS (Fourth Quarter)

- 35, Radford vs. Kamehameha, 3/5/1988, playin
- 32, Kahuku vs. Hilo, 3/1/1996, 5 semi
- 32, Kalani vs. Waiakea, 2/17/1999, qtr
- 31, Kaimuki vs. Keaau, 3/4/2009, 1st
- 31, Moanalua vs. Farrington, 2/22/2013, confin
- 30, Kalaheo vs. Hilo, 3/3/1995, semi
- 30, Kalaheo vs. Waiakea, 2/20/1997, qtr
- 30, Kalaheo vs. KS Hawaii, 2/23/2007, 3rd
- 30, Farrington vs. Moanalua, 2/22/2013, confin
- 30, Campbell vs. Maryknoll, 2/22/2014, 3rd

MOST POINTS (Second Half)

- 55, Kamehameha vs. St. Anthony (30), 3/7/1964, 5th
- 52, Kalaheo vs. St. Anthony (42), 3/3/1993, 1st
- 52, Kalaheo vs. Hilo (36), 3/3/1995, semi
- 51, Kahuku vs. Hilo (43), 3/1/1996, 5 semi
- 51, Mililani vs. Waiakea (32), 2/21/2002, qtr
- 51, Kalaheo vs. Waimea (17), 2/21/2006, 1st
- 51, Kaimuki vs. Keaau (33), 3/4/2009, 1st

MOST POINTS (First Overtime)

- 19, Hilo vs. Kahuku, 3/1/1996, 5 semi
- 19, Pearl City vs. Moanalua, 2/20/2013, 1st
- 14, Iolani vs. Kohala, 2/17/1999, cons
- 14, Kalaheo vs. Punahou, 2/22/2013, semi
- 12, Waiakea and Mililani, 2/27/2003, cons
- 12, Waiakea vs. Hilo, 3/4/1995, 3rd
- 12, Hilo vs. Punahou, 3/7/1964, final
- 11, St. Joseph vs. Saint Louis, 2/22/1958, final
- 11, Aiea vs. Kapaa, 2/19/1997, 1st
- 11, Saint Louis vs. Roosevelt, 2/24/2000, semi
- 11, Radford vs. Keaau, 3/5/2009, cons
- 11, Kahuku vs. Iolani, 2/16/2017, semi

MOST POINTS (Second Overtime)

- 17, Baldwin vs. Seabury Hall, 2/22/1997, 5th
- 14, Waiakea vs. Mililani, 2/27/2003, cons
- 11, Kailua vs. University, 3/12/1982, semi
- 11, Iolani vs. Kalaheo, 2/21/1998, final

MOST POINTS (Third Overtime)

- 12, Kamehameha vs. Hilo, 3/7/1992, final
- 9, Hilo vs. Kamehameha, 3/7/1992, final
- 7, Baldwin vs. Moanalua, 3/15/1986, 5th
- 4, Punahou vs. Moanalua, 3/13/1981, semi

MOST POINTS (Fourth Overtime)

- 11, Kalaheo vs. Pearl City, 3/15/1986, 3rd

FEWEST POINTS (Game)

- 20, Waimea vs. Punahou (60), 3/5/1970, qtr
(9 FG, 2-10 FT)
- 22, Waimea vs. Saint Louis (66), 3/9/1961, qtr
(10 FG, 2-7 FT)
- 24, Radford vs. Iolani (64), 2/17/2011, qtr
(8 FG, 2 3FG, 6-9 FT)
- 26, Pearl City vs. Acad. of the Pacific (46), 2/22/2012,
1st (9 FG, 8-14 FT)
- 27, Kapaa vs. Saint Louis (61), 2/28/1957, qtr (stats n/a)
- 27, Waialua vs. Hilo (51), 2/28/1957, qtr (stats n/a)
- 27, Hilo vs. Farrington (48), 3/3/1960, qtr (stats n/a)
- 27, Molokai vs. Punahou (55), 3/9/1961, qtr (stats n/a)
- 27, Molokai vs. Hilo (52), 2/28/1963, qtr (stats n/a)
- 27, Lanai vs. Hilo (59), 3/6/1969, qtr (stats n/a)
- 27, Pearl City vs. Maryknoll (61), 3/8/1984, qtr (stats n/a)
- 27, St. Anthony vs. Leilehua (57), 3/5/1993, cons
(stats n/a)
- 27, Honokaa vs. Waimea (35), 2/23/2006, cons,
(11-39 FG, 2-13 3FG, 3-9 FT)
- 27, Kalaheo vs. Lahainaluna (57), 2/19/2014, 1st
(10-32 FG, 2-12 3FG, 5-9 FT)
- 27, Campbell vs. Iolani (29), 2/27/2015, semi
(12-35 FG, 3-8 3FG, 0-2 FT)
- 27, Baldwin vs. Iolani (43), 2/18, 2016, qtr
(11-46 FG, 1-4 3FG, 4-5 FT)
- 28, Kalaheo vs. Punahou (51), 3/7/2009, 5th (stats n/a)

FEWEST POINTS (In a win)

- 29, Iolani vs. Campbell (27), 2/27/2015, semi
- 30, KS Kapalama vs. Kealakehe (28), 2/20/2002, 1st
- 31, Waipahu vs. Waimea (28), 2/28/1963, qtr

FEWEST POINTS (First Quarter)

- 1, Lanai vs. Hilo, 3/6/1969, qtr
- 1, Waiakea vs. Maryknoll, 3/11/1982, qtr
- 1, Waimea vs. Honokaa, 2/23/2006, cons
- 2, Waimea vs. Saint Louis, 3/9/1961, qtr
- 2, St. Anthony vs. Punahou, 2/28/1963, qtr
- 2, St. Anthony vs. Waimea, 3/1/1963, 5 semi
- 2, Baldwin vs. Kalaheo, 3/13/1986, qtr
- 2, Kaimuki vs. Saint Louis, 3/8/1989, 1st
- 2, Kaimuki vs. Saint Louis, 3/4/1993, qtr
- 2, Waimea vs. Kaimuki, 2/18/1998, 1st
- 2, Lahainaluna vs. Roosevelt, 2/23/2000, qtr
- 2, Campbell vs. Saint Louis, 2/20/2007, 1st
- 2, Leilehua vs. Campbell, 2/19/2014, 1st

- 2, Farrington vs. Iolani, 2/22/2014, final
- 2, Iolani vs. Campbell, 2/27/2015, semi)

FEWEST POINTS (Second Quarter)

- 1, Honokaa vs. KS Kapalama, 2/16/2008, playin
- 2, Lanai vs. Kaimuki, 2/28/1957, qtr
- 2, Iolani vs. Baldwin, 2/29/1996, qtr
- 2, Baldwin vs. Iolani, 2/18/2016, qtr
- 2, Iolani vs. Kahuku, 2/16/2017, semi
- 3, Waimea vs. Farrington, 2/26/1959, qtr
- 3, St. Joseph vs. Pearl City, 3/12/1986, 1st
- 3, Pearl City vs. Maryknoll, 3/14/1986, semi
- 3, Kaimuki vs. Moanalua, 3/11/1994, 5 semi
- 3, Seabury Hall vs. Hilo, 2/20/1997, qtr
- 3, Waiakea vs. Kalaheo, 2/20/1997, qtr
- 3, Seabury Hall vs. Waiakea, 2/20/1998, 5 semi
- 3, Kapaa vs. Punahou, 2/17/1999, qtr
- 3, Radford vs. Kalaheo, 2/25/2000, 5th
- 3, Mililani vs. Kalaheo, 2/21/2013, qtr

FEWEST POINTS (First Half)

- 7, Honokaa (6 1st, 1 2nd) vs. KS Kapalama, 2/16/2008,
playin
- 7, Mililani (4 1st, 3 2nd) vs. Kalaheo, 2/21/2013, qtr
- 9, Waimea vs. Farrington, 2/26/1959, qtr
- 9, Waimea vs. Kahuku, 3/6/1970, 5 semi
- 9, Pearl City vs. Maryknoll, 3/8/1984, qtr
- 9, Waiakea vs. Punahou, 3/12/1987, qtr
- 9, Saint Louis vs. Kalaheo, 3/4/1995, final
- 9, Leilehua vs. Kalaheo, 2/20/2014, cons

FEWEST POINTS (Third Quarter)

- 1, Hilo vs. Lanai, 3/8/1968, 5 semi
- 2, Molokai vs. Baldwin, 3/3/1960, qtr
- 2, Saint Louis vs. Laupahoehoe, 3/4/1960, semi
- 2, Waimea vs. Punahou, 3/5/1970, qtr
- 2, Hilo vs. Punahou, 3/7/1975, semi
- 2, Leilehua vs. Kamehameha, 3/11/1976, qtr
- 2, Punahou vs. Radford, 3/12/1977, final
- 2, Lahainaluna vs. University, 3/6/1980, qtr
- 2, Radford vs. Roosevelt, 3/9/1990, 5 semi
- 2, Baldwin vs. Kalaheo, 3/8/1991, semi
- 2, Pearl City vs. Punahou, 3/4/1992, 1st
- 2, Punahou vs. Aiea, 3/5/1993, semi
- 2, Mililani vs. Punahou, 2/21/2008, qtr
- 2, Nanakuli vs. Saint Louis, 3/10/2011, qtr
- 2, Pearl City vs. AOP, 2/22/2012, 1st
- 2, Campbell vs. Iolani, 2/27/2015, semi

FEWEST POINTS (Fourth Quarter)

- 0, University vs. Kailua, 3/12/1982, semi
- 1, Baldwin vs. Kaiser, 3/1/1996, 5 semi
- 2, Hilo vs. Farrington, 2/27/1959, semi
- 2, Kailua vs. University, 3/12/1982, semi
- 2, Baldwin vs. Punahou, 2/23/2002, confin
- 2, Kalaheo vs. Waiakea, 2/21/2014, confin
- 3, Baldwin vs. Laupahoehoe, 3/5/1960, 3rd
- 3, Kauai vs. St. Joseph, 3/4/1965, qtr
- 3, Hilo vs. Kapaa, 3/10/1978, 5 semi
- 3, Kapaa vs. Hilo, 3/10/1978, 5 semi
- 3, Baldwin vs. Roosevelt, 2/17/2011, cons

FEWEST POINTS (Second Half)

7, Waimea vs. Punahou, 3/5/1970, qtr
7, Baldwin vs. Kaiser, 3/1/1996, 5 semi
8, Lanai vs. Hilo, 3/8/1968, 5 semi
8, Pearl City vs. AOP, 2/22/2012, 1st

FEWEST POINTS (First Overtime)

0, Hilo vs. Kapaa, 3/10/1978, 5 semi
0, Waipahu and Hilo, 3/8/1980, 3rd
0, Punahou and Moanalua, 3/13/1981, semi
0, Pearl City vs. Punahou, 3/10/1984, 5th
0, Hilo and Kalaheo, 3/6/1992, semi
0, Hilo and Kamehameha, 3/7/1992, final

FEWEST POINTS (Second Overtime)

0, Punahou and Moanalua, 3/13/1981, semi
0, Waipahu vs. Punahou, 3/9/1984, 5 semi
0, Kalaheo and PC, 3/15/1986, 3rd
0, Kalaheo vs. Hilo, 3/6/1992, semi
0, Baldwin vs. Kalaheo, 2/20/2016, 5th
1, Hilo vs. Kalaheo, 3/6/1992, semi

FEWEST POINTS (Third Overtime)

3, Moanalua vs. Punahou, 3/13/1981, semi
2, Kalaheo and Pearl City, 3/15/1986, 3rd
2, Moanalua, Baldwin, 3/15/1986, 5th

FEWEST POINTS (Fourth Overtime)

3, Pearl City vs. Kalaheo, 3/15/1986, 3rd

LARGEST FIRST HALF LEAD

36, KS Kapalama (50) vs. Baldwin (14), 2/16/2011, 1st
29, University (61) vs. Hilo (32), 3/8/1984, cons
29, Punahou (39) vs. Kapaa (10), 2/17/1999, qtr
28, Kamehameha (45) vs. Kaimuki (17), 3/4/1971, semi
28, Iolani (45) vs. Castle (17), 2/21/2002, qtr
27, Kahuku (46) vs. Kalaheo (19), 2/15/2017, qtr

LARGEST 2ND HALF DIFFERENCE (3rd qtr-4th qtr)

34, Punahou (29+15=44), Kapaa (2+8=10), 3/8/1979, qtr
34, Kalaheo (28+23=51), Waimea (9+8=17), 2/21/2006, 1st
31, Iolani (18+23=41), Baldwin (3+7=10), 3/11/1994, semi
30, Kamehameha (16+26=42), Leilehua (2+10=12),
3/11/1976, qtr

LARGEST WINNING MARGIN

57, Kalaheo (93) vs. Waimea (36), 2/21/2006, 1st
48, KS Kapalama (86) vs. Baldwin (38), 2/16/2011, 1st
48, University (105) vs. Hilo (57), 3/8/1984, cons
48, Punahou (77) vs. Kapaa (29) 3/8/1979, qtr
44, Saint Louis (66) vs. Waimea (22), 3/9/1961, qtr
43, Kamehameha (79), Leilehua (36), 3/11/1976, qtr
43, Punahou (83) vs. Konawaena (40), 2/27/2015, 5 semi
42, Kahuku (87) vs. Kalaheo (45), 2/15/2017, qtr
41, Saint Louis 76 vs. Kauai (35), 3/5/1965, 5semi
40, Iolani (64) vs. Radford (24), 2/17/2011, qtr

MOST POINTS BY LOSING TEAM

87, Moanalua (87) vs. Hilo (91), 3/12/1987, qtr
87, Kahuku (87) vs. Hilo (101) (OT), 3/1/1996, 5 semi
80, Roosevelt (80) vs. Molokai (82), 3/7/1992, 5th

80, Mililani (80) vs. Waiakea (86) (OT), 2/27/2003, cons
75, Kalani (75) vs. Waiakea (85), 2/17/1999, qtr
73, Lahainaluna (73) vs. Moanalua (84), 3/13/1986, 5 semi
73, Hilo (73) vs. Kamehameha (76) (3OT), 3/7/1992, final

FEWEST POINTS BY WINNING TEAM

29, Iolani (29) vs. Campbell (27), 2/27/2015, semi
30, KS Kapalama (30) vs. Kealakehe (28), 2/20/2002, 1st
31, Waipahu (31) vs. Waimea (28), 2/28/1963, qtr
31, Farrington (31) vs. McKinley (24), 2/22/2008, semi
33, Kaiser (33) vs. Baldwin (32), 3/1/1996, 5 semi
35, Baldewin (35) vs. Radford (32), 2/23/2000, qtr
35, Waimea (35) vs. Honokaa (27), 2/23/2006, cons

FIELD GOALS MADE

47, University (105) vs. Hilo (57), 3/8/1984, cons
(47 FG, 11-13 FT)
38, Hilo (86) vs. Maui (60), 3/3/1967, qtr (38 FG, 10-20 FT)
35, Hilo (101) vs. Kahuku (87) (OT), 3/1/1996, 5 semi
(35 FG, 6 3FG, 25-28 FT)
35, Kahuku (87) vs. Kalaheo (45), 2/15/2017, qtr
(35 FG, 5 3FG, 12-14 FT)

FEWEST FIELD GOALS MADE

8, Radford (24) vs. Iolani (64), 2/17/2011, qtr
(8 FG, 2 3FG, 6-9 FT)
9, Waimea (20) vs. Punahou (60), 3/5/1970, qtr
(9 FG, 2-10 FT)
9, Pearl City (26) vs. Acad. of the Pacific (46), 2/22/2012,
1st (9 FG, 8-14 FT)
10, Waimea (22) vs. Saint Louis (66), 3/9/1961, qtr
(10 FG, 2-7 FT)

THREE-POINT FIELD GOALS MADE

12, Kalaheo (92) vs. Baldwin (58), 3/12/1994, 3rd
12, Punahou (83) vs. Konawaena (40), 2/27/2015, 5 semi

FREE THROWS MADE

41, Hilo (91) vs. Moanalua (87), 3/12/1987, qtr (41-62 FT)

FEWEST FREE THROWS MADE

1, Kapaa (29) vs. Punahou (77), 3/8/1979, qtr (1-3 FT)
1, Kahuku (37) vs. Punahou (45), 3/11/1987, 1st (1-4 FT)
1, Baldwin (59) vs. Roosevelt (65), 3/3/1995, 5 semi
(1-11 FT)

FREE THROWS ATTEMPTED

62, Hilo (91) vs. Moanalua (87), 3/12/1987, qtr (41-62 FT)

FEWEST FREE THROWS ATTEMPTED

3, Kapaa (29) vs. Punahou (77), 3/8/1979, qtr (1-3 FT)
4, Kahuku (37) vs. Punahou (45), 3/11/1987, 1st (1-4 FT)

TWO-TEAM RECORDS

MOST POINTS IN A GAME

188, Hilo (101), Kahuku (87), 3/1/1996, 5 semi (OT)
178, Hilo (91), Moanalua (87), 3/12/1987, qtr
166, Waiakea (86), Mililani (80), 2/27/2003, cons (2OT)
162, University (105), Hilo (57), 3/8/1984, cons
160, Waiakea (85), Kalani (75), 2/17/1999, qtr

MOST POINTS IN A HALF (First Half)

90, Punahou (46), Farrington (44), 3/2/1984, playin

MOST POINTS IN A HALF (Second Half)

98, Kalaheo (50), Waiakea (48), 2/16/2017, 5 semi
94, Roosevelt (48), Molokai (46), 3/7/1992, 5th
94, Kalaheo (52), St. Anthony (42), 3/3/1993, 1st
94, Kahuku (51), Hilo (43), 3/1/1996, 5 semi
93, Farrington (48), Moanalua (45), 2/22/2013, confin
91, Maryknoll (49), Campbell (42), 2/22/2014, 3rd

FEWEST POINTS IN A GAME

56, lolani (29), Campbell (27), 2/27/2015, semi
58, KS Kapalama (30), Kealakehe (28), 2/20/2002, 1st
59, Waipahu (31), Waimea (28), 2/28/1963, qtr
62, Waimea (35), Honokaa (27), 2/23/2006, cons

LONGEST GAME (MOST OVERTIMES)

4, Kalaheo (60) vs. Pearl City (52), 3/15/1986, 3rd
3, Punahou (59) vs. Moanalua (58), 3/13/1981, semi
3, Kamehameha (76) vs. Hilo (73), 3/7/1992, final
3, Baldwin (68) vs. Moanalua (63), 3/15/1986, 5th
3, KS Kapalama (63) vs. Kaimuki (57), 3/6/2009, semi

TEAM APPERANCES

MOST APPERANCES

43, Punahou, 1958-2018
41, Hilo, 1957-2012
37, Baldwin, 1960-2016
34, Kalaheo, 1976-2018
29, Kahuku, 1958-2018
28, KS Kapalama, 1959-2012
25, lolani, 1975-2017
23, Saint Louis, 1957-2007
23, Lahainaluna, 1957-2018
21, Moanalua, 1979-2018
21, Kapaa, 1957-2001

LONGEST DROUGHT BETWEEN APPERANCES

25 years, Kailua (Appeared 1991 then 2016)
23 years, St. Anthony (Appeared 1970 then 1993)
22 years, Honokaa (Appeared 1966 then 1988)
22 years, Kalani (Appeared 1978 then 1999)
22 years, Kauai (Appeared 1968 then 1990)
21 years, Farrington (Appeared 1989 then 2010)
20 years, Pearl City (Appeared 1992 then 2012)

MOST CONSECUTIVE APPERANCES (ALL-TIME)

26, Kalaheo (1984 through 2009)
17, Hilo (1957 through 1973)
16, lolani (1996 through 2011)
13, Baldwin (1985 through 1997)

MOST CONSECUTIVE APPERANCES (CURRENT)

6, Kalaheo (2013 through 2018)
6, Konawaena (2013 through 2018)
5, Lahaialuna (2014 through 2018)
4, Kahuku (2015 through 2018)
4, Punahou (2015 through 2018)

MOST TOURNAMENT GAMES PLAYED:

144, Punahou (43 app., 103 wins, 41 losses)
114, Hilo (41 app., 53, wins, 61 losses)
107, Kalaheo (34 app., 70 wins, 37 losses)
101, Baldwin (37 app., 39 wins, 62 losses)

BEST WINNING DIVISION I PCT. (min. 20 games):

.760, University (8 app., 19 wins, 6 losses)
.747, lolani (25 app., 62 wins, 21 losses)
.731, Saint Louis (23 app., 57 wins, 21 losses)
.715, Punahou (43 app., 103 wins, 41 losses)
.710, Maryknoll (12 app., 27 wins, 11 losses)

MOST WINS

103, Punahou (43 appearances, 103 wins, 41 losses)
70, Kalaheo (34 appearances, 70 wins, 37 losses)
66, KS Kapalama (28 appearances, 66 wins, 28 losses)
62, lolani (25 appearances, 62 wins, 21 losses)
57, Saint Louis (23 appearances, 57 wins, 21 losses)
54, Kahuku (29 appearances, 54 wins, 39 losses)
53, Hilo (41 appearances, 53 wins, 61 losses)

MOST CONSECUTIVE TOURNAMENT WINS

16, lolani (2/21/2001 through 2/20/2007)
13, Saint Louis (3/5/65 through 3/3/1972)
11, Punahou (3/8/1979 through 3/7/1984)

MOST LOSSES

62, Baldwin (37 appearances, 39 wins, 62 losses)
61, Hilo (41 appearances, 53 wins, 61 losses)
41, Punahou (43 appearances, 103, wins, 41 losses)
40, Kapaa (21 appearances, 11, wins, 40 losses)
40, Lahainaluna (23 appearances, 13 wins, 40 losses)

MOST STATE CHAMPIONSHIPS

11, lolani (25 appearances -
1983-94-98-2002-03-04-05-06-10-14-15-16)
11, Punahou (43 appearances -
1970-74-75-79-80-81-90-99-2008-12-18)
7, KS Kapalama (26 appearances -
1962-63-65-76-92-2009-11)
6, Saint Louis (23 appearances - 1957-61-66-67-68-86)
5, Kalaheo (34 appearances - 1985-95-2001-13-15)

MOST RUNNER-UP FINISHES

11, Punahou (42 appearances)
7, KS Kapalama (26 appearances)
6, Saint Louis (23 appearances)
6, Kalaheo (33 appearances)
6, Maryknoll (11 appearances)

MOST THIRD PLACE FINISHES

- 7, Hilo (41 appearances)
- 6, Punahou (42 appearances)
- 6, Kalaheo (33 appearances)
- 6, Baldwin (37 appearances)

MOST FOURTH PLACE FINISHES

- 9, Hilo (41 appearances)
- 4, Baldwin (37 appearances)
- 4, Punahou (42 appearances)
- 4, Iolani (25 appearances)

MOST FIFTH PLACE FINISHES

- 8, Kalaheo (33 appearances)
- 5, Kahuku (28 appearances)
- 4, Hilo (41 appearances)
- 4, Punahou (42 appearances)

MOST SIXTH PLACE FINISHES

- 5, Baldwin (37 appearances)
- 5, Moanalua (20 appearances)
- 4, Kahuku (28 appearances)
- 4, Roosevelt (7 appearances)



Kahuku head coach Brandyn Akana led the Red Raiders to their first boy's state basketball title in 2017.



Punahou head coach Darren Matsuda won his second HHSAA title in 2018. He previously coached the Buffnblu to a title in 2012.

Seeding Records SEEDING YEAR-BY-YEAR

Year	#1 Seed	#2 Seed	#3 Seed	#4 Seed
1957	Saint Louis/Hilo HIL/BIF			
1958	St. Joseph/Saint Louis BIF/HIL			
1959	Kamehameha HIL	Farrington HIL	Hilo BIF	Kahuku ROIA
1960	Farrington HIL	Saint Louis Hilo	Laupahoehoe BIF	Baldwin MIL
1961	Saint Louis ILH	Punahou ILH	St. Anthony MIL	Hilo BIF
1962	Punahou ILH	Kamehameha ILH	Hilo BIF	Radford ROIA
1963	Kamehameha ILH	Punahou ILH	Waipahu ROIA	Hilo BIF
1964	Punahou ILH	Kamehameha ILH	Hilo BIF	St. Anthony MIL
1965	Kamehameha ILH	Saint Louis ILH	St. Joseph BIF	Hilo BIF
1966	Saint Louis ILH	Kamehameha ILH	Kahuku ROIA	Leilehua ROIA
1967	Saint Louis ILH	Hilo BIF	Kahuku ROIA	Punahou ILH
1968	Saint Louis ILH	Punahou ILH	Kahuku ROIA	Kailua ROIA
1969	Punahou ILH	Hilo BIF	Kamehameha ILH	Radford ROIA
1970	Farrington ILH	Punahou ILH	Hilo BIF	Castle ROIA
1971	Kamehameha ILH	Radford OIA	Punahou ILH	Kaimuki OIA
1972	Radford OIA	Punahou ILH	Saint Louis ILH	Kailua OIA
1973	Radford OIA	Punahou ILH	Hilo BIF	Roosevelt OIA
1974	Punahou ILH	Farrington OIA	Radford OIA	Kailua OIA
1975	Kailua OIA	Punahou ILH	Iolani ILH	Leilehua OIA
1976	Kalaheo OIA	Maryknoll ILH	Kamehameha ILH	Hilo BIF
1977	Radford OIA	Punahou ILH	Kahuku OIA	Saint Louis ILH
1978	Radford OIA	Punahou ILH	Baldwin BIF	University ILH
1979	Punahou ILH	University ILH	Waipahu OIA	Baldwin BIF
1980	University ILH	Waipahu OIA	Punahou ILH	Farrington OIA

Year	#1 Seed	#2 Seed	#3 Seed	#4 Seed
1981	Moanalua OIA	Maryknoll ILH	Hilo BIIF	Punahou ILH
1982	Kailua OIA	Maryknoll ILH	Radford OIA	University ILH
1983	Farrington OIA	University ILH	Kohala BIIF	Maui MIL
1984	Kalaheo OIA	Maryknoll ILH	Kohala BIIF	Maui MIL
1985	Kalaheo OIA	Maryknoll ILH	Maui MIL	Hilo BIIF
1986	Maryknoll ILH	Kalaheo OIA	Hilo BIIF	Lahainaluna MIL
1987	Moanalua OIA	Maryknoll ILH	Waiakea BIIF	Lahainaluna MIL
1988	University ILH	Leilehua OIA	Honokaa BIIF	Molokai MIL
1989	Radford OIA	Honokaa BIIF	Kamehameha ILH	Lahainaluna MIL
1990	Punahou ILH	Moanalua OIA	Hilo BIIF	Baldwin MIL
1991	Kalaheo OIA	Hilo BIIF	Kamehameha ILH	Baldwin MIL
1992	Kamehameha ILH	Kalaheo OIA	Hilo BIIF	Molokai MIL
1993	Punahou ILH	Hilo BIIF	Kaimuki OIA	Baldwin MIL
1994	Kalaheo OIA	Iolani ILH	Baldwin MIL	Hilo BIIF
1995	Kalaheo OIA	Saint Louis ILH	Baldwin MIL	Hilo BIIF
1996	Kalaheo OIA	Hilo BIIF	Saint Louis ILH	Baldwin MIL
1997	Iolani ILH	Kalaheo OIA	Baldwin MIL	Hilo BIIF
1998	Iolani ILH	Kalaheo OIA	Waiakea BIIF	Maui MIL
1999	Kalaheo OIA	Punahou ILH	Waiakea BIIF	Maui MIL
2000	Hilo BIIF	Saint Louis ILH	Roosevelt OIA	Baldwin MIL
2001	Kalaheo OIA	Iolani ILH	Honokaa BIIF	Maui MIL
2002	Iolani ILH	Kalaheo OIA	Lahainaluna MIL	Waiakea BIIF
2003	Iolani ILH	Maui MIL	Keaau BIIF	Kalaheo OIA
2004	Iolani ILH	Kalaheo OIA	Maui MIL	Kealakehe BIIF
2005	Iolani ILH	Kahuku OIA	Baldwin MIL	Konawaena BIIF

Year	#1 Seed	#2 Seed	#3 Seed	#4 Seed
2006	Iolani ILH	Kaimuki OIA	KS-Hawaii BIIF	Baldwin MIL
2007	Punahou ILH	Kaimuki OIA	KS-Hawaii BIIF	KS-Maui MIL
2008	Iolani ILH	Konawaena BIIF	Mililani OIA	KS-Maui MIL
2009	KS-Kapalama ILH	Kahuku OIA	Waiakea BIIF	Baldwin MIL
2010	Iolani ILH	Moanalua OIA	Hilo BIIF	Lahainaluna MIL
2011	Iolani ILH	Moanalua OIA	KS-Hawaii BIIF	Lahainaluna MIL
2012	Punahou ILH	Kahuku OIA	KS-Hawaii BIIF	Baldwin MIL
2013	Maryknoll ILH	Kalaheo OIA	King Kekaulike MIL	Konawaena BIIF
2014	Iolani ILH	Farrington OIA	Baldwin MIL	Konawaena BIIF
2015	Punahou ILH	Farrington OIA	Lahainaluna MIL	Konawaena BIIF
2016	Iolani ILH	Kalaheo OIA	Lahainaluna MIL	Waiakea BIIF
2017	Kahuku OIA	Punahou ILH	Lahainaluna MIL	Waiakea BIIF
2018	Maryknoll ILH	Kalaheo OIA	Lahainaluna MIL	KS-Hawaii BIIF
2019				

SEEDING BY TEAM/LEAGUE

#1 SEED				
ILH	OIA	MIL	BIIF	KIF
41	20	0	3	0

TEAM	App.	League	Year(s) (*In 1957 and 1958, there were co-#1 seeds)
Iolani	12	ILH	1997-98-2002-03-04-05-06-08-10-11-14-16
Punahou	10	ILH	1962-64-69-74-79-90-93-2007-12-15
Kalaheo	9	OIA	1976-84-85-91-94-95-96-99-2001
KS-Kapalama	6	HIL/ILH	1959-63-65-71-92-2009
Saint Louis	6	HIL/ILH	1957*-58*-61-66-67-68
Radford	5	OIA	1972-73-77-78-89
Maryknoll	3	ILH	1986-2013-18
University	2	ILH	1980-88
Moanalua	2	OIA	1981-87
Hilo	2	BIIF	1957*-2000
Farrington	3	OIA1/ILH2	1960-70-83
Kailua	2	OIA	1975-82
St. Joseph	1	BIIF	1958*
Kahuku	1	OIA	2017

#2 SEED

ILH	OIA	MIL	BIIF	KIF
29	23	1	7	0

TEAM	App.	League	Year(s)
Punahou	11	ILH	1961-63-68-70-72-73-75-77-78-99-17
Kalaheo	9	OIA	1986-92-97-98-2002-04-13-16-18
Maryknoll	6	ILH	1976-81-82-84-85-87
Hilo	5	BIIF	1967-69-91-93-96
Saint Louis	4	ILH	1960-65-95-2000
Farrington	4	ILH1/OIA3	1959-74-2014-15
KS-Kapalama	3	ILH	1962-64-66
Moanalua	3	OIA	1990-2010-11
Kahuku	3	OIA	2005-09-12
Iolani	2	ILH	1994-2001
Kaimuki	2	OIA	2006-07
University	2	ILH	1979-83
Maui	1	MIL	2003
Leilehua	1	OIA	1988
Honokaa	1	BIIF	1989
Konawaena	1	BIIF	2008
Radford	1	OIA	1971
Waipahu	1	OIA	1980

#3 SEED

ILH	OIA	MIL	BIIF	KIF
9	11	15	25	0

TEAM	App.	League	Year(s)
Hilo	10	BIIF	1959-62-64-70-73-81-86-90-92-2010
Baldwin	6	MIL	1978-94-95-97-2005-14
Lahainaluna	5	MIL	2002-15-16-17-18
Waiakea	4	BIIF	1987-98-99-2009
KS-Hawaii	4	BIIF	2006-07-11-12
Kahuku	4	ROIA/OIA	1966-67-68-77
KS-Kapalama	4	ILH	1969-76-89-91
Maui	2	MIL	1985-2004
Honokaa	2	BIIF	1988-2001
Saint Louis	2	ILH	1972-96
Punahou	2	ILH	1971-80
Waipahu	2	ROIA/OIA	1963-79
Radford	2	OIA	1974-82
Kohala	2	BIIF	1983-84
Kaimuki	1	OIA	1993
Roosevelt	1	OIA	2000
Keaau	1	BIIF	2003
Mililani	1	OIA	2008
King Kekaulike	1	MIL	2013
Laupahoehoe	1	BIIF	1960
St. Anthony	1	MIL	1961
St. Joseph	1	BIIF	1965
Iolani	1	ILH	1975

#4 SEED

ILH	OIA	MIL	BIIF	KIF
5	13	25	17	0

TEAM	App.	League	Year(s)
Baldwin	10	MIL	1960-79-90-91-93-96-2000-06-09-12
Hilo	8	BIIF	1961-63-65-76-85-94-95-97
Lahainaluna	5	MIL	1986-87-89-2010-11
Maui	5	MIL	1983-84-98-99-2001
Konawaena	4	BIIF	2005-13-14-15
Kailua	3	ROIA/OIA	1968-72-74
Waiakea	3	BIIF	2002-16-17
Molokai	2	MIL	1988-92
KS-Maui	2	MIL	2007-08
Punahou	2	ILH	1967-81
Leilehua	2	ROIA/OIA	1966-75
University	2	ILH	1978-82
Radford	2	ROIA/OIA	1962-69
Kalaheo	1	OIA	2003
Kealakehe	1	BIIF	2004
Kahuku	1	ROIA/OIA	1959
St. Anthony	1	MIL	1964
Castle	1	ROIA/OIA	1970
Kaimuki	1	OIA	1971
Roosevelt	1	OIA	1973
Saint Louis	1	ILH	1977
Farrington	1	OIA	1980
KS-Hawaii	1	BIIF	2018

SEEDING BY SCHOOL

Most times schools were seeded in Division 1						
TEAM	League	Total	#1 seed	#2 seed	#3 seed	#4 seed
Hilo	BIIF	25	2	5	10	8
Punahou	ILH	25	10	11	2	2
Kalaheo	OIA	19	9	9	0	1
Baldwin	MIL	16	0	0	6	10
Iolani	ILH	15	12	2	1	0
Saint Louis	HIL/ILH	13	6	4	2	1
KS-Kapalama	HIL/ILH	13	6	3	4	0
Radford	ROIA/OIA	10	5	1	2	2
Lahainaluna	MIL	10	0	0	5	5
Kahuku	ROIA/OIA	9	1	3	4	1
Maryknoll	ILH	9	3	6	0	0
Farrington	OIA/ILH	8	3	4	0	1
Maui	MIL	8	0	1	2	5
Waiakea	BIIF	7	0	0	4	3
Moanalua	OIA	5	2	3	0	0
Kailua	ROIA/OIA	5	2	0	0	3
Konawaena	BIIF	5	0	1	0	4
KS-Hawaii	BIIF	5	0	0	4	1
University	ILH	4	2	2	0	0
Kaimuki	OIA	4	0	2	1	1
Honokaa	BIIF	3	0	1	2	0
Leilehua	ROIA/OIA	3	0	1	0	2
Waipahu	ROIA/OIA	3	0	1	2	0
St. Joseph	BIIF	2	1	0	1	0
Kohala	BIIF	2	0	0	2	0
KS-Maui	MIL	2	0	0	0	2
Molokai	MIL	2	0	0	0	2
Roosevelt	OIA	2	0	0	1	1
St. Anthony	MIL	2	0	0	1	1
Castle	ROIA/OIA	1	0	0	0	1
Keaau	BIIF	1	0	0	1	0
Kealakehe	BIIF	1	0	0	0	1
King Kekaulike	MIL	1	0	0	1	0
Laupahoehoe	BIIF	1	0	0	1	0
Mililani	OIA	1	0	0	1	0

HHSAA DIVISION I BASKETBALL CHAMPIONS – BOYS 1957-82 (8-team tournament), 1983-present (12-team tournament)

Year	Champion	League	Head Coach	Score	Runner-up	Third Place	Fourth Place	Fifth Place	Consolation
2018	Punahou (11)	ILH	Darren Matsuda	64-37	Kahuku (4)	Maryknoll (4)	Moanalua (2)	Lahainaluna (3)	
2017	Kahuku	OIA	Brandyn Akana	70-55	Punahou (11)	Lahainaluna (2)	Iolani (4)	Kalaheo (8)	
2016	Iolani (11)	ILH	Dean Shimamoto	45-40	Punahou (10)	Kahuku (4)	Kaiser	Kalaheo (7)	McKinley
2015	Kalaheo (5)	OIA	Alika Smith	53-45	Iolani (4)	Campbell	Kahuku (3)	Lahainaluna (2)	Moanalua
2014	Iolani (10)	ILH	Dean Shimamoto	43-40	Farrington (2)	Maryknoll (3)	Campbell (2)	Konawaena	Waiakea
2013	Kalaheo (4)	OIA	Alika Smith	60-54 (OT)	Maryknoll (6)	Punahou (6)	Konawaena	Baldwin (3)	Farrington (2)
2012	Punahou (10)	ILH	Darren Matsuda	59-52	Kahuku (3)	Baldwin (6)	KS-Hawaii (2)	Acad. Pacific	Kapolei
2011	KS-Kapalama (7)	ILH	Jesse Nakanishi	64-53	Iolani (3)	Kahuku (3)	Acad. Pacific	Radford (2)	Mililani (3)
2010	Iolani (9)	ILH	Dean Shimamoto	46-43	KS-Kapalama (7)	Punahou (5)	Kahuku (2)	Mililani	KS-Maui
2009	KS-Kapalama (6)	ILH	Jesse Nakanishi	47-45	Kahuku (2)	Iolani	Kaimuki	Punahou (4)	Lahainaluna
2008	Punahou (9)	ILH	Dan Hale	41-38	KS-Hawaii	Konawaena	(vacated)	KS-Kapalama (3)	Kahuku (3)
2007	Kaimuki (2)	OIA	Kelly Grant	61-53	Punahou (9)	Kalaheo (6)	KS-Hawaii	Iolani (2)	Honokaa

DIVISION “AA” BASKETBALL CHAMPIONS

Year	Champion	League	Head Coach	Score	Runner-up	Third Place	Fourth Place	Fifth Place	Consolation
2006	Iolani (8)	ILH	Mark Mugiishi	54-41	Kaimuki	KS-Kapalama (3)	Kahuku	Kalaheo (6)	Saint Louis
2005	Iolani (7)	ILH	Mark Mugiishi	62-51	Kahuku	Baldwin (6)	Campbell	Punahou (3)	Kauai
2004	Iolani (6)	ILH	Mark Mugiishi	64-54	Kalaheo (6)	Punahou (4)	Mililani (2)	KS-Kapalama (2)	Baldwin (3)
2003	Iolani (5)	ILH	Mark Mugiishi	61-37	Saint Louis (6)	Maui	KS-Kapalama (3)	Kalaheo (5)	Waimea
2002	Iolani (4)	ILH	Mark Mugiishi	58-57	Kalaheo (5)	Kaimuki (4)	Mililani	Castle	Punahou (2)
2001	Kalaheo (3)	OIA	Pete Smith	68-60	Iolani (2)	Honokaa (2)	Saint Louis	Leilehua (3)	Kahuku (2)
2000	Hilo (3)	BIIF	Larry Manliguis	68-55	Saint Louis (5)	Roosevelt	Baldwin (4)	Kalaheo (4)	Mililani (2)
1999	Punahou (8)	ILH	Alan Lum	51-47 (OT)	Kalaheo (4)	Saint Louis (4)	Waiakea	Maui	Waianae
1998	Iolani (3)	ILH	Mark Mugiishi	62-59 (2OT)	Kalaheo (3)	Saint Louis (3)	Maui	Moanalua (2)	Mililani
1997	Moanalua (2)	OIA	Eddie Maruyama	58-57	Iolani	Kalaheo (5)	Hilo (9)	Baldwin (2)	Punahou
1996	Moanalua	OIA	Eddie Maruyama	49-44	Kalaheo (2)	Saint Louis (2)	Iolani (3)	Hilo (4)	Campbell
1995	Kalaheo (2)	OIA	Pete Smith	49-42	Saint Louis (4)	Waiakea	Hilo (8)	Punahou (2)	Aiea
1994	Iolani (2)	ILH	Mark Mugiishi	53-52	Kamehameha (6)	Kalaheo (4)	Baldwin (3)	Moanalua	Waipahu
1993	Kaimuki	OIA	Raymond Fujino	53-50	Aiea	Punahou (3)	Hilo (7)	Kalaheo (3)	Leilehua
1992	Kamehameha (5)	ILH	James Winchester	76-73 (3OT)	Hilo (4)	Kaimuki (3)	Kalaheo	Molokai	Baldwin (2)
1991	Hilo (2)	BIIF	Larry Manliguis	59-44	Kalaheo	Baldwin (4)	Kamehameha (2)	Roosevelt	Maryknoll
1990	Punahou (7)	ILH	Chris McLachlin	68-58	Maui (2)	Baldwin (3)	Iolani (2)	Hilo (3)	Castle
1989	Radford (4)	OIA	James Alegre	43-42	Kamehameha (5)	Honokaa	Iolani	Kalaheo (2)	Kapaa
1988	University (3)	ILH	Darryl Gabriel	38-36	Maryknoll (5)	Kamehameha (2)	Molokai	Farrington (2)	Kahuku
1987	University (2)	ILH	Robert Au	47-43	Punahou (8)	Maryknoll (2)	Hilo (6)	Waiakea	Kaimuki
1986	Saint Louis (6)	ILH	Kaipo Spencer	37-31	Maryknoll (4)	Kalaheo (3)	Pearl City (2)	Baldwin	Farrington
1985	Kalaheo	OIA	Pete Smith	57-55	Radford	Maryknoll	Kamehameha	Waipahu (2)	Baldwin
1984	Maryknoll	ILH	Tony Sellitto	55-44	Maui	Kalaheo (2)	Kohala (2)	Punahou	University
1983	Iolani	ILH	Glenn Young	62-47	Leilehua	Farrington	University	Saint Louis (2)	Pearl City
1982	Kailua (2)	OIA	Louis Santos	47-42	Maryknoll (3)	University	Baldwin (2)	Kaiser	

Year	Champion	League	Head Coach	Score	Runner-up	Third Place	Fourth Place	Fifth Place	Consolation
1981	Punahou (6)	ILH	Robin Durand	41-40	Maryknoll (2)	Castle	Moanalua	Kailua (2)	
1980	Punahou (5)	ILH	Ray Buck	73-60	University	Waipahu	Hilo (5)	Farrington	
1979	Punahou (4)	ILH	Chris McLachlin	60-28	Moanalua	Baldwin (2)	Kohala	University	
1978	University	ILH	Claude Hottendorf	65-63 (OT)	Punahou (7)	Baldwin	Radford (3)	Kalaheo	
1977	Radford (3)	OIA	James Alegre	48-46	Punahou (6)	Saint Louis	Hilo (4)	Kahuku (5)	
1976	Kamehameha (4)	ILH	Jeff Mast	46-39	Maryknoll	Kalaheo	Pearl City	Leilehua (2)	
1975	Punahou (3)	ILH	Chris McLachlin	77-70	Kailua (3)	Hilo (7)	Kalani	Iolani	
1974	Punahou (2)	ILH	Bud Scott	73-56	Kailua (2)	Radford (2)	Farrington (2)	St. Joseph	
1973	Leilehua	OIA	Richard Townsend	56-52	Hilo (3)	Punahou (2)	Radford (2)	Kamehameha	
1972	Kailua	OIA	Mervin Lopes	65-55	Saint Louis (3)	Radford	Punahou (4)	Kahuku (4)	
1971	Radford (2)	OIA	James Alegre	51-50	Kamehameha (4)	Kaimuki (2)	Punahou (3)	Waipahu/Hilo(2)	
1970	Punahou	ILH	Bud Scott	56-44	Farrington	Hilo (6)	Castle	Kahuku (3)	
1969	Radford	OIA	James Alegre	66-51	Kamehameha (3)	Punahou	Hilo (3)	St. Anthony (2)	
1968	Saint Louis (5)	ILH	Walter Wong	60-36	Punahou (5)	Kahuku (2)	Kailua	Hilo	
1967	Saint Louis (4)	ILH	Walter Wong	48-40	Hilo (2)	Kahuku	Punahou (2)	St. Anthony	
1966	Saint Louis (3)	ILH	Walter Wong	69-49	Kamehameha (2)	Hilo (5)	Farrington	Leilehua	
1965	Kamehameha (3)	ILH	Jack Herbertson	55-49	Kailua	St. Joseph	Hilo (2)	Saint Louis	
1964	Hilo	BIIF	Albert Manliguis	63-55 (OT)	Punahou (4)	Kamehameha	St. Anthony (2)	Kahuku (2)	
1963	Kamehameha (2)	ILH	Jack Herbertson	60-40	Punahou (3)	Hilo (4)	Waipahu	Radford	
1962	Kamehameha	ILH	Jack Herbertson	59-58	Punahou (2)	Hilo (3)	Radford	Waimea (2)	
1961	Saint Louis (2)	ILH	Walter Wong	54-44	Punahou	St. Anthony	Hilo	Kailua	
1960	Farrington (2)	ILH	Robert Ikehara	44-32	Saint Louis (2)	Laupahoehoe	Baldwin	Waimea	
1959	Farrington	ILH	Robert Ikehara	48-37	Kamehameha	Hilo (2)	St. Anthony	Kahuku	
1958	St. Joseph	BIIF	Walter Victor	53-50 (OT)	Saint Louis	Hilo	Punahou	Lahainaluna	
1957	Saint Louis	ILH	Walter Wong	65-55	Hilo	(Lahainaluna & Kaimuki)		Kapaa	

HHSAA ALL-TIME BOYS BASKETBALL SCORES

"A" (1957-69),
 "AA" (1970-2006),
 Division 1 (2007-present)

1957 (*top seed in bracket) Feb. 28 At Punahou Lahainaluna 60, Waipahu 53 *Saint Louis 61, Kapaa 27 At McCabe Gym, Saint Louis Kaimuki 52, Lanai 32 *Hilo 51, Waialua 27	1960 (At Hilo Civic Auditorium) March 3 Baldwin 49, Molokai 38 2) Saint Louis 62, Kailua 43 Laupahoehoe 52, Waimea 40 1) Farrington 48, Hilo 27 March 4 Waimea 59, Kailua 55 Molokai 50, Hilo 48 2) Saint Louis 41, Laupahoehoe 34 1) Farrington 44, Baldwin 30 March 5 Waimea 42, Molokai 31 Laupahoehoe 42, Baldwin 41 1) Farrington 44, 2) Saint Louis 32	1964 (At War Memorial Gym, Maui) March 5 4) St. Anthony 62, Molokai 40 3) Hilo 79, Baldwin 46 1) Punahou 67, Kahuku 51 2) Kamehameha 75, Kauai 50 March 6 Baldwin 60, Kauai 55 Kahuku 63, Molokai 50 3) Hilo 59, 2) Kamehameha 45 1) Punahou 63, 4) St. Anthony 53 March 7 Kahuku 55, Baldwin 51 Kamehameha 92, St. Anthony 58 3) Hilo 63, 1) Punahou 55
March 1 At Punahou Kapaa 53, Waipahu 41 Lanai 48, Waialua 43 At Civic Auditorium *Saint Louis 66, Lahainaluna 47 *Hilo 65, Kaimuki 50 March 2 At Civic Auditorium Kapaa 48, Lanai 46 (No third place game) *Saint Louis 65, *Hilo 55	1961 (At Klum Gym, UH Manoa) March 9 2) Punahou 55, Molokai 27 1) Saint Louis 66, Waimea 22 Hilo 48, Waipahu 31 St. Anthony 50, Kailua 49 March 10 Kailua 56, Molokai 43 Waimea 45, Waipahu 34 2) Punahou 54, St. Anthony 29 1) Saint Louis 52, Hilo 45 March 11 Kailua 44, Waimea 41 St. Anthony 47, Hilo 42 1) Saint Louis 54, 2) Punahou 44	1965 (At Hilo Civic Auditorium) March 4 Kailua 56, 2) Saint Louis 50 4) Hilo 72, Maui 47 1) Kamehameha 71, Radford 50 3) St. Joseph 65, Kauai 40 March 5 Saint Louis 76, Kauai 35 Maui 50, Radford 45 Kailua 48, 3) St. Joseph 46 1) Kamehameha 48, 4) Hilo 43 March 6 Saint Louis 76, Maui 59 St. Joseph 62, Hilo 54 1) Kamehameha 55, Kailua 49
1958 (*top seed in bracket) Feb. 20 At Hilo Armory Punahou 50, Kahuku 48 *St. Joseph 62, Molokai 56 At Hilo Civic Auditorium Hilo 64, Kapaa 49 *Saint Louis 53, Lahainaluna 49 Feb. 21 At Hilo Civic Auditorium Kahuku 57, Molokai 55 (OT) Lahainaluna 69, Kapaa 46 *Saint Louis 52, Hilo 42 *St. Joseph 59, Punahou 49 Feb. 22 At Hilo Civic Auditorium Lahainaluna 48, Kahuku 41 Hilo 57, Punahou 38 *St. Joseph 53, *Saint Louis 50 (OT)	1962 (At Hilo Civic Auditorium) March 8 4) Radford 69, Molokai 31 3) Hilo 81, Waimea 66 1) Punahou 46, Honokaa 43 2) Kamehameha 48, St. Anthony 46 March 9 Waimea 54, St. Anthony 41 Honokaa 65, Molokai 31 1) Punahou 42, 4) Radford 40 (OT) 2) Kamehameha 56, 3) Hilo 52 March 10 Waimea 53, Honokaa 34 Hilo 48, Radford 42 2) Kamehameha 59, 1) Punahou 58	1966 March 3 At Farrington 2) Kamehameha 62, Kauai 50 1) Saint Louis 55, St. Anthony 34 Hilo 55, 3) Kahuku 52 (OT) Farrington 61, 4) Leilehua 55 March 4 At Honolulu International Ctr. Leilehua 79, St. Anthony 62 Kahuku 80, Kauai 64 2) Kamehameha 68, Hilo 50 1) Saint Louis 63, Farrington 42 March 5 Leilehua 64, Kahuku 62 Hilo 66, Farrington 54 1) Saint Louis 69, 2) Kamehameha 49
1959 (At Klum Gym, UH Manoa) Feb. 26 1) Kamehameha 64, Molokai 37 St. Anthony 59, Kahuku 49 Hilo 52, Waipahu 50 (OT) 2) Farrington 44, Waimea 38 Feb. 27 Waimea 50, Waipahu 46 (OT) Kahuku 49, Molokai 38 2) Farrington 57, Hilo 40 1) Kamehameha 53, St. Anthony 51 Feb. 28 Kahuku 51, Waimea 48 Hilo 58, St. Anthony 39 2) Farrington 48, 1) Kamehameha 37	1963 (At Klum Gym, UH Manoa) Feb. 28 4) Hilo 52, Molokai 27 3) Waipahu 31, Waimea 28 1) Kamehameha 62, Radford 43 2) Punahou 64, St. Anthony 34 March 1 St. Anthony 49, Waimea 37 Radford 56, Molokai 37 1) Kamehameha 61, 4) Hilo 54 2) Punahou 67, 3) Waipahu 46 March 2 Radford 47, St. Anthony 45 Hilo 54, Waipahu 48 1) Kamehameha 60, 2) Punahou 40	1967 (At War Memorial Gymnasium, Maui) March 2 4) Punahou 68, Molokai 36 3) Kahuku 55, Kauai 35 1) Saint Louis 64, St. Anthony 47 2) Hilo 86, Maui 60 March 3 Kauai 51, Maui 46 St. Anthony 66, Molokai 48 2) Hilo 69, 3) Kahuku 42 1) Saint Louis 61, 4) Punahou 50 March 4 St. Anthony 59, Kauai 52 Kahuku 73, Punahou 62 1) Saint Louis 48, 2) Hilo 40

<p>1968 (At Honolulu International Center)</p> <p><u>March 7</u> 4) Kailua 50, Lanai 32 2) Punahou 62, St. Anthony 53 3) Kahuku 48, Kauai 41 1) Saint Louis 67, Hilo 55</p> <p><u>March 8</u> Hilo 61, Lanai 29 Kauai 53, St. Anthony 51 2) Punahou 60, 3) Kahuku 46 1) Saint Louis 63, 4) Kailua 39</p> <p><u>March 9</u> Hilo 57, Kauai 38 Kahuku 61, Kailua 51 1) Saint Louis 60, 2) Punahou 36</p>	<p>1972 (At Honolulu International Center)</p> <p><u>March 2</u> 1) Radford 61, Baldwin 43 2) Punahou 64, Hilo 47 3) Saint Louis 70, Kahuku 53 4) Kailua 69, Waimea 54</p> <p><u>March 3</u> Kahuku 56, Baldwin 38 Hilo 55, Waimea 41 3) Saint Louis 55, 1) Radford 49 4) Kailua 75, 2) Punahou 61</p> <p><u>March 4</u> Kahuku 46, Hilo 45 Radford 56, Punahou 55 4) Kailua 63, 3) Saint Louis 44</p>	<p>1976 (At Honolulu International Center)</p> <p><u>March 11</u> Pearl City 41, 4) Hilo 39 1) Kalaheo 72, Kapaa 49 2) Maryknoll 66, Baldwin 49 3) Kamehameha 79, Leilehua 36</p> <p><u>March 12</u> Leilehua 68, Kapaa 36 Hilo 45, Baldwin 28 2) Maryknoll 48, Pearl City 41 3) Kamehameha 45, 1) Kalaheo 42</p> <p><u>March 13</u> Leilehua 71, Hilo 69 Kalaheo 61, Pearl City 51 3) Kamehameha 46, 2) Maryknoll 39</p>
<p>1969 (At Hilo Civic Auditorium)</p> <p><u>March 6</u> 1) Punahou 68, Kapaa 41 2) Hilo 59, Lanai 27 3) Kamehameha 51, St. Anthony 50 4) Radford 58, St. Joseph 33</p> <p><u>March 7</u> St. Joseph 68, Kapaa 49 St. Anthony 55, Lanai 43 4) Radford 51, 1) Punahou 49 3) Kamehameha 51, 2) Hilo 46</p> <p><u>March 8</u> St. Anthony 76, St. Joseph 71 Punahou 70, Hilo 56 4) Radford 66, 3) Kamehameha 51</p>	<p>1973 (At Honolulu International Center)</p> <p><u>March 8</u> 3) Hilo 59, Kamehameha 53 1) Radford 63, Waimea 48 2) Punahou 70, Baldwin 59 Leilehua 49, 4) Roosevelt 44</p> <p><u>March 9</u> Kamehameha 45, Waimea 36 Roosevelt 45, Baldwin 37 3) Hilo 51, 1) Radford 49 Leilehua 70, 2) Punahou 65</p> <p><u>March 10</u> Kamehameha 59, Roosevelt 47 Punahou 59, Radford 51 Leilehua 56, 3) Hilo 52</p>	<p>1977 (At Honolulu International Center)</p> <p><u>March 10</u> Hilo 61, 3) Kahuku 47 1) Radford 57, Kapaa 29 4) Saint Louis 58, Nanakuli 52 2) Punahou 59, Baldwin 40</p> <p><u>March 11</u> Kapaa 40, Nanakuli 38 Kahuku 65, Baldwin 55 1) Radford 54, 4) Saint Louis 38 2) Punahou 63, Hilo 45</p> <p><u>March 12</u> Kahuku 65, Kapaa 55 Saint Louis 62, Hilo 57 1) Radford 48, 2) Punahou 46</p>
<p>1970 (At Honolulu International Ctr)</p> <p><u>March 5</u> 1) Farrington 41, Lanai 30 2) Punahou 60, Waimea 20 4) Castle 66, St. Anthony 63 3) Hilo 68, Kahuku 62</p> <p><u>March 6</u> St. Anthony 47, Lanai 44 Kahuku 53, Waimea 37 2) Punahou 68, 3) Hilo 56 1) Farrington 45, 4) Castle 34</p> <p><u>March 7</u> Kahuku 80, St. Anthony 66 Hilo 59, Castle 46 2) Punahou 56, 1) Farrington 44</p>	<p>1974 (At Honolulu International Center)</p> <p><u>March 7</u> 3) Radford 67, St. Joseph 55 1) Punahou 74, Waimea 40 2) Farrington 64, Lahainaluna 50 4) Kailua 54, Damien 53</p> <p><u>March 8</u> Damien 63, Lahainaluna 44 St. Joseph 56, Waimea 46 4) Kailua 56, 2) Farrington 46 1) Punahou 52, 3) Radford 46</p> <p><u>March 9</u> St. Joseph 62, Damien 42 Radford 45, Farrington 39 1) Punahou 73, 4) Kailua 56</p>	<p>1978 (At Honolulu International Center)</p> <p><u>March 9</u> 1) Radford 57, Kapaa 41 2) Punahou 57, Kalani 47 3) Baldwin 63, Kalaheo 44 4) University 61, Hilo 49</p> <p><u>March 10</u> Kapaa 36, Hilo 34 (OT) Kalaheo 61, Kalani 38 2) Punahou 45, 3) Baldwin 41 4) University 75, 1) Radford 59</p> <p><u>March 11</u> Kalaheo 51, Kapaa 38 Baldwin 71, Radford 58 4) University 65, 2) Punahou 63 (OT)</p>
<p>1971 (At Honolulu International Center)</p> <p><u>March 4</u> 4) Kaimuki 52, Hilo 48 1) Kamehameha 70, Waimea 52 2) Radford 82, Lahainaluna 59 3) Punahou 59, Waipahu 55</p> <p><u>March 5</u> Waipahu 48, Lahainaluna 38 Hilo 37, Waimea 33 2) Radford 55, 3) Punahou 53 1) Kamehameha 66, 4) Kaimuki 32</p> <p><u>March 6</u> (No consolation championship) Kaimuki 65, Punahou 56 2) Radford 51, 1) Kamehameha 50</p>	<p>1975 (At Honolulu International Center)</p> <p><u>March 6</u> 1) Kailua 68, Kapaa 59 2) Punahou 56, Baldwin 40 Kalani 56, 3) Iolani 50 Hilo 64, 4) Leilehua 57</p> <p><u>March 7</u> Iolani 63, Kapaa 50 Baldwin 58, Leilehua 46 1) Kailua 51, Kalani 45 2) Punahou 69, Hilo 40</p> <p><u>March 8</u> Iolani 58, Baldwin 56 Hilo 58, Kalani 47 2) Punahou 77, 1) Kailua 70</p>	<p>1979 (At Honolulu International Center)</p> <p><u>March 8</u> 1) Punahou 77, Kapaa 29 Kohala 57, 3) Waipahu 56 Moanalua 66, 2) University 45 4) Baldwin 63, Kaiser 57</p> <p><u>March 9</u> Kaiser 75, Kapaa 49 University 68, Waipahu 65 Moanalua 66, Kohala 49 1) Punahou 58, 4) Baldwin 48</p> <p><u>March 10</u> University 78, Kaiser 68 Baldwin 68, Kohala 63 1) Punahou 60, Moanalua 28</p>

1980 (At Neal Blaisdell Arena)	1984	1986
March 6 Hilo 59, 4) Farrington 46 3) Punahou 68, Waianae 55 2) Waipahu 59, Waimea 51 1) University 65, Lahainaluna 42	Mar. 3 (Play-in game at Mid-Pacific) Punahou 74, Farrington 72	Mar. 3 (Play-in game at Mid-Pacific) Moanalua 55, Kamehameha 46
March 7 Farrington 64, Lahainaluna 51 Waimea 59, Waianae 54 1) University 79, Hilo 63 3) Punahou 63, 2) Waipahu 54	March 7 At McKinley Punahou 70, Hilo 35 Waipahu 57, University 50 At Punahou Mililani 83, Lanai 62 Pearl City 57, Waimea 41	March 12 At McKinley Baldwin 36, Kaimuki 35 Saint Louis 55, Farrington 48 At Punahou Moanalua 82, Waimea 56 Pearl City 54, St. Joseph 47
March 8 Farrington 57, Waimea 43 Waipahu 56, Hilo 55 (2OT) 3) Punahou 73, 1) University 60	March 8 At Neal Blaisdell Arena University 105, Hilo 57 (4) Maui 40, Waipahu 36 (3) Kohala 60, Mililani 55 (2) Maryknoll 61, Pearl City 27 (1) Kalaheo 43, Punahou 41	March 13 At Neal Blaisdell Arena St. Joseph 67, Waimea 60 Saint Louis 57, (3) Hilo 52 Pearl City 49, (4) Lahainaluna 47 (2) Kalaheo 46, Baldwin 33 (1) Maryknoll 58, Moanalua 57
1981 (At Neal Blaisdell Arena)	March 9 Waimea 75, Lanai 65 Pearl City 49, Mililani 43 Punahou 46, Waipahu 43 (2OT) (2) Maryknoll 70, (3) Kohala 44 (4) Maui 54, (1) Kalaheo 48	March 14 Farrington 55, Kaimuki 52 Moanalua 84, Lahainaluna 73 Baldwin 60, Hilo 46 (1) Maryknoll 47, Pearl City 33 Saint Louis 52, (2) Kalaheo 44
March 12 Castle 50, 3) Hilo 49 4) Punahou 64, Lahainaluna 49 2) Maryknoll 43, Kailua 38 (2OT) 1) Moanalua 69, Kapaa 50	March 10 University 78, Waimea 50 Punahou 48, Pearl City 42 (OT) Kalaheo 61, Kohala 51 (2) Maryknoll 55, (4) Maui 44	March 15 Farrington 88, St. Joseph 58 Baldwin 68, Moanalua 63 (3OT) Kalaheo 60, Pearl City 52 (4OT) Saint Louis 37, (1) Maryknoll 31
March 13 Kapaa 66, Lahainaluna 64 Kailua 45, Hilo 43 2) Maryknoll 44, Castle 43 4) Punahou 59, 1) Moanalua 58 (3OT)	1985	1987
March 14 Kailua 54, Kapaa 41 Castle 55, Moanalua 40 4) Punahou 41, 2) Maryknoll 40	Mar. 2 (Play-in game at Farrington) Punahou 74, Kahuku 42	Mar. 7 (Play-in game at Kaimuki) Punahou 67, Radford 44
1982 (At Neal Blaisdell Arena)	March 6 At McKinley Punahou 55, Baldwin 47 Kamehameha 67, Mililani 54 At Punahou Radford 70, Waimea 45 Waipahu 64, Waiakea 61	March 11 At Farrington Hilo 80, Kapaa 62 University 52, Kaimuki 46 At McKinley Punahou 45, Kahuku 37 Kalaheo 46, Baldwin 44
March 11 1) Kailua 59, Kapaa 34 4) University 65, Kaiser 43 2) Maryknoll 67, Waiakea 28 Baldwin 59, 3) Radford 55	March 7 At Neal Blaisdell Arena Baldwin 55, Mililani 54 Radford 70, (3) Maui 51 Kamehameha 60, (4) Hilo 51 (2) Maryknoll 55, Waipahu 53 (2OT) (1) Kalaheo 63, Punahou 52	March 12 At Neal Blaisdell Arena Kaimuki 69, Kapaa 56 Hilo 91, (1) Moanalua 87 University 67, (4) Lahainaluna 48 Punahou 39, (3) Waiakea 29 (2) Maryknoll 49, Kalaheo 34
March 12 Kaiser 75, Kapaa 57 Waiakea 54, Radford 50 1) Kailua 44, 4) University 41 (2OT) 2) Maryknoll 62, Baldwin 48	March 8 Waiakea 59, Waimea 42 Punahou 71, Hilo 64 Waipahu 71, Maui 45 Radford 70, (2) Maryknoll 55 (1) Kalaheo 42, Kamehameha 41	March 13 Kahuku 51, Baldwin 46 Moanalua 73, Lahainaluna 61 Waiakea 61, Kalaheo 57 University 56, Hilo 51 Punahou 37, (2) Maryknoll 36
March 13 Kaiser 59, Waiakea 42 University 71, Baldwin 53 1) Kailua 47, 2) Maryknoll 42	March 9 Baldwin 59, Waiakea 57 (OT) Waipahu 65, Punahou 60 Maryknoll 57, Kamehameha 54 (1) Kalaheo 57, Radford 55	March 14 Kaimuki 62, Kahuku 53 Waiakea 78, Moanalua 68 Maryknoll 87, Hilo 55 University 47, Punahou 43
1983 (At Neal Blaisdell Arena)		
March 9 Kahuku 66, Kapaa 29 Saint Louis 61, Waiakea 38 Leilehua 66, Molokai 54 Iolani 71, Pearl City 47		
March 10 Pearl City 60, Waiakea 44 Leilehua 65, (3) Kohala 63 (OT) Iolani 70, (4) Maui 40 (1) Farrington 50, Saint Louis 48 (2) University 58, Kahuku 48		
March 11 Kapaa 49, Molokai 47 Kahuku 70, Kohala 61 Saint Louis 52, Maui 33 Iolani 76, (1) Farrington 69 Leilehua 46, (2) University 39		
March 12 Pearl City 69, Kapaa 49 Saint Louis 56, Kahuku 53 Farrington 58, University 56 Iolani 62, Leilehua 46		

1988
Mar. 5 (Play-in game at Mid-Pacific) Kamehameha 69, Radford 66
<u>March 9</u> At McCabe Gym, Saint Louis Farrington 67, Hilo 58 Kalaheo 68, Kapaa 63 At Farrington Kamehameha 54, Baldwin 49 Maryknoll 84, Kahuku 51
<u>March 10</u> At Neal Blaisdell Arena Hilo 66, Kapaa 59 Kamehameha 56, (2) Leilehua 53 Maryknoll 74, (3) Honokaa 42 (4) Molokai 74, Kalaheo 59 (1) University 88, Farrington 68
<u>March 11</u> Kahuku 46, Baldwin 41 Farrington 63, Kalaheo 58 Honokaa 62, Leilehua 49 (1) University 82, (4) Molokai 53 Maryknoll 47, Kamehameha 30
<u>March 12</u> Kahuku 73, Hilo 71 Farrington 65, Honokaa 63 Kamehameha 68, Molokai 67 (1) University 38, Maryknoll 36

1990
Mar. 3 (Play-in game at Mid-Pacific) Kamehameha 55, Kalaheo 47
<u>March 7</u> At McKinley Maui 74, Kamehameha 71 Iolani 55, Castle 52 At Punahou Radford 73, Kauai 53 Roosevelt 40, Waiakea 39
<u>March 8</u> At Blaisdell Arena Waiakea 60, Kauai 44 (4) Baldwin 55, Radford 50 (1) Punahou 51, Roosevelt 40 Iolani 59, (3) Hilo 52 Maui 62, (2) Moanalua 59 (OT)
<u>March 9</u> Castle 73, Kamehameha 71 Roosevelt 58, Radford 37 Hilo 63, Moanalua 39 (1) Punahou 60, (4) Baldwin 47 Maui 51, Iolani 41
<u>March 10</u> Castle 84, Waiakea 72 Hilo 64, Roosevelt 55 Baldwin 60, Iolani 56 (1) Punahou 68, Maui 58

1992
<u>March 4</u> At Kekuhaupio Gym, Kamehameha Roosevelt 77, Baldwin 67 Punahou 59, Pearl City 43 At McKinley Kaimuki 63, Kapaa 59 Moanalua 60, Kohala 56
<u>March 5</u> At Blaisdell Arena Kohala 78, Kapaa 69 (3) Hilo 63, Punahou 62 Kaimuki 65, (4) Molokai 60 (2) Kalaheo 50, Roosevelt 38 (1) Kamehameha 49, Moanalua 34
<u>March 6</u> Baldwin 74, Pearl City 54 Roosevelt 75, Punahou 86 Molokai 70, Moanalua 66 (3) Hilo 52, (2) Kalaheo 51 (2OT) (1) Kamehameha 46, Kaimuki 42
<u>March 7</u> Baldwin 62, Kohala 54 Molokai 82, Roosevelt 80 Kaimuki 44, Kalaheo 43 (OT) (1) Kamehameha 76, (3) Hilo 73 (3OT)

1989
Mar. 4 (Play-in game at Moanalua) Saint Louis 58, Farrington 51
<u>March 8</u> At McKinley Iolani 66, St. Joseph 43 Saint Louis 57, Kaimuki 52 At Farrington Kalaheo 57, Kapaa 47 McKinley 69, Baldwin 42
<u>March 9</u> At Neal Blaisdell Arena Kaimuki 79, St. Joseph 66 (2) Honokaa 69, Kalaheo 51 Iolani 58, (4) Lahainaluna 39 (3) Kamehameha 54, McKinley 35 (1) Radford 78, Saint Louis 59
<u>March 10</u> Kapaa 63, Baldwin 53 Saint Louis 58, Lahainaluna 45 Kalaheo 44, McKinley 42 (3) Kamehameha 53, (2) Honokaa 51 (1) Radford 43, Iolani 42
<u>March 11</u> Kapaa 64, Kaimuki 57 Kalaheo 57, Saint Louis 46 Honokaa 76, Iolani 71 (1) Radford 57, (3) Kamehameha 55

1991
<u>March 6</u> At McKinley Mililani 71, Kohala 68 Roosevelt 61, Maryknoll 48 At Kekuhaupio Gym, Kamehameha Kahuku 70, Molokai 55 Kailua 65, Kapaa 48
<u>March 7</u> At Blaisdell Arena Maryknoll 55, Kohala 41 (1) Kalaheo 56, Mililani 40 (4) Baldwin 41, Roosevelt 37 (2) Hilo 73, Kahuku 72 (3) Kamehameha 60, Kailua 51
<u>March 8</u> Kapaa 56, Molokai 54 Roosevelt 70, Mililani 55 Kailua 69, Kahuku 51 (1) Kalaheo 53, (4) Baldwin 35 (2) Hilo 49, (3) Kamehameha 46
<u>March 9</u> Maryknoll 68, Kapaa 55 Roosevelt 53, Kailua 41 Baldwin 47, Kamehameha 46 (2) Hilo 59, (1) Kalaheo 44

1993
<u>March 3</u> At Kekuhaupio Gym, Kamehameha Kahuku 65, Waiakea 58 Aiea 75, Kapaa 41 At McKinley Kalaheo 90, St. Anthony 64 Saint Louis 49, Leilehua 38
<u>March 4</u> At Neal Blaisdell Arena Waiakea 73, Kapaa 43 (3) Kaimuki 40, Saint Louis 37 (2) Hilo 63, Kalaheo 60 Aiea 57, (4) Baldwin 54 (1) Punahou 68, Kahuku 59
<u>March 5</u> Leilehua 57, St. Anthony 27 Kalaheo 54, Saint Louis 34 Baldwin 48, Kahuku 46 (3) Kaimuki 56, (2) Hilo 53 Aiea 39, (1) Punahou 38
<u>March 6</u> Leilehua 53, Waiakea 46 Kalaheo 58, Baldwin 46 Punahou 70, Hilo 66 (3) Kaimuki 53, Aiea 50

1994 March 9 At Kekuhaupio Gym, Kamehameha Kaimuki 71, Konawaena 56 Moanalua 40, Kapaa 34 At McKinley Kamehameha 67, Waipahu 34 Kahuku 78, Lahainaluna 58	1996 Feb. 28 At Kekuhaupio Gym, Kamehameha Moanalua 69, Seabury Hall 52 Kahuku 67, Campbell 66 At McKinley Kaiser 45, Kauai 35 Iolani 49, Konawaena 36	1998 Feb. 18 At McCabe Gym, Saint Louis Kaimuki 55, Waimea 34 Moanalua 74, Hilo 43 At McKinley Seabury Hall 64, Aiea 49 Saint Louis 43, Mililani 41
March 10 At Neal Blaisdell Arena Waipahu 59, Lahainaluna 44 Kamehameha 78, (4) Hilo 71 (1) Kalaheo 68, Kahuku 50 (3) Baldwin 61, Kaimuki 51 (2) Iolani 62, Moanalua 50	Feb. 29 At Neal Blaisdell Arena Konawaena 63, Kauai 56 (1) Kalaheo 44, Kaiser 41 Iolani 38, (4) Baldwin 32 (3) Saint Louis 63, Kahuku 54 Moanalua 59, (2) Hilo 51	Feb. 19 At Neal Blaisdell Arena Hilo 86, Waimea 65 Saint Louis 60, (3) Waiakea 47 (4) Maui 67, Moanalua 61 (2) Kalaheo 45, Seabury Hall 44 (1) Iolani 67, Kaimuki 43
March 11 Konawaena 69, Kapaa 65 Kahuku 75, Hilo 64 Moanalua 63, Kaimuki 55 (2) Iolani 63, (3) Baldwin 37 Kamehameha 64, (1) Kalaheo 62	March 1 Campbell 64, Seabury Hall 34 Kaiser 33, Baldwin 32 Hilo 101, Kahuku 87 (OT) (1) Kalaheo 40, Iolani 32 Moanalua 51, (3) Saint Louis 41	Feb. 20 Mililani 69, Aiea 56 Moanalua 56, Kaimuki 43 Seabury Hall 55, Waiakea 42 (2) Kalaheo 65, Saint Louis 56 (1) Iolani 66, (4) Maui 45
March 12 Waipahu 61, Konawaena 60 Moanalua 61, Kahuku 54 Kalaheo 92, Baldwin 58 (2) Iolani 53, Kamehameha 52	March 2 Campbell 65, Konawaena 55 Hilo 59, Kaiser 58 Saint Louis 57, Iolani 52 Moanalua 49, (1) Kalaheo 44	Feb. 21 Mililani 72, Hilo 65 Moanalua 69, Seabury Hall 60 Saint Louis 77, Maui 45 (1) Iolani 62, (2) Kalaheo 59 (2 OT)
1995 March 1 At McKinley Moanalua 73, Molokai 53 Punahou 61, Kaimuki 56 At Kekuhaupio Gym, Kamehameha Roosevelt 66, Kauai 62 (2 OT) Waiakea 67, Aiea 61 March 2 At Neal Blaisdell Arena Molokai 52, Kaimuki 39 (4) Hilo 76, Punahou 66 Waiakea 56, (3) Baldwin 54 (2) Saint Louis 48, Roosevelt 38 (1) Kalaheo 71, Moanalua 41 March 3 Aiea 74, Kauai 64 Punahou 65, Moanalua 53 Roosevelt 65, Baldwin 59 (2) Saint Louis 55, Waiakea 44 (1) Kalaheo 87, (4) Hilo 68 March 4 Aiea 58, Molokai 50 Punahou 80, Roosevelt 66 Waiakea 69, Hilo 63 (OT) (1) Kalaheo 49, (2) Saint Louis 42	1997 Feb. 19 At McCabe Gym, Saint Louis Waiakea 40, Kaiser 37 Moanalua 64, Punahou 56 At Moanalua Aiea 58, Kapaa 55 Seabury Hall 59, Waipahu 35 Feb. 20 At Neal Blaisdell Arena Kapaa 52, Waipahu 40 (2) Kalaheo 63, Waiakea 29 (1) Iolani 50, Aiea 46 (4) Hilo 56, Seabury Hall 49 Moanalua 46, (3) Baldwin 45 Feb. 21 Punahou 73, Kaiser 41 Baldwin 46, Waiakea 41 Seabury Hall 67, Aiea 56 Moanalua 57, (2) Kalaheo 55 (2OT) (1) Iolani 64, (4) Hilo 48 Feb. 22 Punahou 78, Kapaa 64 Baldwin 69, Seabury Hall 57 (2OT) Kalaheo 70, Hilo 60 Moanalua 58, (1) Iolani 57	1999 (At Stan Sheriff Center) Feb. 16 Kapaa 45, Waianae 40 Kalani 70, Lahainaluna 58 Saint Louis 60, Kohala 49 Castle 37, Iolani 28 Feb. 17 Iolani 63, Kohala 56 (OT) Saint Louis 53, (4) Maui 47 (3) Waiakea 85, Kalani 75 (1) Kalaheo 59, Castle 36 (2) Punahou 69, Kapaa 31 Feb. 18 Waianae 51, Lahainaluna 46 Maui 59, Castle 43 Kalani 62, Kapaa 57 (2) Punahou 62, (3) Waiakea 32 (1) Kalaheo 60, Saint Louis 51 Feb. 19 Waianae 43, Iolani 34 Maui 62, Kalani 61 Saint Louis 57, Waiakea 39 (2) Punahou 51, (1) Kalaheo 47 (OT)

2000 (At Stan Sheriff Center)
<u>Feb. 22</u> Kalaheo 57, Honokaa 53 Lahainaluna 65, Punahou 52 Radford 55, Kauai 40 Iolani 57, Mililani 33
<u>Feb. 23</u> Honokaa 65, Punahou 54 (4) Baldwin 35, Radford 32 (1) Hilo 61, Iolani 41 (2) Saint Louis 59, Kalaheo 58 (OT) (3) Roosevelt 57, Lahainaluna 39
<u>Feb. 24</u> Mililani 71, Kauai 60 Radford 59, Iolani 57 Kalaheo 50, Lahainaluna 49 (2) Saint Louis 58, (3) Roosevelt 55 (OT) (1) Hilo 58, (4) Baldwin 46
<u>Feb. 25</u> Mililani 70, Honokaa 61 Kalaheo 49, Radford 43 Roosevelt 54, Baldwin 40 (1) Hilo 68, (2) Saint Louis 55

2002
<u>Feb. 20</u> At Radford Kamehameha 30, Kealakehe 28 Kaimuki 61, Punahou 47 At Kekuhaupio Gym, Kamehameha Castle 70, Baldwin 60 Mililani 61, Waimea 45
<u>Feb. 21</u> At Radford Kaimuki 44, (3) Lahainaluna 40 (2) Kalaheo 64, Kamehameha 53 At Kekuhaupio Gym, Kamehameha Mililani 75, (4) Waiakea 58 (1) Iolani 70, Castle 57
<u>Feb. 22</u> At Neal Blaisdell Arena Baldwin 37, Waimea 28 Punahou 78, Kealakehe 58 Castle 71, Waiakea 51 Kamehameha 54, Lahainaluna 51 (OT) (2) Kalaheo 53, Kaimuki 51 (1) Iolani 62, Mililani 51
<u>Feb. 23</u> Punahou 50, Baldwin 44 Castle 48, Kamehameha 46 Kaimuki 61, Mililani 54 (1) Iolani 58, (2) Kalaheo 57

2004 (At Neal Blaisdell Arena)
<u>Feb. 25</u> Punahou 68, Waiakea 64 Mililani 67, Baldwin 56 Kaimuki 48, Waimea 46 Kamehameha 56, McKinley 38
<u>Feb. 26</u> Baldwin 62, Waimea 40 Mililani 72, (4) Kealakehe 62 Punahou 74, (3) Maui 55 (2) Kalaheo 55, Kamehameha 44 (1) Iolani 63, Kaimuki 41
<u>Feb. 27</u> McKinley 66, Waiakea 65 Kealakehe 56, Kaimuki 39 Kamehameha 53, Maui 44 (1) Iolani 71, Mililani 45 (2) Kalaheo 62, Punahou 43
<u>Feb. 28</u> Baldwin 57, McKinley 55 (OT) Kamehameha 59, Kealakehe 55 (OT) Punahou 56, Mililani 47 (1) Iolani 64, (2) Kalaheo 54

2001
<u>Feb. 21</u> At McKinley Saint Louis 54, Waiakea 39 Punahou 60, Kahuku 55 At McCabe Gym, Saint Louis Leilehua 70, Kapaa 49 Mililani 42, Baldwin 41
<u>Feb. 22</u> At McKinley Saint Louis 39, (4) Maui 32 (1) Kalaheo 71, Punahou 56 At McCabe Gym, Saint Louis (3) Honokaa 51, Mililani 47 (2) Iolani 65, Leilehua 63 (OT)
<u>Feb. 23</u> At Stan Sheriff Center Kahuku 70, Waiakea 57 Baldwin 59, Kapaa 45 Punahou 59, Maui 48 Leilehua 70, Mililani 57 (1) Kalaheo 52, Saint Louis 44 (2) Iolani 49, (3) Honokaa 47
<u>Feb. 24</u> Kahuku 69, Baldwin 55 Leilehua 78, Punahou 61 Honokaa 50, Saint Louis 44 (1) Kalaheo 68, (2) Iolani 60

2003 (At Neal Blaisdell Arena)
<u>Feb. 26</u> Leilehua 52, Waimea 45 Kamehameha 64, Waiakea 52 Baldwin 59, Mililani 43 Saint Louis 47, Kaimuki 45
<u>Feb. 27</u> Waiakea 86, Mililani 80 (2OT) Saint Louis 73, (3) Keaau 36 (2) Maui 68, Leilehua 49 (1) Iolani 78, Baldwin 50 Kamehameha 60, (4) Kalaheo 55 (OT)
<u>Feb. 28</u> Waimea 54, Kaimuki 53 Kalaheo 62, Baldwin 42 Leilehua 44, Keaau 41 Saint Louis 59, (2) Maui 49 (1) Iolani 53, Kamehameha 48
<u>March 1</u> Waimea 65, Waiakea 57 Kalaheo 54, Leilehua 48 Maui 48, Kamehameha 45 (1) Iolani 61, Saint Louis 37

2005 (At Neal Blaisdell Arena)
<u>Feb. 23</u> Campbell 63, KS-Maui 42 Punahou 65, Waiakea 53 Kalaheo 66, Kauai 53 KS-Kapalama 69, Kaimuki 49
<u>Feb. 24</u> Kauai 70, KS-Maui 35 Campbell 69, (4) Konawaena 62 (OT) (2) Kahuku 56, KS-Kapalama 47 (3) Baldwin 56, Punahou 50 (1) Iolani 64, Kalaheo 49
<u>Feb. 25</u> Waiakea 61, Kaimuki 48 Kalaheo 55, Konawaena 49 Punahou 63, KS-Kapalama 42 (1) Iolani 65, Campbell 46 (2) Kahuku 60, (3) Baldwin 57
<u>Feb. 26</u> Kauai 56, Waiakea 46 Punahou 48, Kalaheo 39 Baldwin 65, Campbell 62 (1) Iolani 62 (2) Kahuku 51

2006
Feb. 21 At Radford Kahuku 67, Honokaa 63 (OT) Kalaheo 93, Waimea 36 At McKinley KS-Kapalama 51, Lahainaluna 49 Campbell 64, Saint Louis 63
Feb. 22 At Radford Kahuku 50, (4) Baldwin 46 (OT) (1) Iolani 59, Kalaheo 38 At McKinley KS-Kapalama 49, (3) KS-Hawaii 45 (2) Kaimuki 68, Campbell 50
Feb. 23 At Stan Sheriff Center Waimea 35, Honokaa 27 Saint Louis 79, Lahainaluna 54 Kalaheo 49, Baldwin 37 KS-Hawaii 59, Campbell 54 (2) Kaimuki 46, KS-Kapalama 41 (OT) (1) Iolani 60, Kahuku 36
Feb. 24 At Stan Sheriff Center Saint Louis 79, Waimea 55 Kalaheo 54, KS-Hawaii 34 KS-Kapalama 66, Kahuku 60 (1) Iolani 54, Kaimuki 41

2008
Feb. 16 (Play-in game at Hilo Civic) KS Kapalama 50, Honokaa 27
Feb. 20 At Radford Punahou 65, Lahainaluna 32 KS-Kapalama 62, Kahuku 57 At McKinley KS-Hawaii 55, Kalaheo 49 Moanalua 65, Campbell 43
Feb. 21 At Radford Kahuku 62, Lahainaluna 49 (2) Konawaena 54, KS-Kapalama 53 Punahou 56, (3) Mililani 31 At McKinley Campbell 75, Kalaheo 74 KS-Hawaii 52, (4) KS-Maui 38 Moanalua 58, (1) Iolani 55
Feb. 22 At Neal Blaisdell Arena Kahuku 65, Campbell 62 Iolani 81, KS-Maui 60 KS-Kapalama 46, Mililani 32 KS-Hawaii 51, Moanalua 45 Punahou 61, (2) Konawaena 35
Feb. 23 At Neal Blaisdell Arena KS-Kapalama 69, Iolani 49 Konawaena def. Moanalua (forfeit) Punahou 41, KS-Hawaii 38

2010
March 3 At Radford Kahuku 61, Waiakea 56 Mililani 63, Farrington 51 At McKinley Punahou 59, KS Maui 45 KS Kapalama 67, Campbell 53
March 4 At Radford Waiakea 43, Farrington 36 Kahuku 65, (4) Lahainaluna 62 (1) Iolani 72, Mililani 53 At McKinley KS Maui 63, Campbell 54 Punahou 76, (3) Hilo 46 KS Kapalama 53, (2) Moanalua 50
March 5 At Stan Sheriff Center KS Maui 53, Waiakea 43 Mililani 73, Lahainaluna 62 Moanalua 64, Hilo 60 (1) Iolani 55, Kahuku 44 KS Kapalama 47, Punahou 43
March 6 At Stan Sheriff Center Mililani 71, Moanalua 67 (OT) Punahou 58, Kahuku 56 (1) Iolani 46, KS Kapalama 43

2007
Feb. 17 (Play-in game at Kealakehe) Saint Louis 63, Konawaena 42
Feb. 20 At Radford Saint Louis 50, Campbell 30 Iolani 70, Baldwin 45 At McKinley Kalaheo 47, Honokaa 37 Moanalua 73, Radford 71 (OT)
Feb. 21 At Radford (3) KS-Hawaii 57, Iolani 54 (2) Kaimuki 53, Saint Louis 51 At McKinley Kalaheo 68, (4) KS-Maui 39 (1) Punahou 73, Moanalua 63
Feb. 22 At Stan Sheriff Center Honokaa 47, Radford 38 Campbell 67, Baldwin 53 Moanalua 58, KS-Maui 47 Iolani 41, Saint Louis 39 (1) Punahou 66, Kalaheo 53 (2) Kaimuki 54, (3) KS-Hawaii 44
Feb. 23 At Stan Sheriff Center Honokaa 47, Campbell 43 Iolani 77, Moanalua 57 Kalaheo 82, KS-Hawaii 71 (2) Kaimuki 61, (1) Punahou 53

2009
Feb. 28 (Play-in game at Keaau) Punahou 52, KS Hawaii 36
March 4 At McKinley Kaimuki 76, Keaau 60 Kalaheo 63, Radford 36 At Radford Iolani 60, Lahainaluna 50 Punahou 51, Campbell 32
March 5 At McKinley Radford 56, Keaau 53 (OT) Kaimuki 64, (4) Baldwin 51 (1) KS-Kapalama 67, Kalaheo 36 At Radford Lahainaluna 53, Campbell 45 Iolani 58, (3) Waiakea 40 (2) Kahuku 40, Punahou 39
March 6 At Neal Blaisdell Arena Lahainaluna 47, Radford 33 Kalaheo 62, Baldwin 58 Punahou 48, Waiakea 44 (1) KS-Kapalama 63, Kaimuki 57 (3OT) (2) Kahuku 56, Iolani 53
March 7 At Neal Blaisdell Arena Punahou 51, Kalaheo 28 Iolani 53, Kaimuki 50 (1) KS-Kapalama 47, (2) Kahuku 45

2011
Feb. 16 At Farrington Kahuku 82, Hilo 56 Radford 52, Mililani 50 At McKinley KS-Kapalama 86, Baldwin 38 Academy of the Pacific 53, Roosevelt 46
Feb. 17 At Farrington Roosevelt 39, Baldwin 36 KS-Kapalama 80, (3) KS-Hawaii 51 Academy of the Pacific 51, (2) Moanalua 50 (OT) At McKinley Mililani 63, Hilo 55 Kahuku 66, (4) Lahainaluna 56 (1) Iolani 64, Radford 24
Feb. 18 At Stan Sheriff Center Mililani 64, Roosevelt 60 Radford 63, Lahainaluna 47 Moanalua 62, KS-Hawaii 47 KS-Kapalama 68, Academy of the Pacific 54 (1) Iolani 45, Kahuku 38
Feb. 19 At Stan Sheriff Center Radford 41, Moanalua 40 Kahuku 69, Academy of the Pacific 53 KS-Kapalama 64, (1) Iolani 53

2012	2014	2016
<u>Feb. 22</u> At McKinley Hilo 50, Moanalua 45 Leilehua 61, Kapolei 43 At Radford King Kekaulike 43, KS Kapalama 38 Academy of the Pacific 46, Pearl City 26	<u>Feb. 19</u> At McKinley Campbell 46, Leilehua 35 Lahainaluna 57, Kalaheo 27 At Radford Mililani 70, Waiakea 62 Maryknoll 59, Moanalua 54	<u>Feb. 17</u> At Moanalua Kahuku 72, Konawaena 40 Punahou 51, Leilehua 47 (OT) At McKinley Baldwin 43, McKinley 40 Kaiser 41, Kailua 35
<u>Feb. 23</u> At McKinley Kapolei 83, Moanalua 51 (4) Baldwin 41, Leilehua 39 (1) Punahou 78, Hilo 53 At Radford KS Kapalama 56, Pearl City 49 (3) KS Hawaii 39, Academy of the Pacific 37 (OT) (2) Kahuku 46, King Kekaulike 35	<u>Feb. 20</u> At McKinley Kalaheo 41, Leilehua 38 Campbell 58, (4) Konawaena 53 (1) Iolani 54, Lahainaluna 32 At Moanalua Waiakea 52, Moanalua 49 (2) Farrington 46, Mililani 44 Maryknoll 66, (3) Baldwin 61	<u>Feb. 18</u> At Moanalua Leilehua 39, Konawaena 31 Punahou 57, (3) Lahainaluna 47 Kahuku 72, (2) Kalaheo 52 At McKinley McKinley 58, Kailua 33 Kaiser 77, (4) Waiakea 61 (1) Iolani 43, Baldwin 27
<u>Feb. 24</u> At Neal Blaisdell Arena Kapolei 50, KS Kapalama 46 Leilehua 60, Hilo 55 Academy of the Pacific 60, King Kekaulike 45 (1) Punahou 59, (4) Baldwin 41 (2) Kahuku 57, (3) KS Hawaii 50	<u>Feb. 21</u> At Neal Blaisdell Arena Waiakea 54, Kalaheo 32 Konawaena 69, Lahainaluna 49 Baldwin 63, Mililani 54 (1) Iolani 56, Campbell 33 (2) Farrington 63, Maryknoll 57	<u>Feb. 19</u> At Stan Sheriff Center McKinley 45, Leilehua 41 Baldwin 59, Waiakea 52 Kalaheo 58, Lahainaluna 51 Punahou 52, Kahuku 50 (OT) (1) Iolani 61, Kaiser 42
<u>Feb. 25</u> At Neal Blaisdell Arena Academy of the Pacific 56, Leilehua 45 Baldwin 53, KS Hawaii 49 (1) Punahou 59, (2) Kahuku 52	<u>Feb. 22</u> At Neal Blaisdell Arena Konawaena 52, Baldwin 51 Maryknoll 73, Campbell 63 (1) Iolani 43, (2) Farrington 40	<u>Feb. 20</u> At Stan Sheriff Center Kalaheo 59, Baldwin 50 (2OT) Kahuku 64, Kaiser 58 (1) Iolani 45, Punahou 40

2013	2015	2017
<u>Feb. 20</u> At McKinley Baldwin 57, Kapolei 43 Pearl City 68, Moanalua 60 (OT) At Moanalua Mililani 84, KS-Hawaii 68 Punahou 63, Farrington 50	<u>Feb. 25</u> At Moanalua Kalaheo 77, Maui 65 Kahuku 49, Moanalua 48 At McKinley Campbell 42, KS Hawaii 34 Iolani 37, Leilehua 36	<u>Feb. 13</u> At Iolani Iolani 59, Moanalua 43 At Kapolei Leilehua 51, Kapolei 49 (OT) At Maui Kalaheo 83, Maui 51 At Konawaena Konawaena 68, Kailua 55
<u>Feb. 21</u> At McKinley Moanalua 67, Kapolei 55 (4) Konawaena 44, Pearl City 33 (1) Maryknoll 64, Baldwin 54 At Moanalua Farrington 57, KS-Hawaii 56 Punahou 56, (3) King Kekaulike 32 (2) Kalaheo 56, Mililani 32	<u>Feb. 26</u> At Moanalua Moanalua 75, Maui 66 Kahuku 57, (4) Konawaena 45 Kalaheo 64, (1) Punahou 48 At McKinley Leilehua 39, KS Hawaii 35 Campbell 51, (2) Farrington 45 Iolani 44, (3) Lahainaluna 34	<u>Feb. 15</u> At McKinley Iolani 70 (4) Waiakea 37 (1) Kahuku 87, Kalaheo 45 At Radford (3) Lahainaluna 44, Leilehua 32 (2) Punahou 70, Konawaena 52
<u>Feb. 22</u> At Neal Blaisdell Arena Farrington 75, Moanalua 64 Baldwin 58, Pearl City 49 King Kekaulike 67, Mililani 50 (2) Kalaheo 55, Punahou 48 (OT) (1) Maryknoll 45, (4) Konawaena 32	<u>Feb. 27</u> At Stan Sheriff Center Moanalua 75, Leilehua 66 Punahou 83, Konawaena 40 Lahainaluna 63, Farrington 54 Iolani 29, Campbell 27 Kalaheo 36, Kahuku 35	<u>Feb. 16</u> At Radford Kalaheo 72, Waiakea 70 Leilehua 71, Konawaena 49 At McKinley (1) Kahuku 51, Iolani 48 (OT) (2) Punahou 54, (3) Lahainaluna 47
<u>Feb. 23</u> At Neal Blaisdell Arena Baldwin 50, King Kekaulike 35 Punahou 67, Konawaena 41 (2) Kalaheo 60, (1) Maryknoll 54 (OT)	<u>Feb. 21</u> At Stan Sheriff Center Lahainaluna 59, Punahou 54 Campbell 63, Kahuku 59 (2OT) Kalaheo 53, Iolani 45	<u>Feb. 17</u> At Stan Sheriff Center Kalaheo 50, Leilehua 43 Lahainaluna 60, Iolani 58 (1) Kahuku 70, (2) Punahou 55

2018Feb. 12

At KS-Maui
Kapolei 49, KS Maui 34
At Kahuku
Kahuku 54, Kailua 36
At Konawaena
Moanalua 62, Konawaena 52
At Punahou
Punahou 59, McKinley 39

Feb. 14

At Moanalua
Kahuku 62, (4) KS-Hawaii 37
(1) Maryknoll 57, Kapolei 42
At McKinley
Punahou 50, (3) Lahainaluna 40
Moanalua 52, (2) Kalaheo 50

Feb. 15

At Stan Sheriff Center
Kapolei 57, KS-Hawaii 54
Lahainaluna 61, Kalaheo 50
Kahuku 49, (1) Maryknoll 43
Punahou 75, Moanalua 69

Feb. 16

At Stan Sheriff Center
Lahainaluna 57, Kapolei 55
Maryknoll 67, Moanalua 52
Punahou 64, Kahuku 37

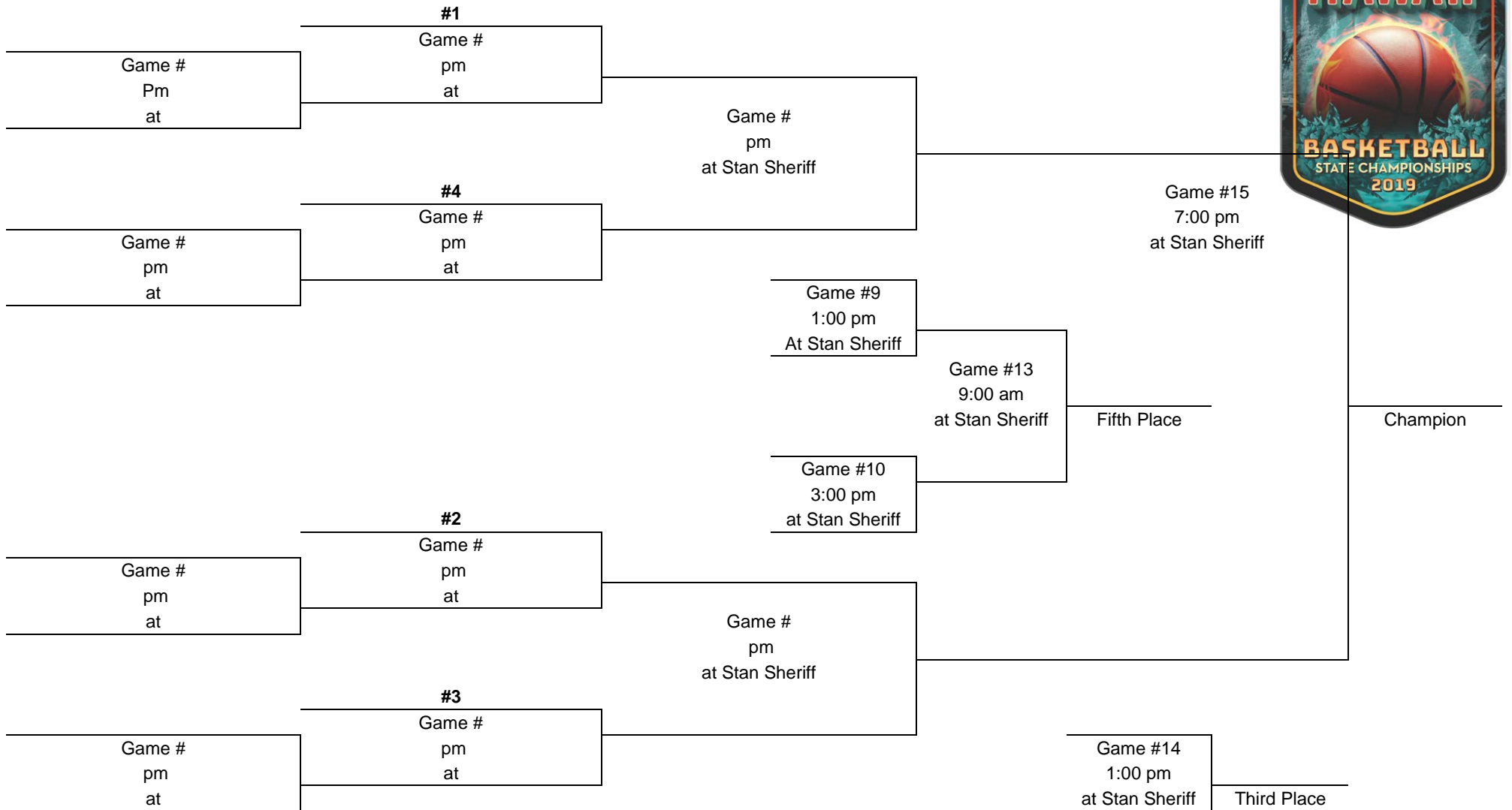
2019 – Boys Basketball - Division 1: 12-team tournament (School sites, McKinley gym, Moanalua gym, Stan Sheriff Center)

Monday, Feb. 18

Thursday, Feb. 21

Friday, Feb. 22

Saturday, Feb. 23



PARTICIPATING TEAMS				ALL-TOURNAMENT TEAM:
OIA (5)	ILH (3)	BIIF (2)	MIL (2)	– Most Outstanding Player
1.	1.	1.	1.	Leading scorer: (3 games) xxx (4 games) xxx
2.	2.	2.	2.	
3.	3.			
4.				
5.				

2018 – Boys Basketball - Division 1: 12-team tournament (School sites, McKinley gym, Moanalua gym, Stan Sheriff Center)

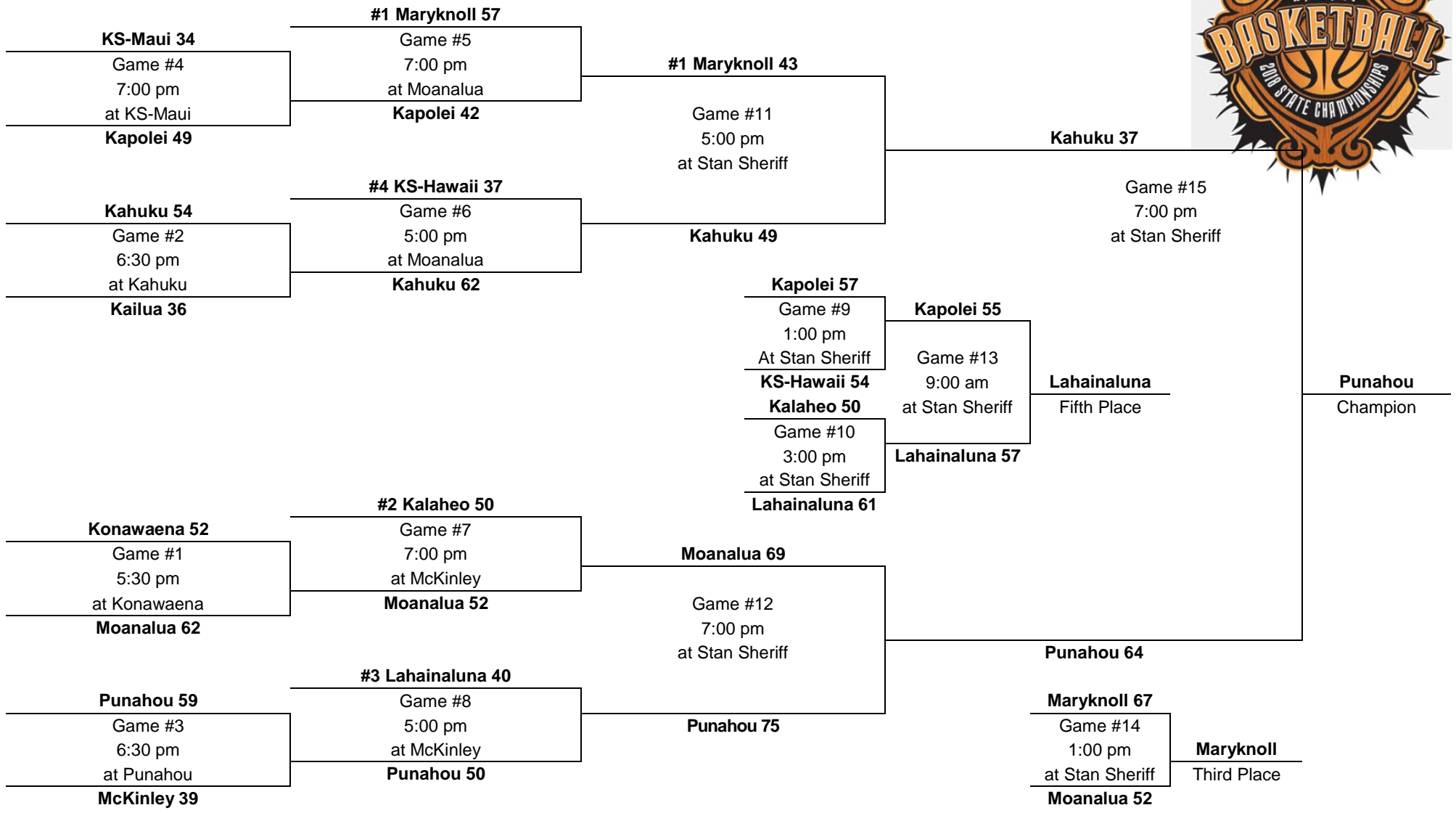


Monday, Feb. 12

Wednesday, Feb. 14

Thursday, Feb. 15

Friday, Feb. 16



PARTICIPATING TEAMS				ALL-TOURNAMENT TEAM: Zayne Chong, Punahou – Most Outstanding Player
<p>OIA (6)</p> <p>1. Kalaheo 2. Kahuku 3. Kapolei 4. McKinley 5. Moanalua 6. Kailua</p>	<p>ILH (2)</p> <p>1. Maryknoll 2. Punahou</p>	<p>BIIF (2)</p> <p>1. KS-Hawaii 2. Konawaena</p>	<p>MIL (2)</p> <p>1. Lahainaluna 2. KS-Maui</p>	
<p>Leading scorer: (3 games) Steven Kama, Lahainaluna (15-26 FG, 2-2 3-FG, 6-8 FT, 38 pts, 12.7 ppg) (4 games) Zoar Nedd, Kapolei (31-68 FG, 6-17 3-FG, 10-16 FT, 78 pts, 19.5 ppg)</p>				<p>Tolu Smith, Kahuku Duke Clemens, Punahou</p>

2017 – Boys Basketball - Division 1: 12-team tournament (School sites, McKinley gym, Radford gym, Stan Sheriff Center)

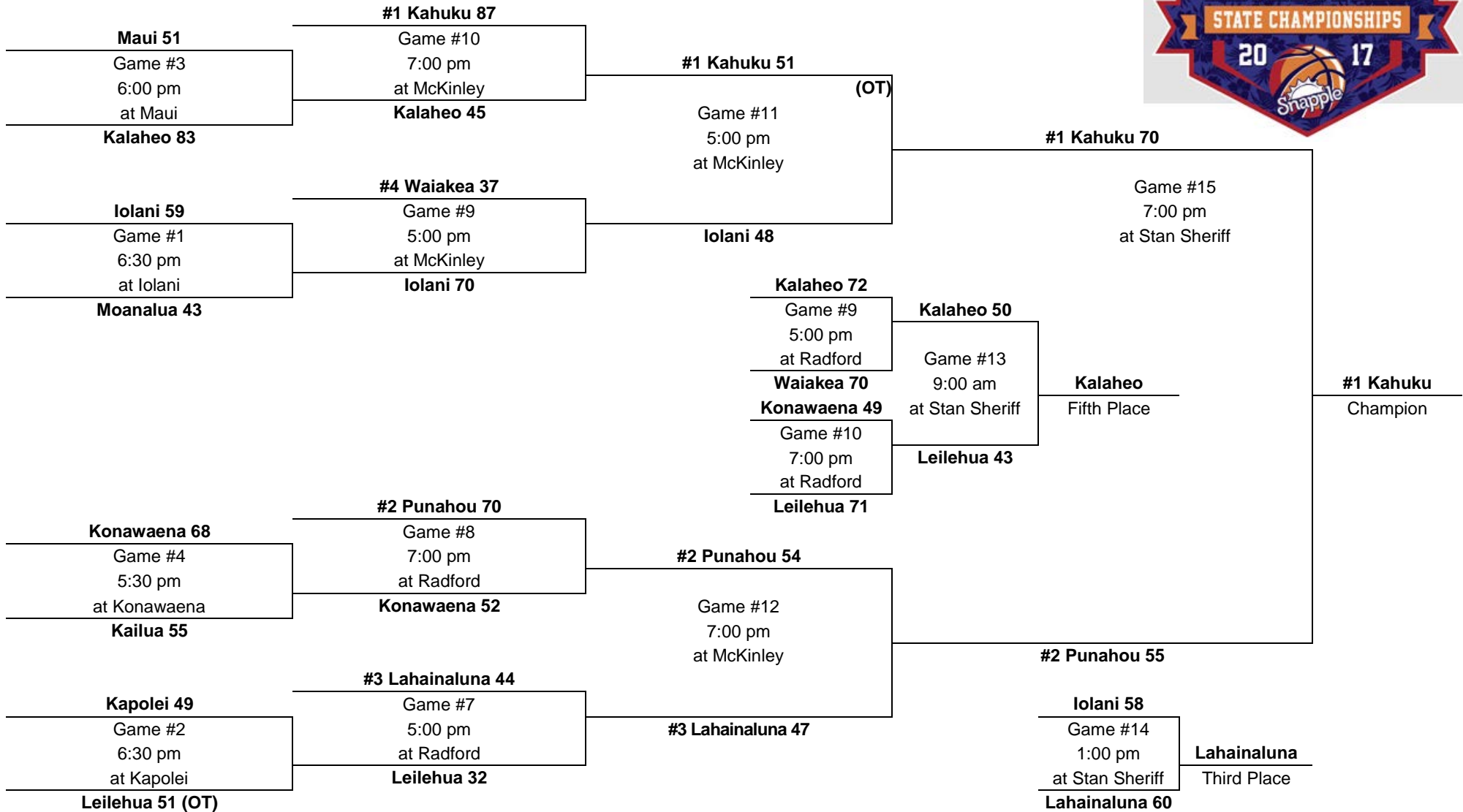


Monday, Feb. 13

Wednesday, Feb. 15

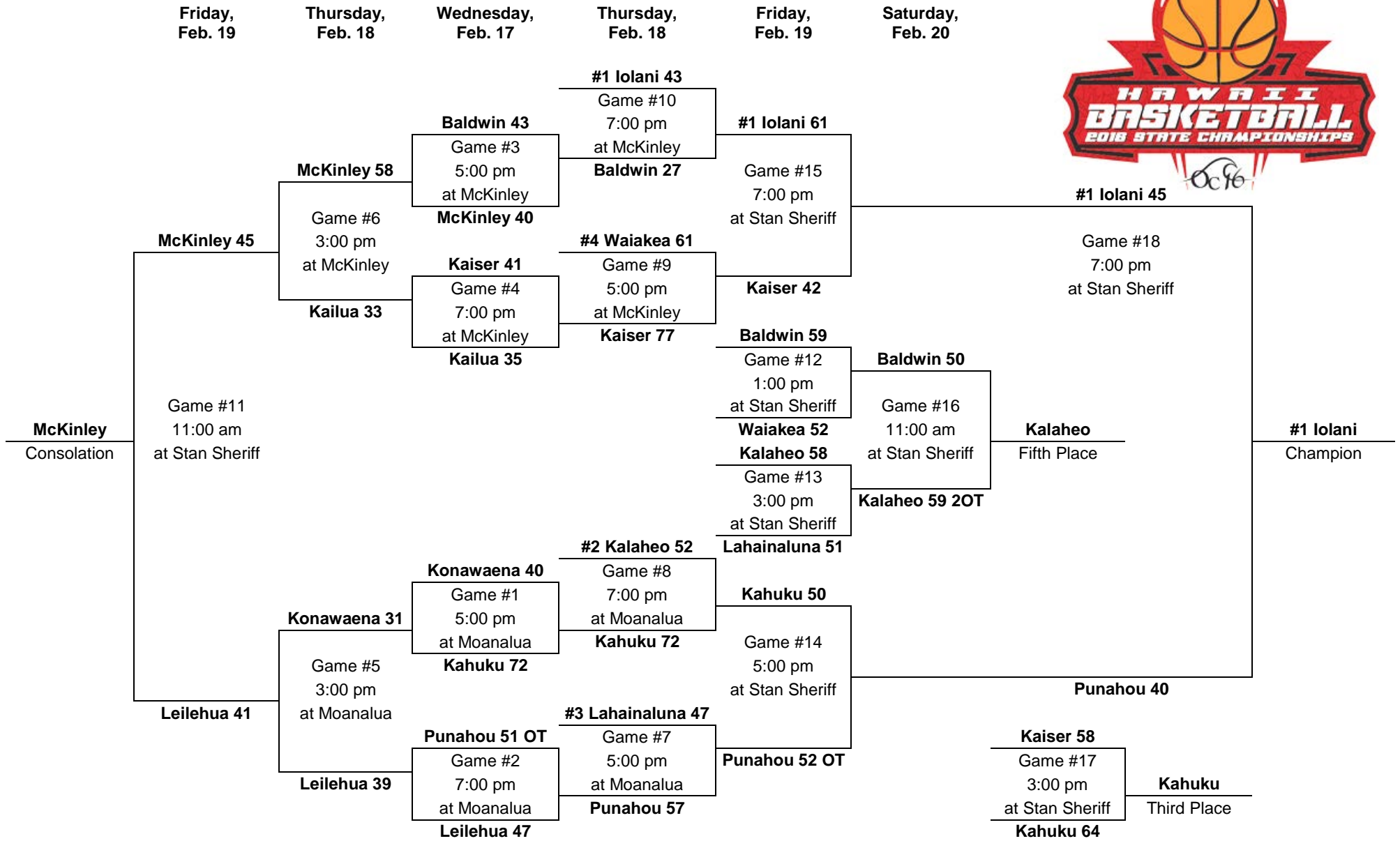
Thursday, Feb. 16

Friday, Feb. 17



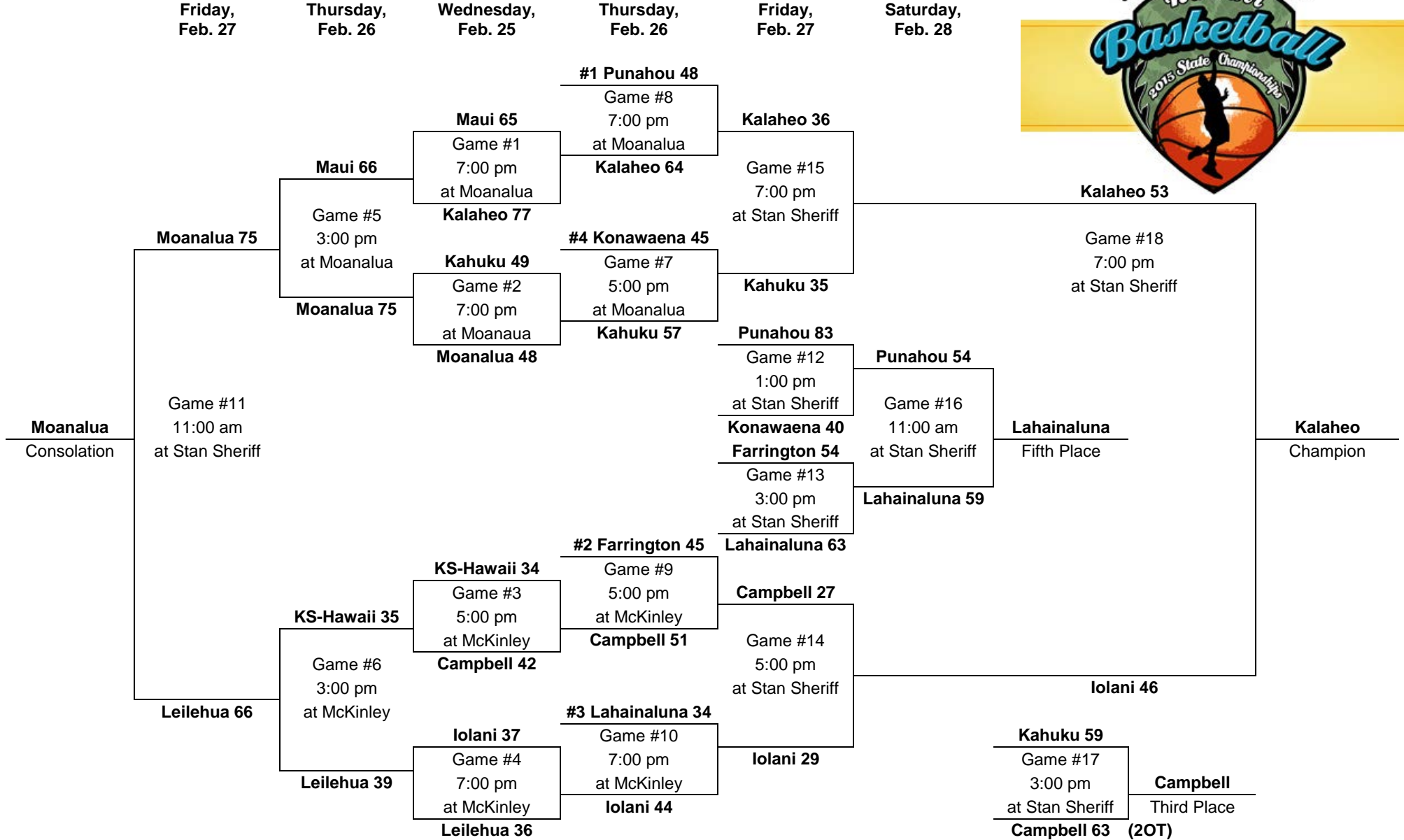
PARTICIPATING TEAMS				ALL-TOURNAMENT TEAM: Samuta Avea, Kahuku – Most Outstanding Player Daniel Fotu, Kahuku Zayne Chong, Punahou Cole Mausolf, Punahou Leading scorer: (3 games) Austin Aukai, Konawaena (15-39 FG, 6-13 3-FG, 18-25 FT, 54 pts, 18.0 ppg) (4 games) Captain Whitlock, Kalaheo (24-75 FG, 9-40 3-FG, 16-30 FT, 73 pts, 18.3 ppg)
<p>OIA (6) 1. Kahuku 2. Kapolei 3. Kailua 4. Moanalua 5. Kalaheo 6. Leilehua</p>	<p>ILH (2) 1. Punahou 2. Iolani</p>	<p>BIIF (2) 1. Waiakea 2. Konawaena</p>	<p>MIL (2) 1. Lahainaluna 2. Maui</p>	

2016 – Boys Basketball - Division 1: 12-team tournament (McKinley gym, Moanalua gym, Stan Sheriff Center)



PARTICIPATING TEAMS				ALL-TOURNAMENT TEAM: Hugh Hogland, Iolani – Most Outstanding Player Robby Mann, Iolani Chance Kalaugher, Kaiser Jared Lum, Punahou Leading scorer: (3 games) Kekai Smith, Kalaheo (22-52 FG, 6-16 3-FG, 9-11 FT, 59 pts, 19.7 ppg) (4 games) Chance Kalaugher, Kaiser (29-73 FG, 8-27 3-FG, 23-31 FT, 89 pts, 22.3 ppg)
OIA (6) 1. Kalaheo 2. Kaiser 3. McKinley 4. Leilehua 5. Kahuku 6. Kailua	ILH (2) 1. Iolani 2. Punahou	BIIF (2) 1. Waiakea 2. Konawaena	MIL (2) 1. Lahainaluna 2. Baldwin	

2015 – Boys Basketball - Division 1: 12-team tournament (Moanalua gym, McKinley gym, Stan Sheriff Center)



PARTICIPATING TEAMS				ALL-TOURNAMENT TEAM: Kaleb Gilmore, Kalaheo – Most Outstanding Player Kupaa Harrison, Kalaheo Denhym Brooke, Kahuku David Marrero, Campbell Leading scorer: (3 games) Kyrie McRaven, Moanalua (24-43 FG, 4-7 3-FG, 5-11 FT, 57 pts, 19.0 ppg) (4 games) Kaleb Gilmore, Kalaheo (18-48 FG, 5-19 3-FG, 40-44 FT, 81 pts, 20.3 ppg)
OIA (6) 1. Farrington 2. Kahuku 3. Kalaheo 4. Leilehua 5. Campbell 6. Moanalua	ILH (2) 1. Punahou 2. Iolani	BIIF (2) 1. Konawaena 2. KS-Hawaii	MIL (2) 1. Lahainaluna 2. Maui	

2014 – Boys Basketball - Division 1: 12-team tournament (Radford gym, McKinley gym, Neal S. Blaisdell Arena)



Friday,
Feb. 21

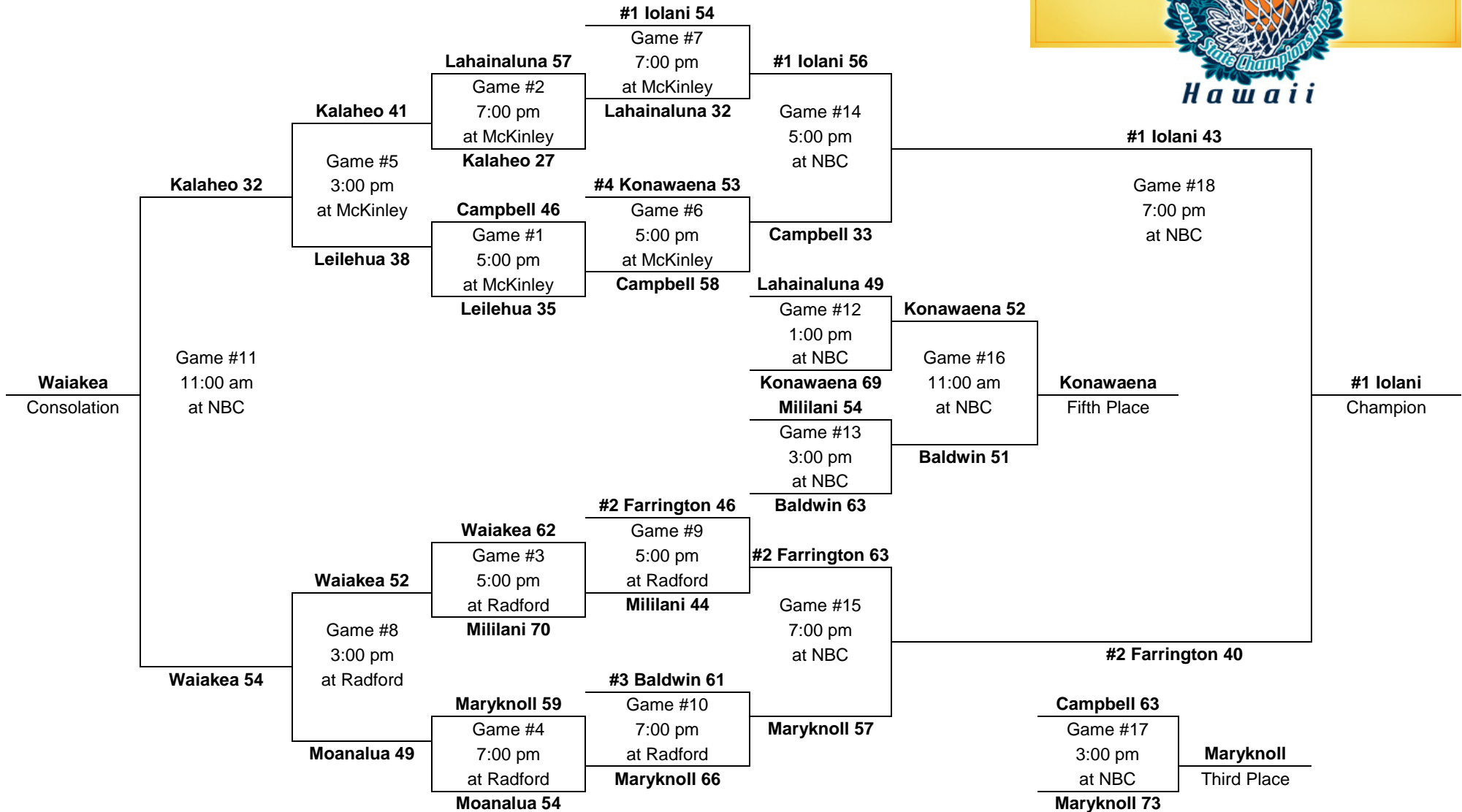
Thursday,
Feb. 20

Wednesday,
Feb. 19

Thursday,
Feb. 20

Friday,
Feb. 21

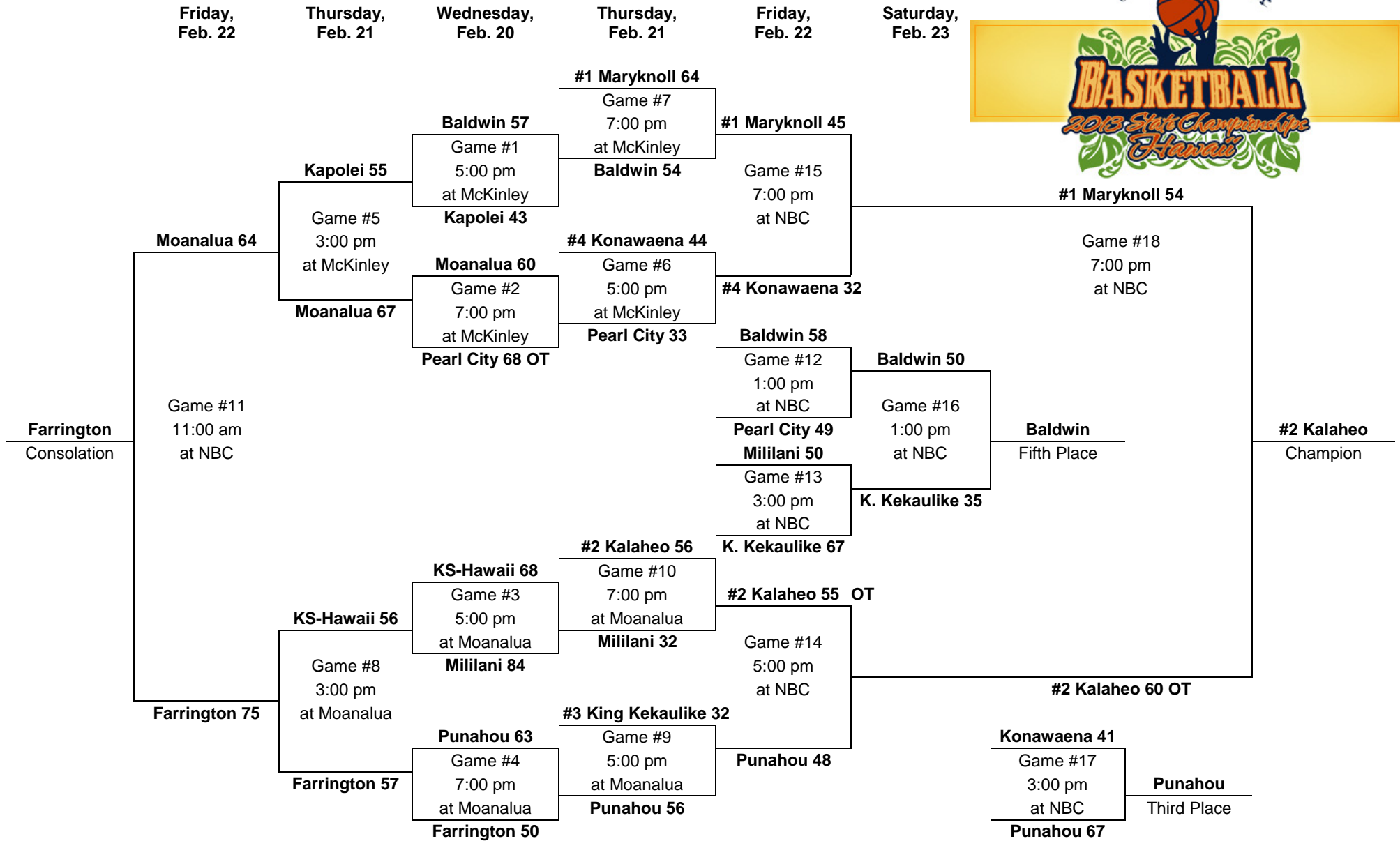
Saturday,
Feb. 22



PARTICIPATING TEAMS				ALL-TOURNAMENT TEAM: Ikaika Phillip, Iolani – Most Outstanding Player Joshua Burnett, Maryknoll Zach Buscher, Iolani Ryan Garces, Baldwin Kaleb Gilmore, Maryknoll Jacob McEnroe, Farrington Leading scorer: (3 games) Kaleb Gilmore, Maryknoll (24-45 FG, 8-20 3-FG, 10-17 FT, 66 pts, 22.0 ppg) (4 games) Joshua Burnett, Maryknoll (46-65 FG, 7-17 3-FG, 29-39 FT, 108 pts, 27.0 ppg)
OIA (6) 1. Farrington 2. Campbell 3. Kalaheo 4. Moanalua 5. Mililani 6. Leilehua	ILH (2) 1. Iolani 2. Maryknoll	BIIF (2) 1. Konawaena 2. Waiakea	MIL (2) 1. Baldwin 2. Lahainaluna	

2013 – Boys Basketball - Division 1: 12-team tournament (Moanalua gym, McKinley gym, Neal S. Blaisdell Arena)

Hawaiian Airlines



PARTICIPATING TEAMS				ALL-TOURNAMENT TEAM: Joshua Ko, Kalaheo – Most Outstanding Player Tobias Schramm, Maryknoll Kaleb Gilmore, Maryknoll Joshua Burnett, Maryknoll Leading scorer: (3 games) Teva Eldridge, Baldwin (67 pts, 22.2 ppg) (4 games) Nick Velasquez, Punahou (68 pts, 17.0 ppg)
OIA (6) 1. Kalaheo 2. Moanalua 3. Kapolei 4. Mililani 5. Farrington 6. Pearl City	ILH (2) 1. Maryknoll 2. Punahou	BIIF (2) 1. Konawaena 2. KS-Hawaii	MIL (2) 1. King Kekaulike 2. Baldwin	

2012 – Boys Basketball - Division 1: 12-team tournament (Radford gym, McKinley gym, Neal S. Blaisdell Arena)



Friday,
Feb. 24

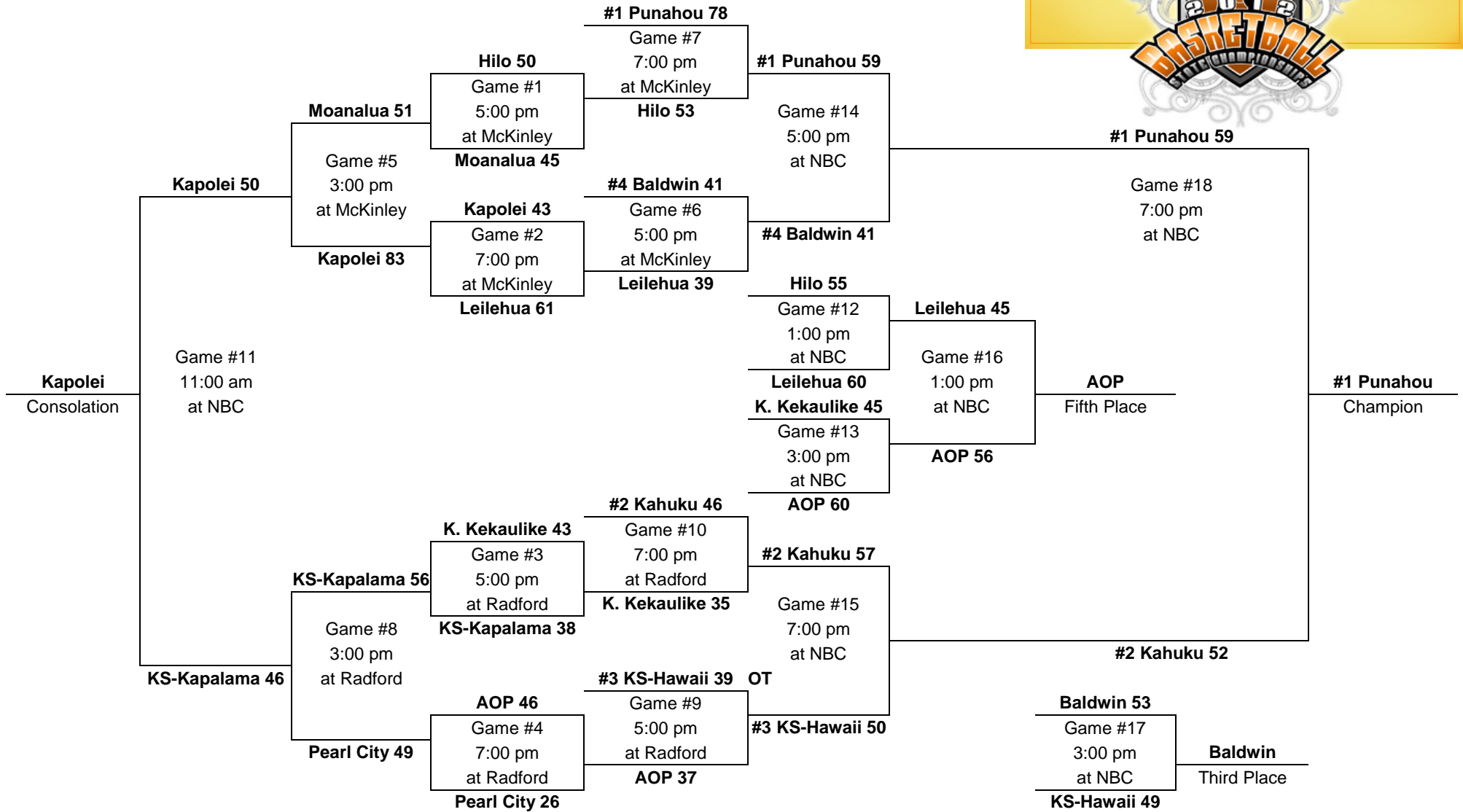
Thursday,
Feb. 23

Wednesday,
Feb. 22

Thursday,
Feb. 23

Friday,
Feb. 24

Saturday,
Feb. 25



PARTICIPATING TEAMS				ALL-TOURNAMENT TEAM:
OIA (5) 1. Kahuku 2. Kapolei 3. Moanalua 4. Leilehua 5. Pearl City	ILH (3) 1. Punahou 2. Academy of the Pacific 3. KS-Kapalama	BIIF (2) 1. KS-Hawaii 2. Hilo	MIL (2) 1. Baldwin 2. King Kekaulike	DeForest Buckner & Malik Johnson, Punahou – Most Outstanding Players Shaun Kagawa, Kamehameha-Hawaii Kawe Johnson, Kahuku Leading scorer: (3 games) Dyrbe Enos, KS Kapalama (11 FG, 5 3-FG, 19-21 FT, 46 pts, 15.3 ppg)

2011 – Boys Basketball - Division 1: 12-team tournament (McKinley gym, Farrington gym, Stan Sheriff Center)



Friday,
Feb. 18

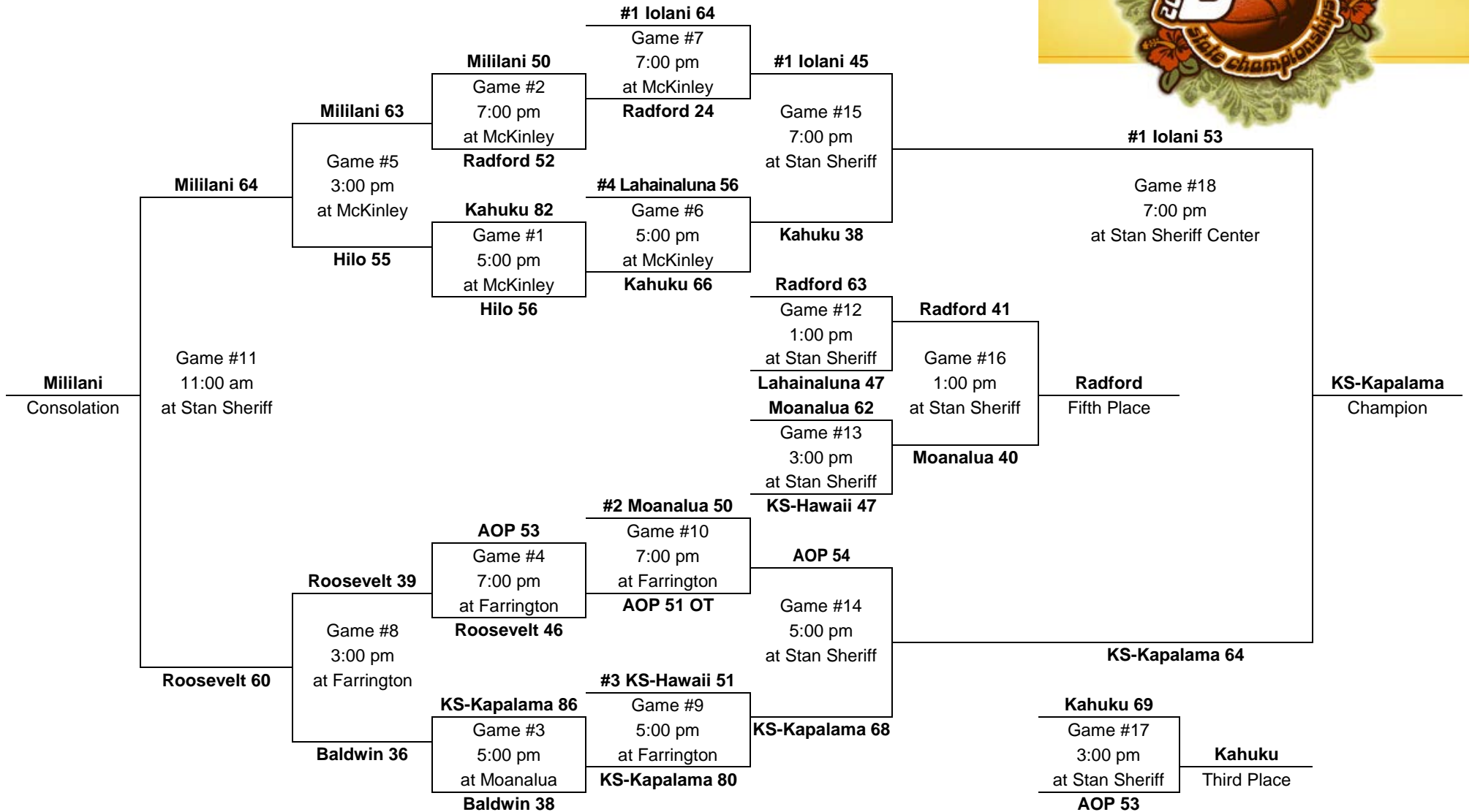
Thursday,
Feb. 17

Wednesday,
Feb. 16

Thursday,
Feb. 17

Friday,
Feb. 18

Saturday,
Feb. 19

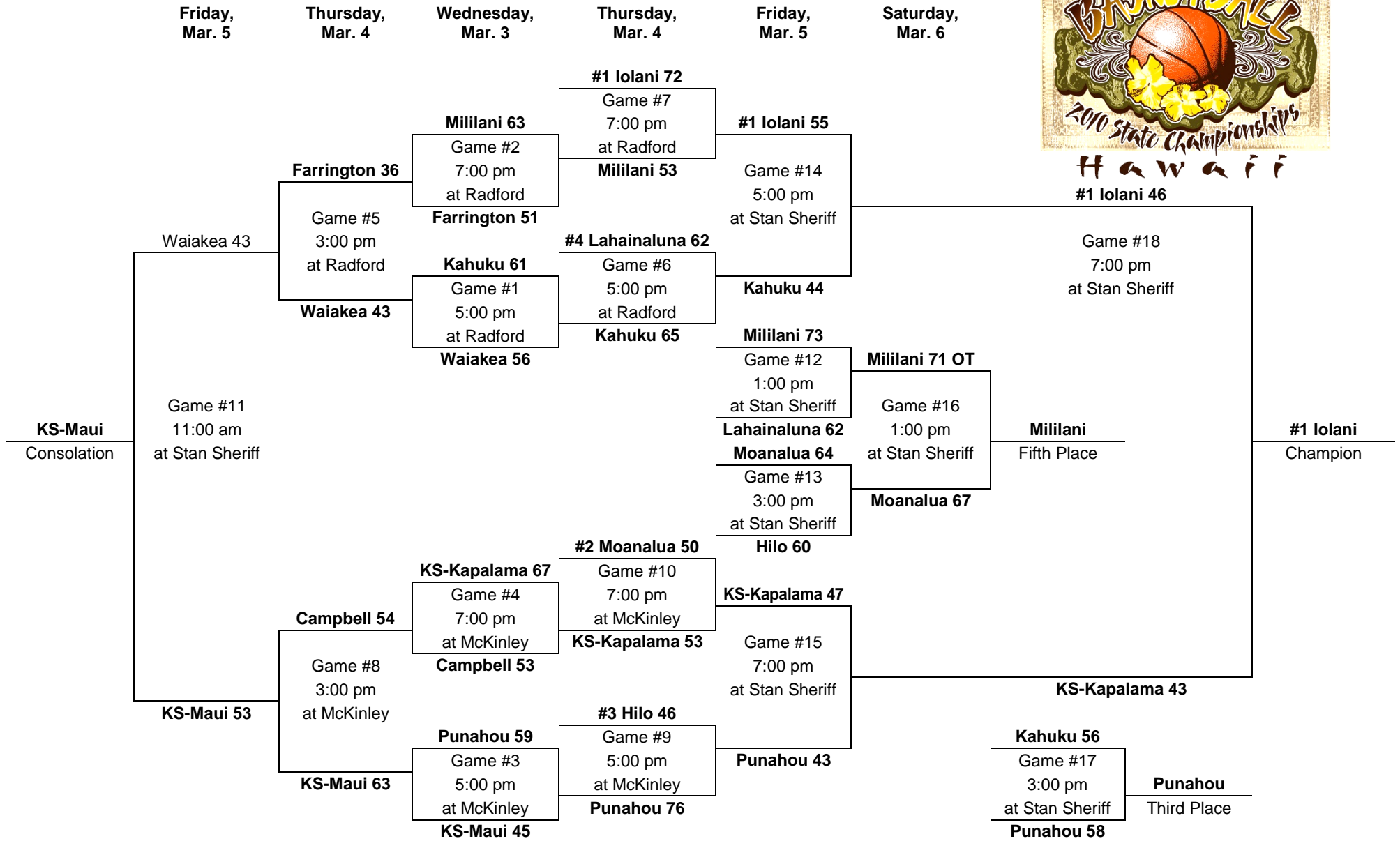


PARTICIPATING TEAMS				ALL-TOURNAMENT TEAM:
OIA (5) 1. Moanalua 2. Kahuku 3. Mililani 4. Roosevelt 5. Radford	ILH (3) 1. Iolani 2. KS-Kapalama 3. Academy of the Pacific	BIIF (2) 1. KS-Hawaii 2. Hilo	MIL (2) 1. Lahainaluna 2. Baldwin	Micah Christensen, KS-Kapalama – Most Outstanding Player Micah Dunhour, Academy of the Pacific Trevyn Tulonghari, Iolani Shairone Thompson, Kahuku Reid Saito, Iolani Dyrbe Enos, Kamehameha Leading scorer: (3 games) Hassan Richardson, Mililani (24-57 FG, 2-9 3-FG, 10-13 FT, 60 pts, 20.0 ppg) (4 gm) Micah Christensen, KSK (28 fg, 10 3fg, 24-31 ft, 90 pts, 22.5 ppg)

2010 – Boys Basketball - Division 1: 12-team tournament (McKinley gym, Radford gym, Stan Sheriff Center)



Hawaiian Airlines
H a w a i i
 #1 Iolani 46



PARTICIPATING TEAMS				ALL-TOURNAMENT TEAM: Kainoa Chu, Iolani – Most Outstanding Player	
OIA (5) 1. Moanalua 2. Kahuku 3. Mililani 4. Campbell 5. Farrington	ILH (3) 1. Iolani 2. Punahou 3. KS-Kapalama	BIIF (2) 1. Hilo 2. Waiakea	MIL (2) 1. Lahainaluna 2. KS-Maui	Micah Christensen, KS-Kapalama	Nehoa Akina, Kahuku
				Marcus Monroe, Moanalua	Henry Cassiday, Punahou
				Reginald Griffin, Mililani	
				Leading scorer: (3 games) Kainoa Chu, Iolani (19-40 FG, 10-23 3-FG, 21-28 FT, 69 pts, 23.0 ppg)	
				(4 gm) Nehoa Akina, Kahuku (23-68 fg, 13-35 3fg, 21-26 ft, 80 pts, 20.0 ppg)	

2008 – Boys Basketball - Division 1: 12-team tournament (Radford gym, McKinley gym, Neal S. Blaisdell Arena)

Saturday,
Feb. 16

Play-in Game

Friday,
Feb. 22

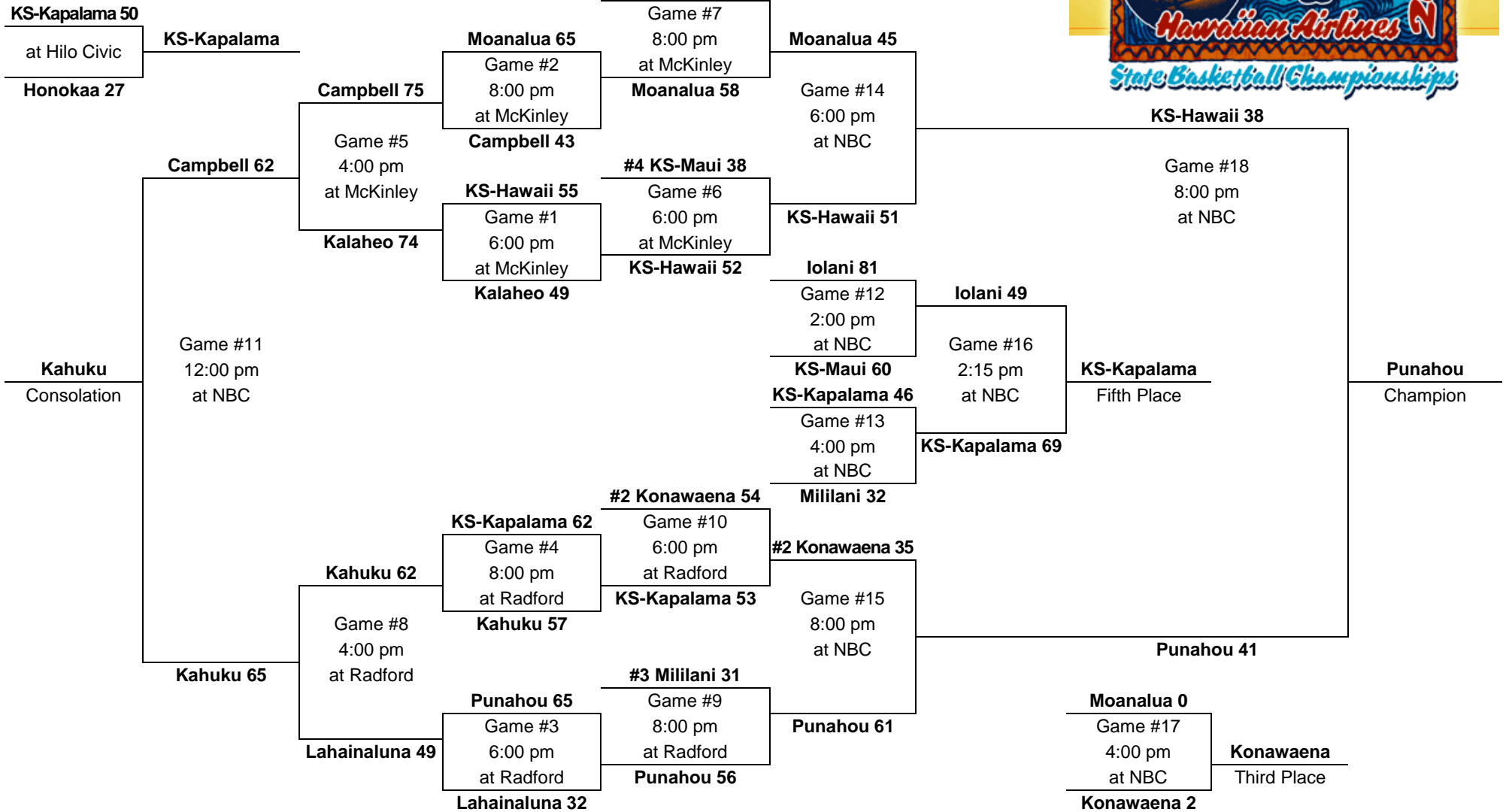
Thursday,
Feb. 21

Wednesday,
Feb. 20

Thursday,
Feb. 21

Friday,
Feb. 22

Saturday,
Feb. 23



PARTICIPATING TEAMS				ALL-TOURNAMENT TEAM: Kameron Steinhoff, Punahou – MOP Kealoha Kramer, KS-Hawaii Stevie Austin, Moanalua Hogan Rosehill, KS-Hawaii Leading scorer: (3 games) Stevie Austin, Moanalua (21 FG, 9 3-FG, 15-18 FT, 66 pts, 22.0 ppg) (4 g) Hogan Rosehill, KS Hawaii (25 FG, 2 3-FG, 2-11 FT, 54 pts, 13.5 ppg)
OIA (5) 1. Mililani 2. Moanalua 3. Kalaheo 4. Campbell 5. Kahuku	ILH (3) 1. Iolani 2. Punahou 3. KS-Kapalama	BIIF (2) 1. Konawaena 2. KS-Hawaii	MIL (2) 1. KS-Maui 2. Lahainaluna	
Play-in: KS-Kapalama (ILH3) vs. Honokaa (BIIF3)				

2005 – Boys Basketball - Division AA: 12-team tournament (Neal S. Blaisdell Arena, Honolulu)

Saturday,
Feb. 26

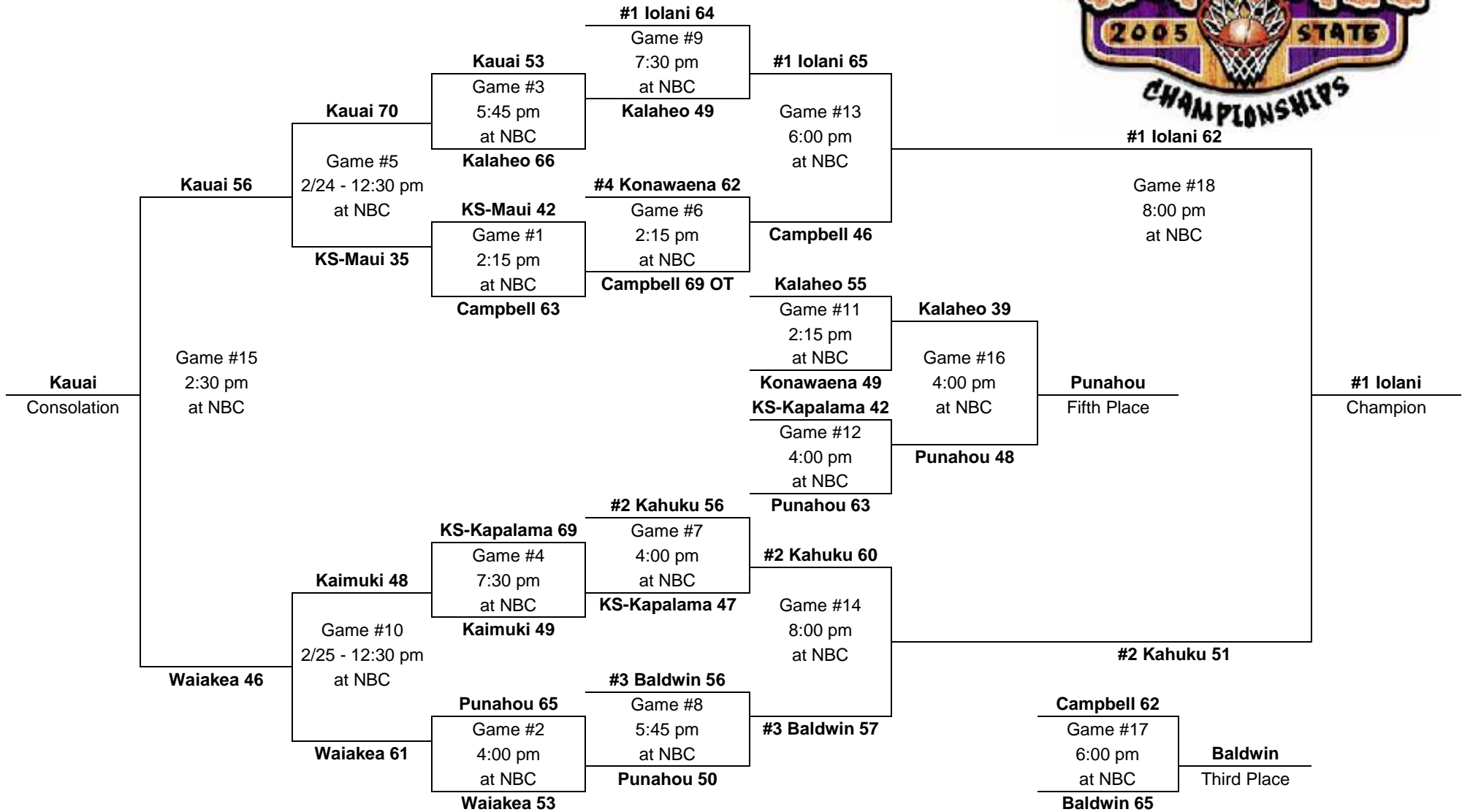
Thurs., Feb. 24
Friday, Feb. 25

Wednesday,
Feb. 23

Thursday,
Feb. 24

Friday,
Feb. 25

Saturday,
Feb. 26

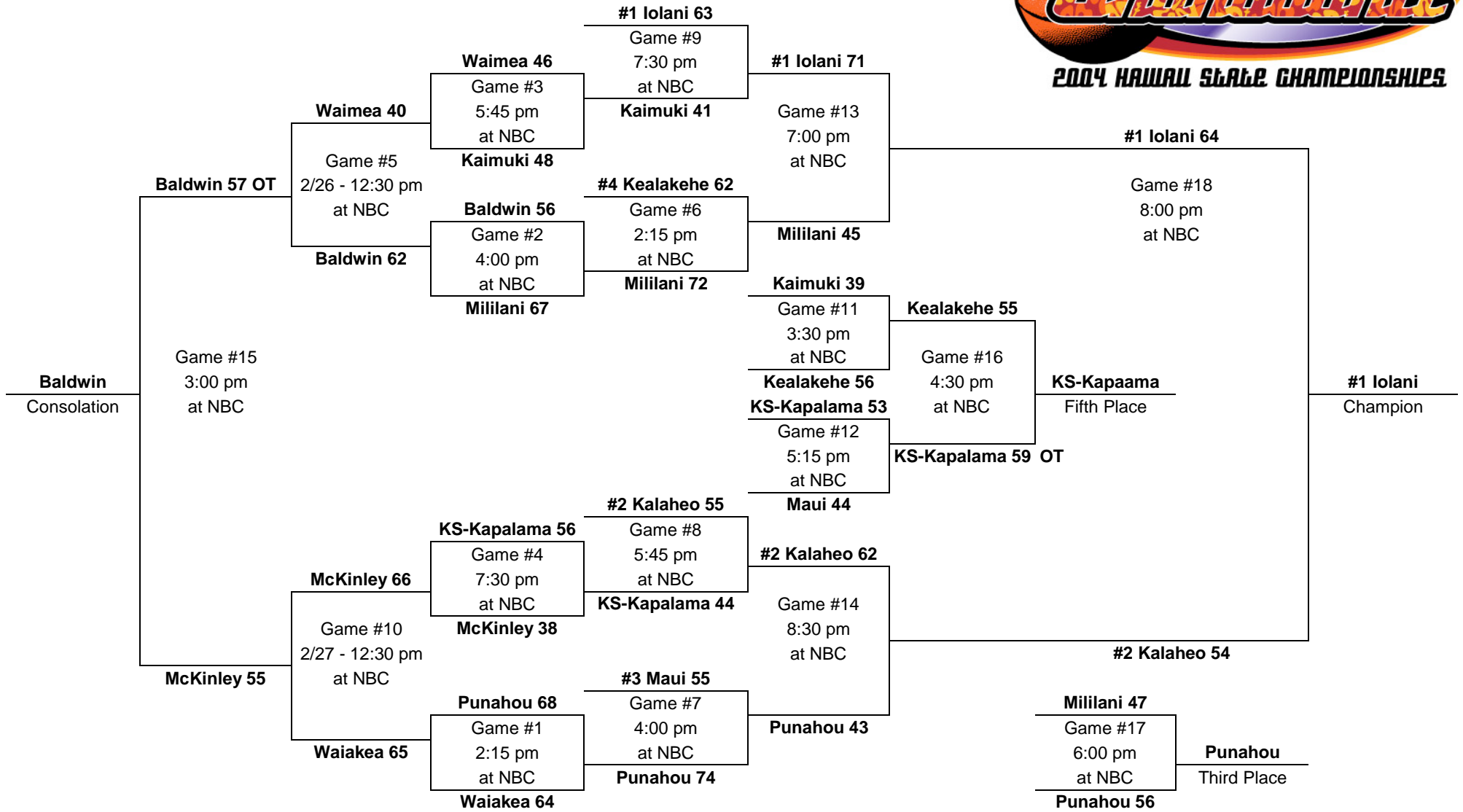


PARTICIPATING TEAMS					ALL-TOURNAMENT TEAM: Kyle Pape, Iolani – MOP Vinny Nip, Iolani Devin Unga, Kahuku Trenson Himalaya, Baldwin Jeremiah Ostrowski, Punahou
OIA (4) 1. Kahuku 2. Campbell 3. Kalaheo 4. Kaimuki	ILH (3) 1. Iolani 2. Punahou 3. KS-Kapalama	BIIF (2) 1. Konawaena 2. Waiakea	MIL (2) 1. Baldwin 2. KS-Maui	KIF (1) 1. Kauai	

Leading scorers: (3 games) Kyle Pape, Iolani (25 FG, 6 3-FG, 37-40 FT, 93 pts, 31.0 ppg)
(4 games) Jeremiah Ostrowski, Punahou (29 FG, 11 3-FG, 17-28 FT, 86 pts, 21.5 ppg)

2004 – Boys Basketball - Division AA: 12-team tournament (Neal S. Blaisdell Arena, Honolulu)

Saturday, Feb. 28 Thurs., Feb. 26 / Friday, Feb. 27 Wednesday, Feb. 25 Thursday, Feb. 26 Friday, Feb. 27 Saturday, Feb. 28



PARTICIPATING TEAMS					ALL-TOURNAMENT TEAM: Derrick Low, Iolani – Most Outstanding Player Sam Wilhoite, Kalaheo Jeremiah Ostrowski, Punahou Ryan Hirata, Iolani Alex Patykula, Mililani William Elliott, Kalaheo Leading scorers: (3 games) Sam Wilhoite, Kalaheo (20 FG, 1 3-FG, 14-16 FT, 55 pts, 18.3 ppg) (4 games) Jeremiah Ostrowski, Punahou (26 FG, 13 3-FG, 21-24 FT, 86 pts, 21.5 ppg)
OIA (4) 1. Kalaheo 2. Mililani 3. Kaimuki 4. McKinley	ILH (3) 1. Iolani 2. Punahou 3. KS-Kapalama	BIIF (2) 1. Kealakehe 2. Waiakea	MIL (2) 1. Maui 2. Baldwin	KIF (1) 1. Waimea	

2003 – Boys Basketball - Division AA: 12-team tournament (Neal S. Blaisdell Arena, Honolulu)

Saturday,
Mar. 1

Thurs., Feb. 27
Friday, Feb. 28

Wednesday,
Feb. 26

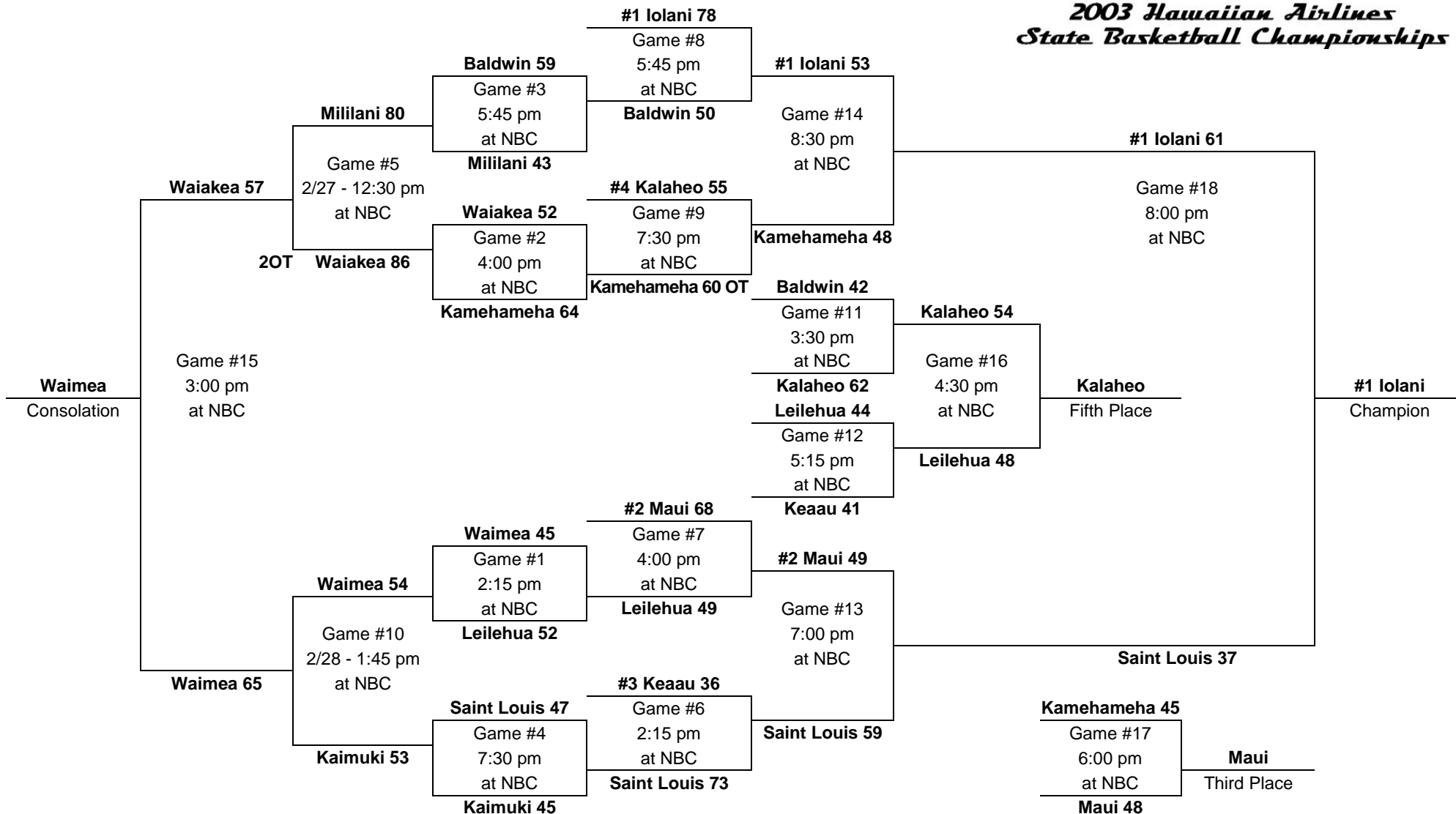
Thursday,
Feb. 27

Friday,
Feb. 28

Saturday,
Mar. 1



2003 Hawaiian Airlines State Basketball Championships



PARTICIPATING TEAMS					ALL-TOURNAMENT TEAM: Derrick Low, Iolani – Most Outstanding Player Jason Rivers, Saint Louis Maafu Finau, Maui Sam Wilhoite, Kalaheo Levi Bartholomew, Waiakea Bobby Nash, Iolani
OIA (4) 1. Kalaheo 2. Leilehua 3. Kaimuki 4. Mililani	ILH (3) 1. Iolani 2. Saint Louis 3. Kamehameha	BIIF (2) 1. Keaau 2. Waiakea	MIL (2) 1. Maui 2. Baldwin	KIF (1) 1. Waimea	

2002 – Boys Basketball - Division AA: 12-team tournament (Radford gym, Kekuhaupio gym, Neal S. Blaisdell Arena)



Saturday,
Feb. 23

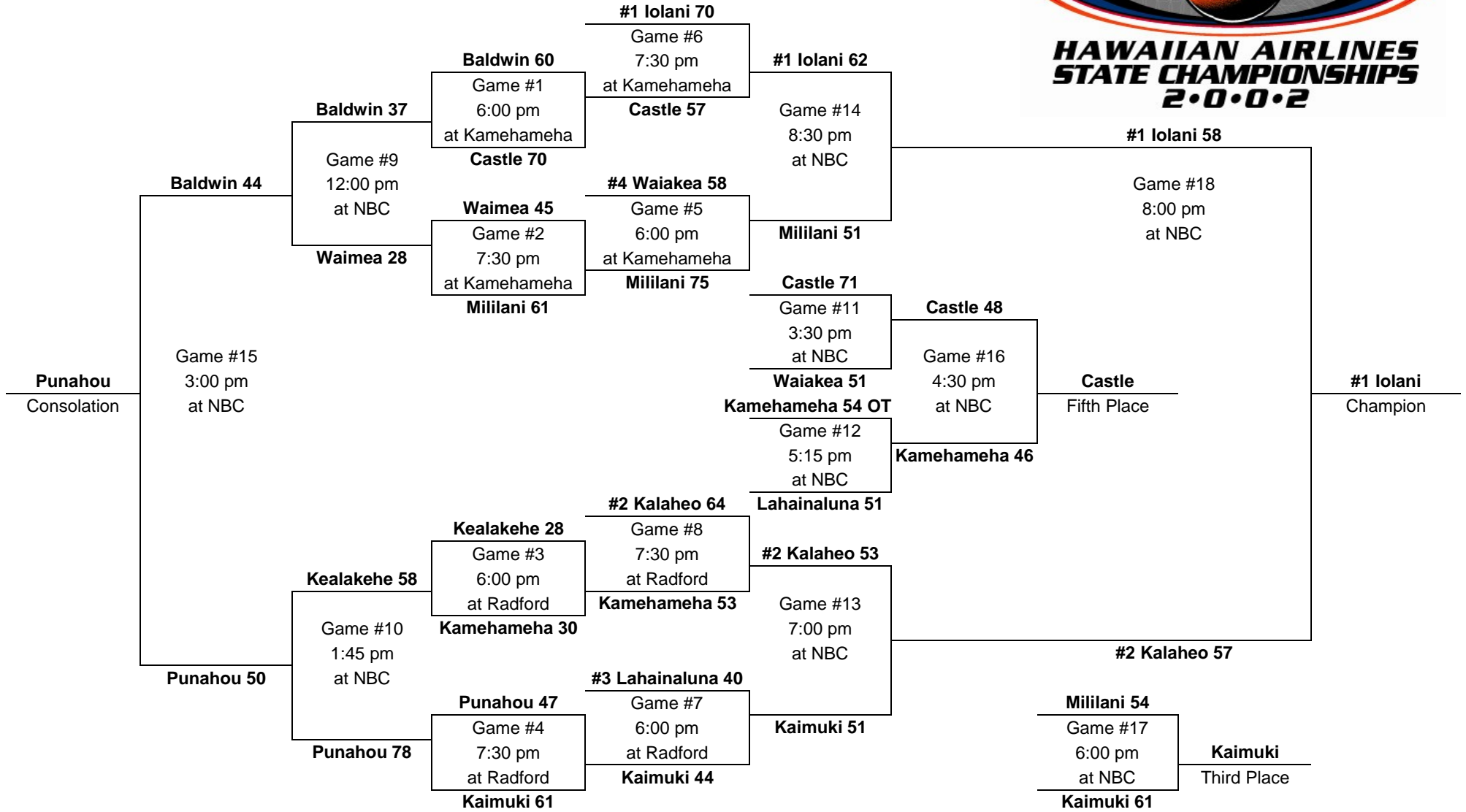
Friday,
Feb. 22

Wednesday,
Feb. 20

Thursday,
Feb. 21

Friday,
Feb. 22

Saturday,
Feb. 23



PARTICIPATING TEAMS					ALL-TOURNAMENT TEAM: Derrick Low, Iolani – Most Outstanding Player Bobby Nash, Iolani DC Daniels, Kalaheo Ikaika Alama-Francis, Kalaheo Daniel Tautofi, Kaimuki Rashaun Broadus, Mililani Leading scorers: (3 games) Ikaika Alama Francis, Kalaheo (65 pts, 21.7 ppg) Derrick Low, Iolani (64 pts, 21.3 ppg) (4 games) Rashaun Broadus, Mililani (60 pts, 15.0 ppg)
OIA (4) 1. Kalaheo 2. Mililani 3. Castle 4. Kaimuki	ILH (3) 1. Iolani 2. Punahou 3. Kamehameha	BIIF (2) 1. Waiakea 2. Kealakehe	MIL (2) 1. Lahainaluna 2. Baldwin	KIF (1) 1. Waimea	

2001 – Boys Basketball - Division AA: 12-team tournament (McKinley gym, McCabe gym, Stan Sheriff Center)

Saturday,
Feb. 24

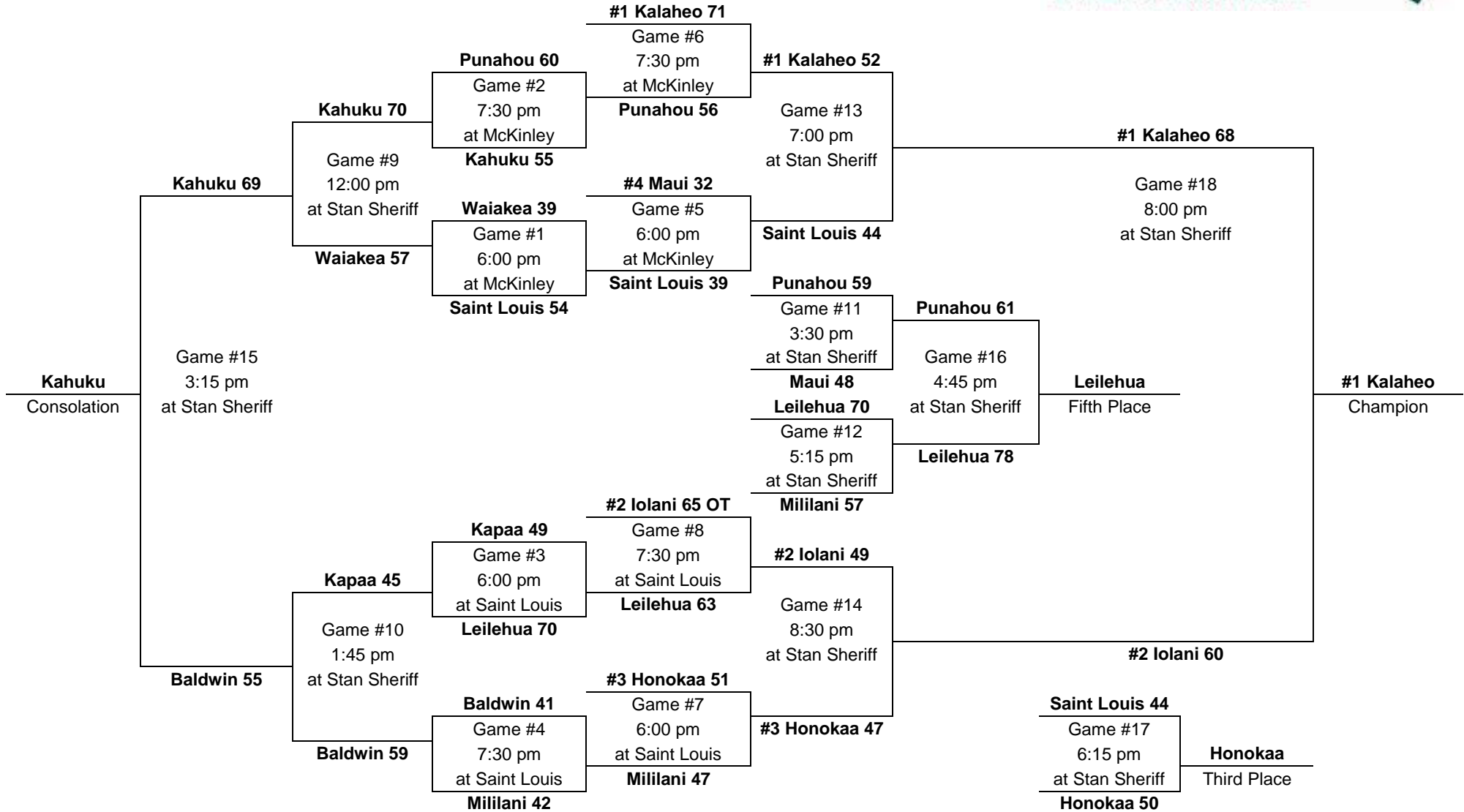
Friday,
Feb. 23

Wednesday,
Feb. 21

Thursday,
Feb. 22

Friday,
Feb. 23

Saturday,
Feb. 24



PARTICIPATING TEAMS					ALL-TOURNAMENT TEAM: D.C. Daniels, Kalaheo – Most Outstanding Player Derrick Low, Iolani Eric Marshall, Leilehua Skyler Wilson, Kalaheo Austin Souza, Honokaa
OIA (4) 1. Kalaheo 2. Mililani 3. Leilehua 4. Kahuku	ILH (3) 1. Iolani 2. Saint Louis 3. Punahou	BIIF (2) 1. Honokaa 2. Waiakea	MIL (2) 1. Maui 2. Baldwin	KIF (1) 1. Kapaa	

Leading scorers:
(3 games) D.C. Daniels, Kalaheo (69 pts, 23.0 ppg)
(4 games) Eric Marshall, Leilehua (81 pts, 20.3 ppg)

2000 – Boys Basketball - Division AA: 12-team tournament (Stan Sheriff Center, UH Manoa)



Friday,
Feb. 25

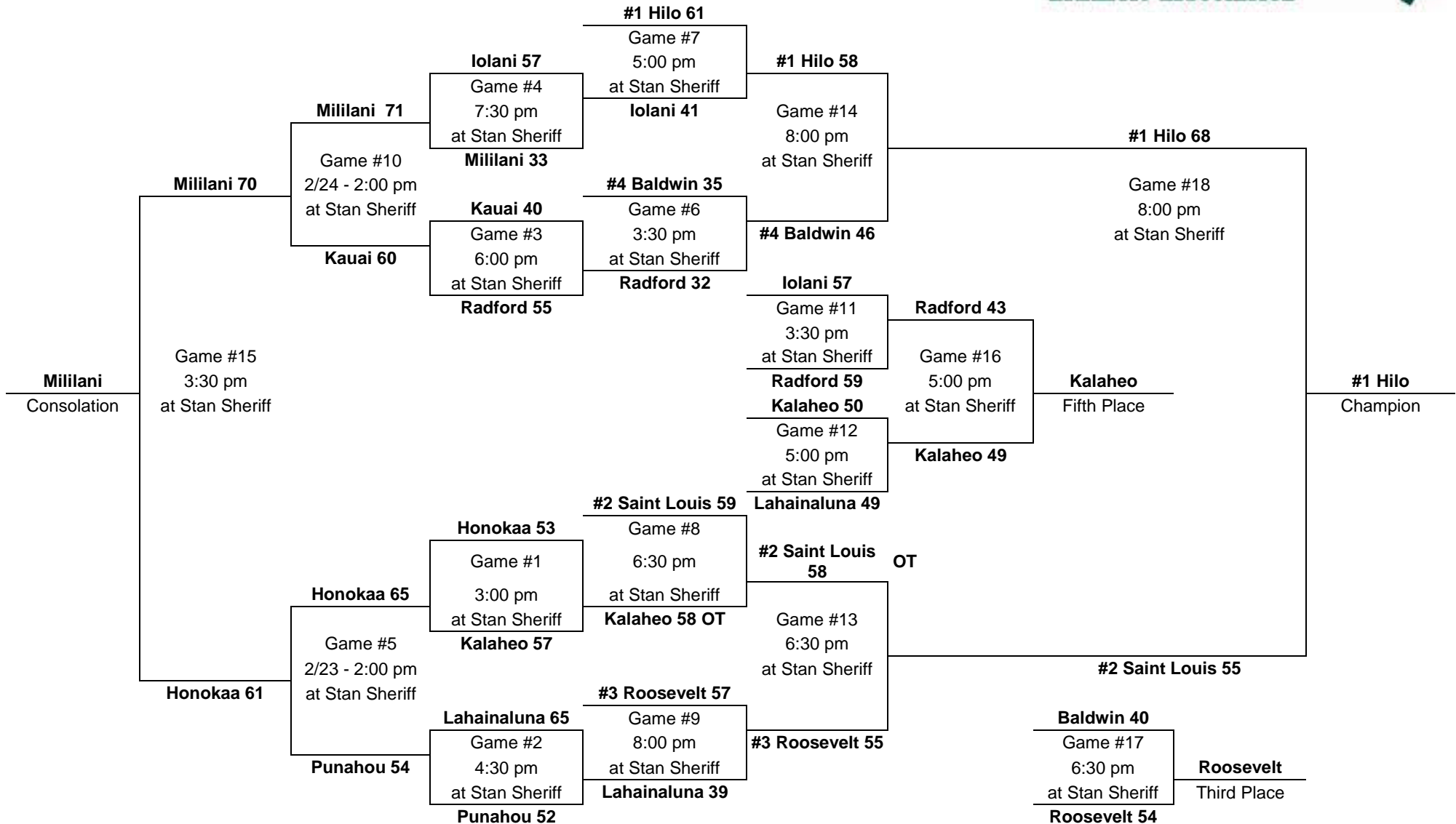
Wed., Feb. 23
Thurs., Feb. 24

Tuesday,
Feb. 22

Wednesday,
Feb. 23

Thursday,
Feb. 24

Friday,
Feb. 25



PARTICIPATING TEAMS					ALL-TOURNAMENT TEAM: Jason Mandaquit, Hilo – MOP	
OIA (4) 1. Roosevelt 2. Radford 3. Kalaheo 4. Mililani	ILH (3) 1. Saint Louis 2. Iolani 3. Punahou	BIIF (2) 1. Hilo 2. Honokaa	MIL (2) 1. Baldwin 2. Lahainaluna	KIF (1) 1. Kauai	Junior Wong, St. Louis	Kimo Keiter-Charles, Hilo
					D.C. Daniels, Kalaheo	Chad Kapanui, Roosevelt
					Cliff Dagulo, Baldwin	Wesley Martinez, Hilo
					Leading scorers:	
					(3 games) Junior Wong, Saint Louis	
					(15 FG, 9 3-FG, 20-29 FT, 59 pts, 19.6 ppg)	
					(4 games) D.C. Daniels, Kalaheo (89 pts, 22.3 ppg)	

1999 – Boys Basketball - Division AA: 12-team tournament (Stan Sheriff Center, UH Manoa)

Friday,
Feb. 19

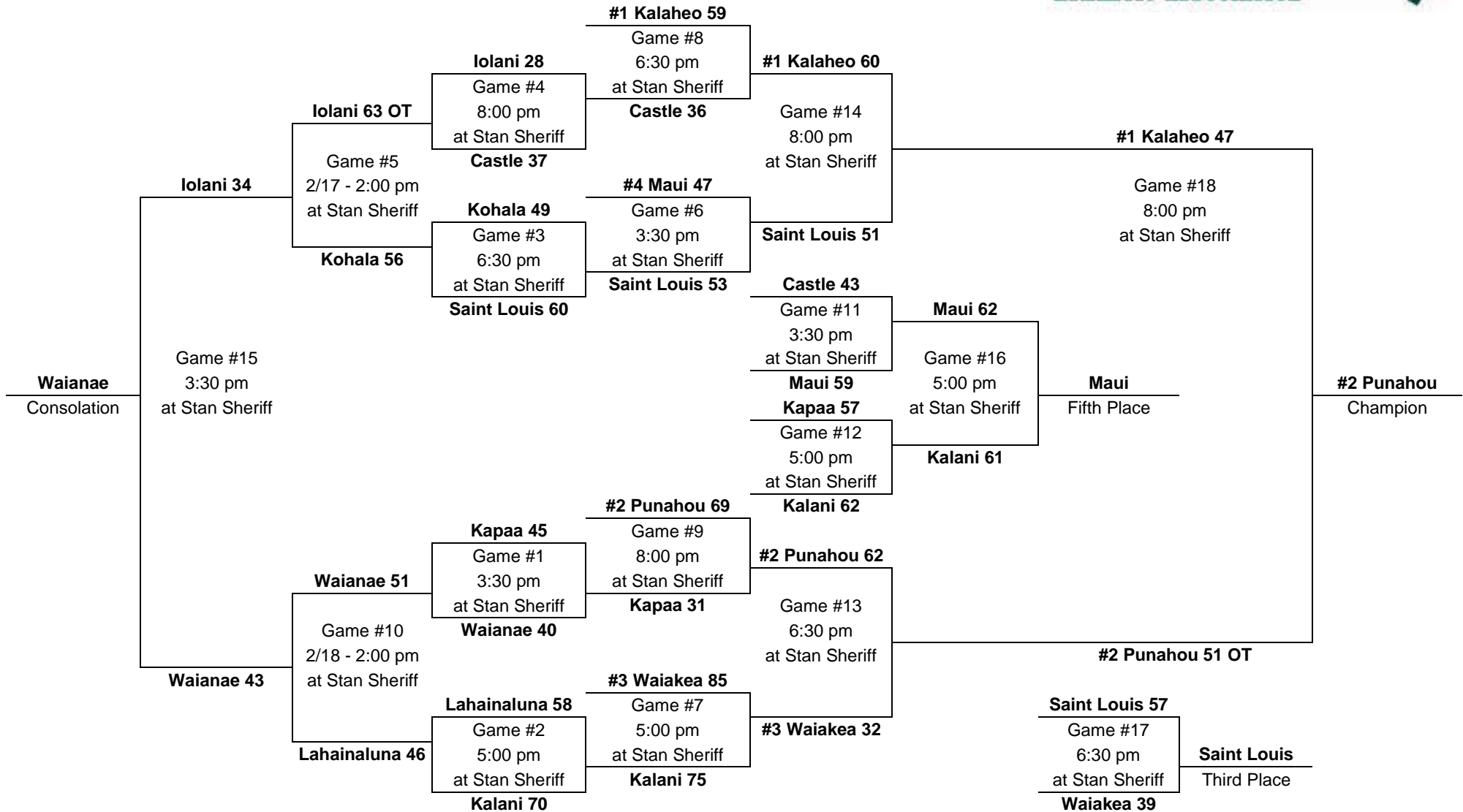
Wed., Feb. 17
Thurs., Feb. 18

Tuesday,
Feb. 16

Wednesday,
Feb. 17

Thursday,
Feb. 18

Friday,
Feb. 19



PARTICIPATING TEAMS					ALL-TOURNAMENT TEAM: Brandon Brooks, Punahou – MOP Julian Sensley, Kalaheo Everett Frye, Kalani Matt Vivas, Saint Louis Leading scorers: (3 games) Kyle Bartholomew, Waiakea (21 FG, 3 3-FG, 13-20 FT, 58 pts, 19.3 ppg) (4 games) Everett Frye, Kalani (34 FG, 10 3-FG, 19-24 FT, 97 pts, 24.3 ppg)
OIA (4)	ILH (3)	BIIF (2)	MIL (2)	KIF (1)	
1. Kalaheo	1. Punahou	1. Waiakea	1. Maui	1. Kapaa	
2. Kalani	2. Saint Louis	2. Kohala	2. Lahainaluna		
3. Waianae	3. Iolani				
4. Castle					

1998 – Boys Basketball - Division AA: 12-team tournament (McKinley gym, McCabe gym, Neal S. Blaisdell Arena)



Saturday,
Feb. 21

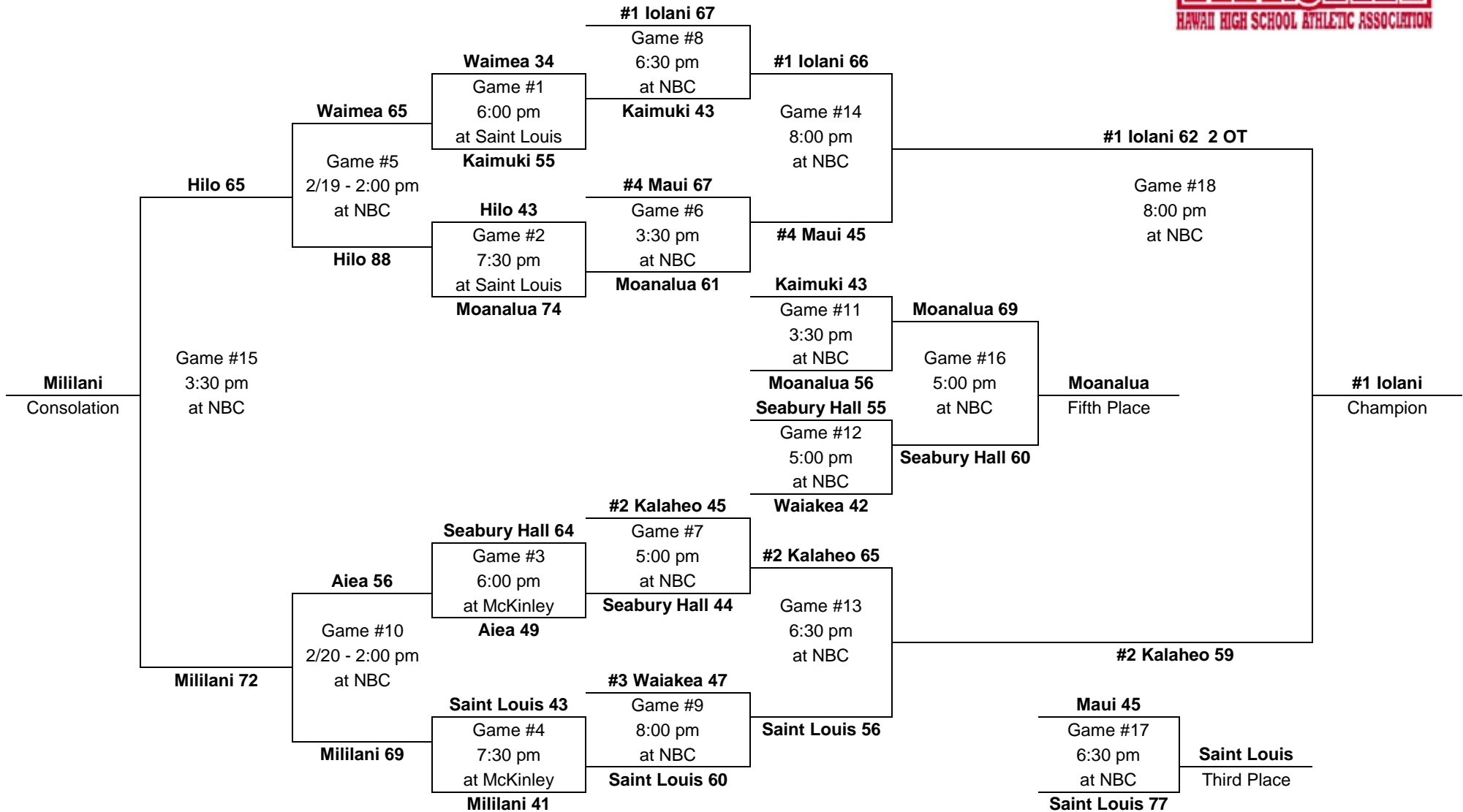
Thurs., Feb. 19
Friday, Feb. 20

Wednesday,
Feb. 18

Thursday,
Feb. 19

Friday,
Feb. 20

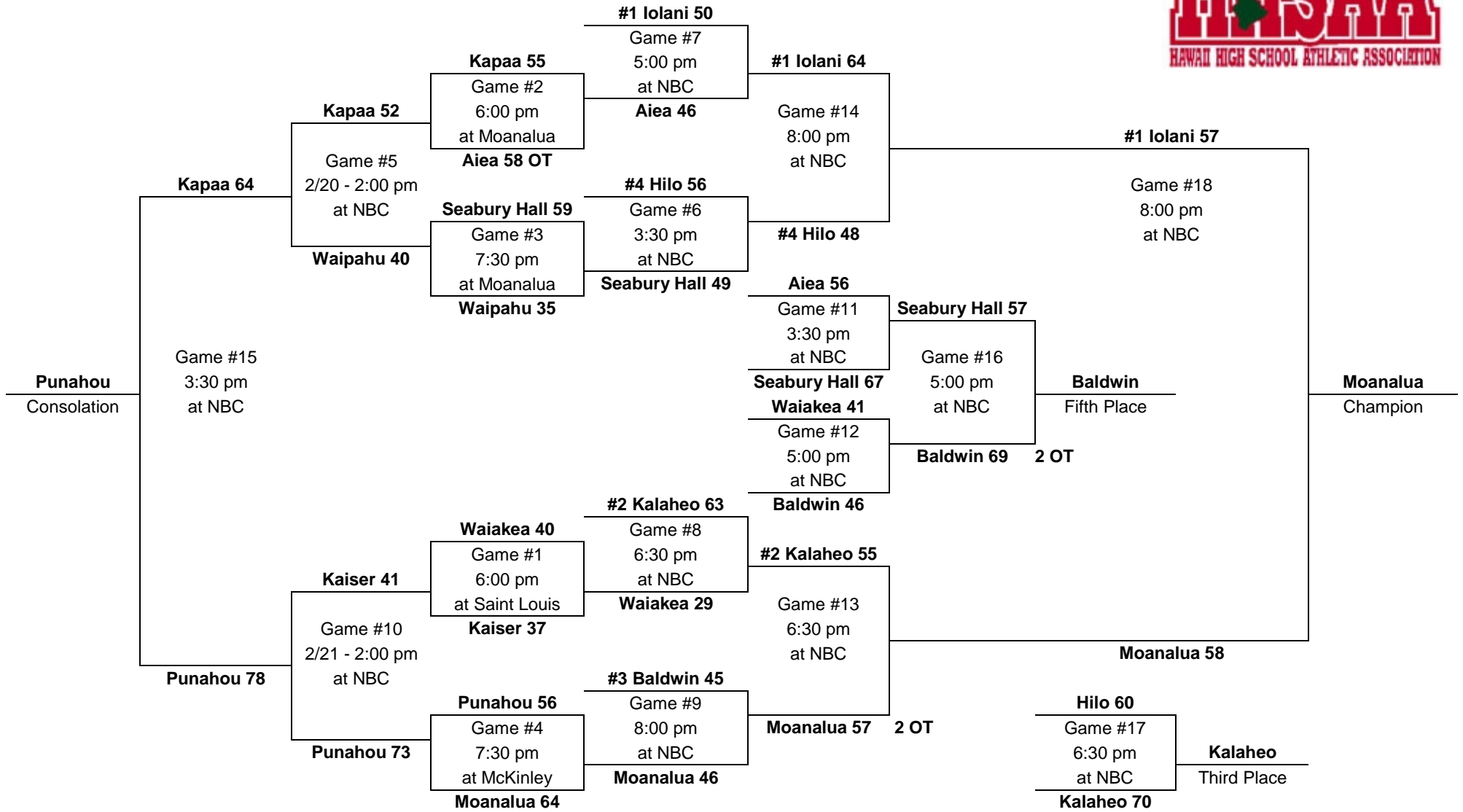
Saturday,
Feb. 21



PARTICIPATING TEAMS					ALL-TOURNAMENT TEAM: Kirk Uejio, Iolani – MOP Cord Anderson, Iolani David Abbott, Kalaheo Ramsey Williams, Moanalua Leading scorers: (3 games) Kenji Price, Mililani (68 pts, 22.7 ppg) Brandon Kauhi, Hilo (59 pts, 19.7 ppg) (4 games) Ramsey Williams, Moanalua (58 pts, 14.5 ppg)
OIA (5)	ILH (2)	BIIF (2)	MIL (2)	KIF (1)	
1. Kalaheo	1. Iolani	1. Waiakea	1. Maui	1. Waimea	Julian Sensley, Kalaheo Junior Wong, Saint Louis
2. Moanalua	2. Saint Louis	2. Hilo	2. Seabury Hall		
3. Mililani					
4. Aiea					
5. Kaimuki					

1997 – Boys Basketball - Division AA: 12-team tournament (McKinley gym, McCabe gym, Neal S. Blaisdell Arena)

Saturday, Feb. 22 Thurs., Feb. 20 / Friday, Feb. 21 Wednesday, Feb. 19 Thursday, Feb. 20 Friday, Feb. 21 Saturday, Feb. 22

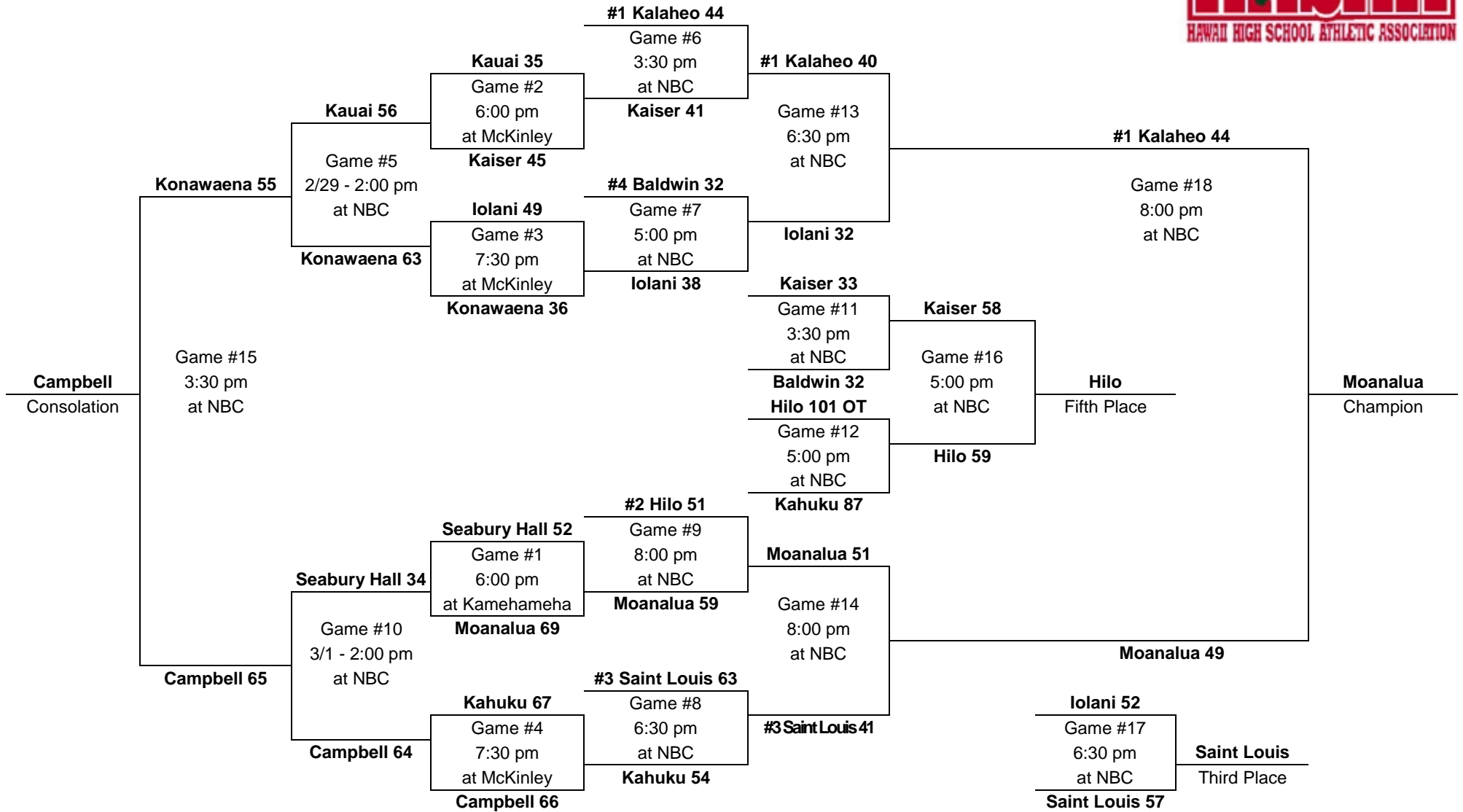


PARTICIPATING TEAMS					MEDIA ALL-TOURNAMENT TEAM:	
OIA (5) 1. Kalaheo 2. Waipahu 3. Moanalua 4. Kaiser 5. Aiea	ILH (2) 1. Iolani 2. Punahou	BIIF (2) 1. Hilo 2. Waiakea	MIL (2) 1. Baldwin 2. Seabury Hall	KIF (1) 1. Kapaa	Ramsey Williams, Moanalua–MVP	Davis Mamelamela, Kalaheo
					Derek Christensen, Iolani	Shawn Christensen, Iolani
					Brian Rosado-Galindo, Moanalua	Kirk Uejio, Iolani
					Leading scorers:	
					(3 games) Derek Christensen, Iolani (19 FG, 4 3-FG, 15-20 FT, 57 pts, 19.0 ppg)	
					(4 g) Ramsey Williams, Moanalua (27 FG, 14 3-FG, 19-21 FT, 87 pts, 21.8 ppg)	
					Note: Moanalua (96 & 97) and Leilehua (73) lowest seeds to win state try.	

1996 – Boys Basketball - Division AA: 12-team tournament (McKinley gym, Kekuhaupio gym, Neal S. Blaisdell Arena)



Saturday, Mar. 2 **Thurs., Feb. 29** **Wednesday, Feb. 28** **Thursday, Feb. 29** **Friday, Mar. 1** **Saturday, Mar. 2**

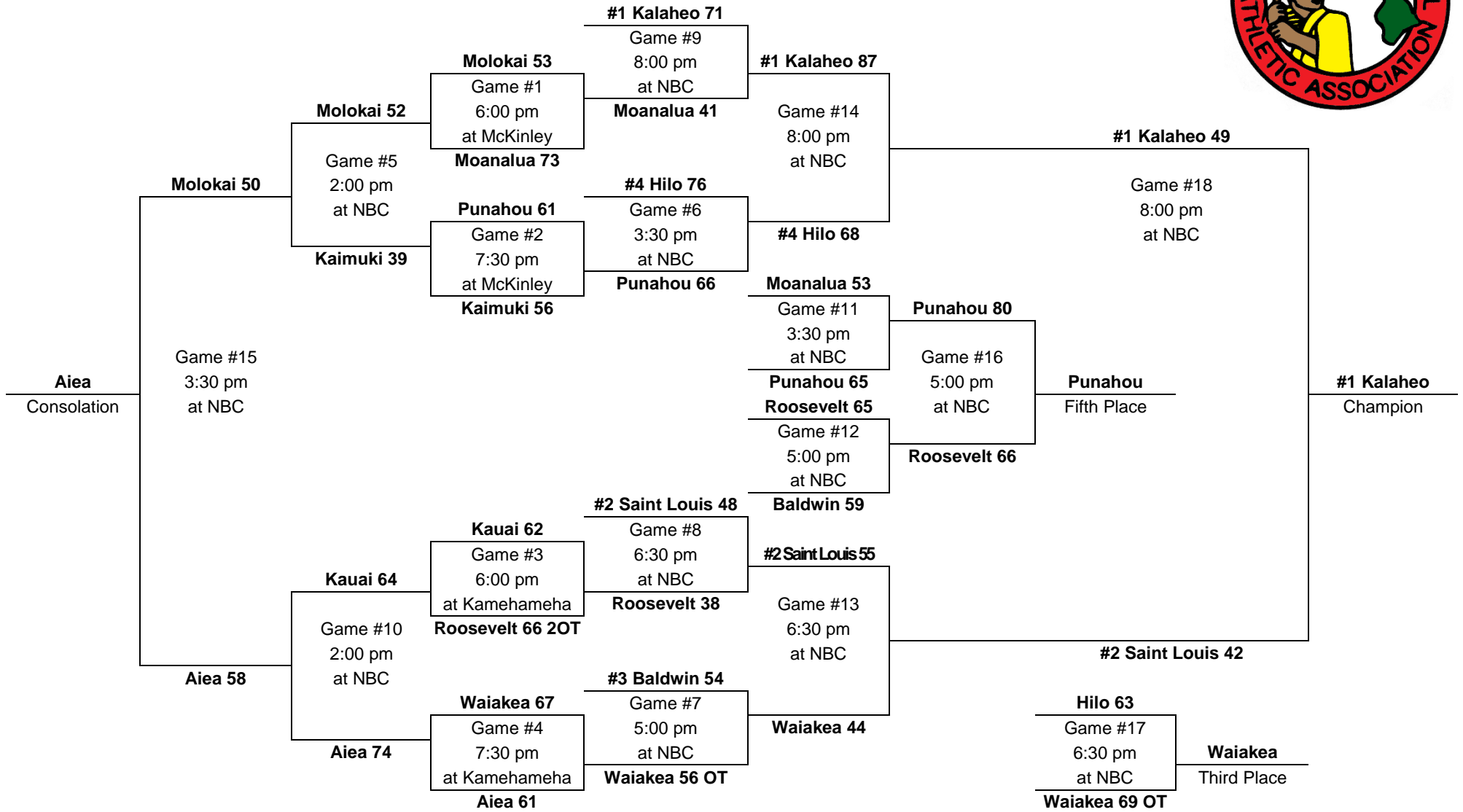


PARTICIPATING TEAMS					MEDIA ALL-TOURNAMENT TEAM:	
OIA (5) 1. Kalaheo 2. Kahuku 3. Moanalua 4. Campbell 5. Kaiser	ILH (2) 1. Saint Louis 2. Iolani	BIIF (2) 1. Hilo 2. Konawaena	MIL (2) 1. Baldwin 2. Seabury Hall	KIF (1) 1. Kauai	Issac Castro, Moanalua –MVP	Ramsey Williams, Moanalua
					Darnell Arceneaux, Saint Louis	Charles Williams, Moanalua
					Rahula Hall, Hilo	Brian Yule, Kalaheo
					Leading scorers: (3 games) Clifton Jones, Kahuku (27 FG, 0 3-FG, 13-29 FT, 69 pts, 23.0 ppg)	
					(4 games) Issac Castro, Moanalua (28 FG, 4 3-FG, 12-17 FT, 72 pts, 18.0 ppg)	
					Note: Moanalua (OIA3) ties Leilehua (1973) as lowest seed to win state tny.	

1995 – Boys Basketball - Division AA: 12-team tournament (McKinley gym, Kekuhaupio gym, Neal S. Blaisdell Arena)



Saturday, Mar. 4 Thurs. Mar. 2 / Friday, Mar. 3 Wednesday, Mar. 1 Thursday, Mar. 2 Friday, Mar. 3 Saturday, Mar. 4

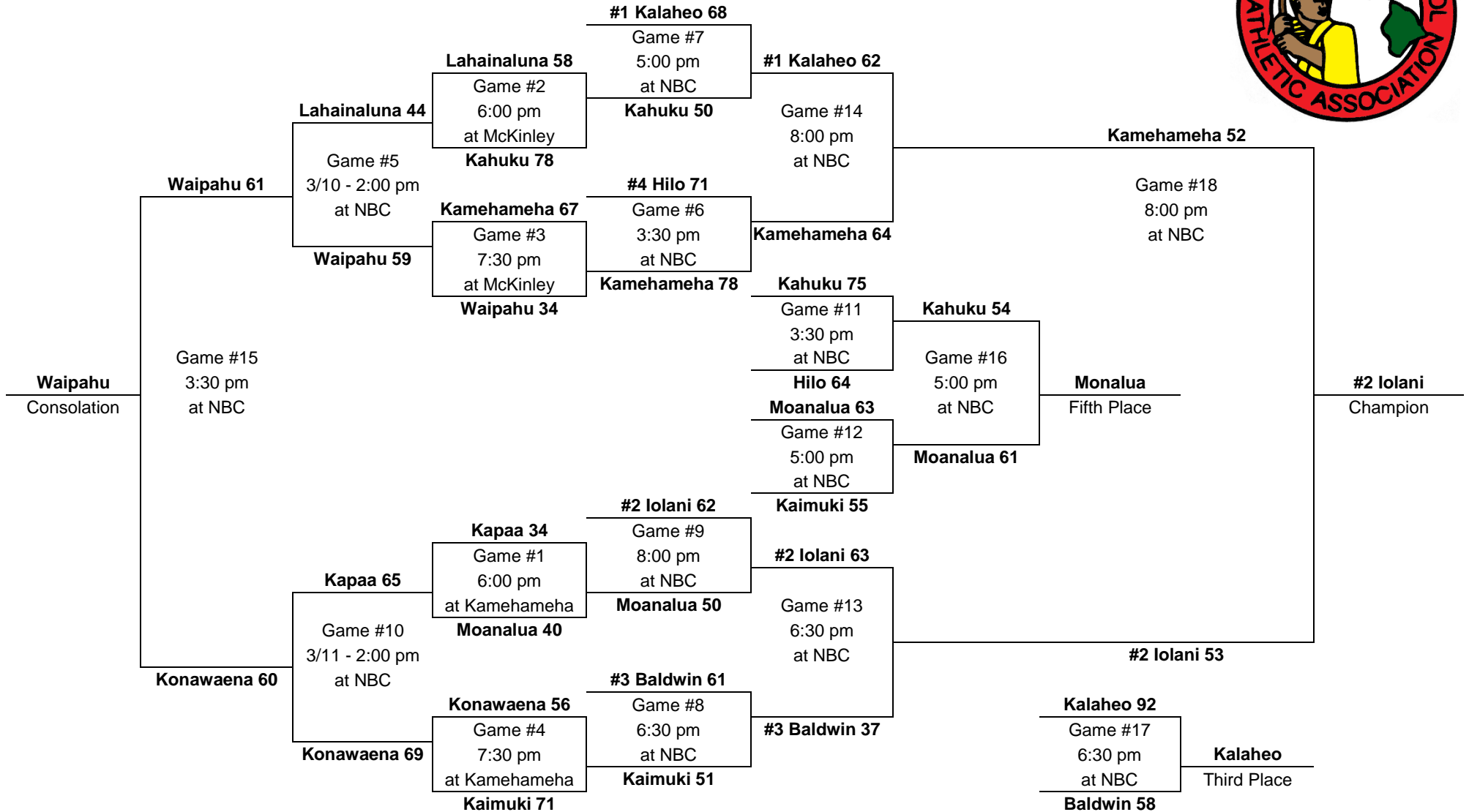


PARTICIPATING TEAMS					MEDIA ALL-TOURNAMENT TEAM: Greg Miller, Kalaheo – MVP Stephen Hess, Kalaheo Scott Kato, Kalaheo Darnell Arceneaux, Saint Louis Wesley Pratt, Punahou Kawika Ordenstein, Saint Louis
OIA (5) 1. Kalaheo 2. Aiea 3. Moanalua 4. Kaimuki 5. Roosevelt	ILH (2) 1. Saint Louis 2. Punahou	BIIF (2) 1. Hilo 2. Waiakea	MIL (2) 1. Baldwin 2. Molokai	KIF (1) 1. Kauai	
Leading scorers: (3 games) Darnell Arceneaux, Saint Louis (19 FG, 4 3-FG, 9-13 FT, 51 pts, 17.0 ppg) (4 games) Wesley Pratt, Punahou (23 FG, 5 3-FG, 17-23 FT, 68 pts, 17.0 ppg)					

1994 – Boys Basketball - Division AA: 12-team tournament (McKinley gym, Kekuhaupio gym, Neal S. Blaisdell Arena)



Saturday, Mar. 12 Thurs., Mar. 10 Wednesday, Mar. 9 Thursday, Mar. 10 Friday, Mar. 11 Saturday, Mar. 12

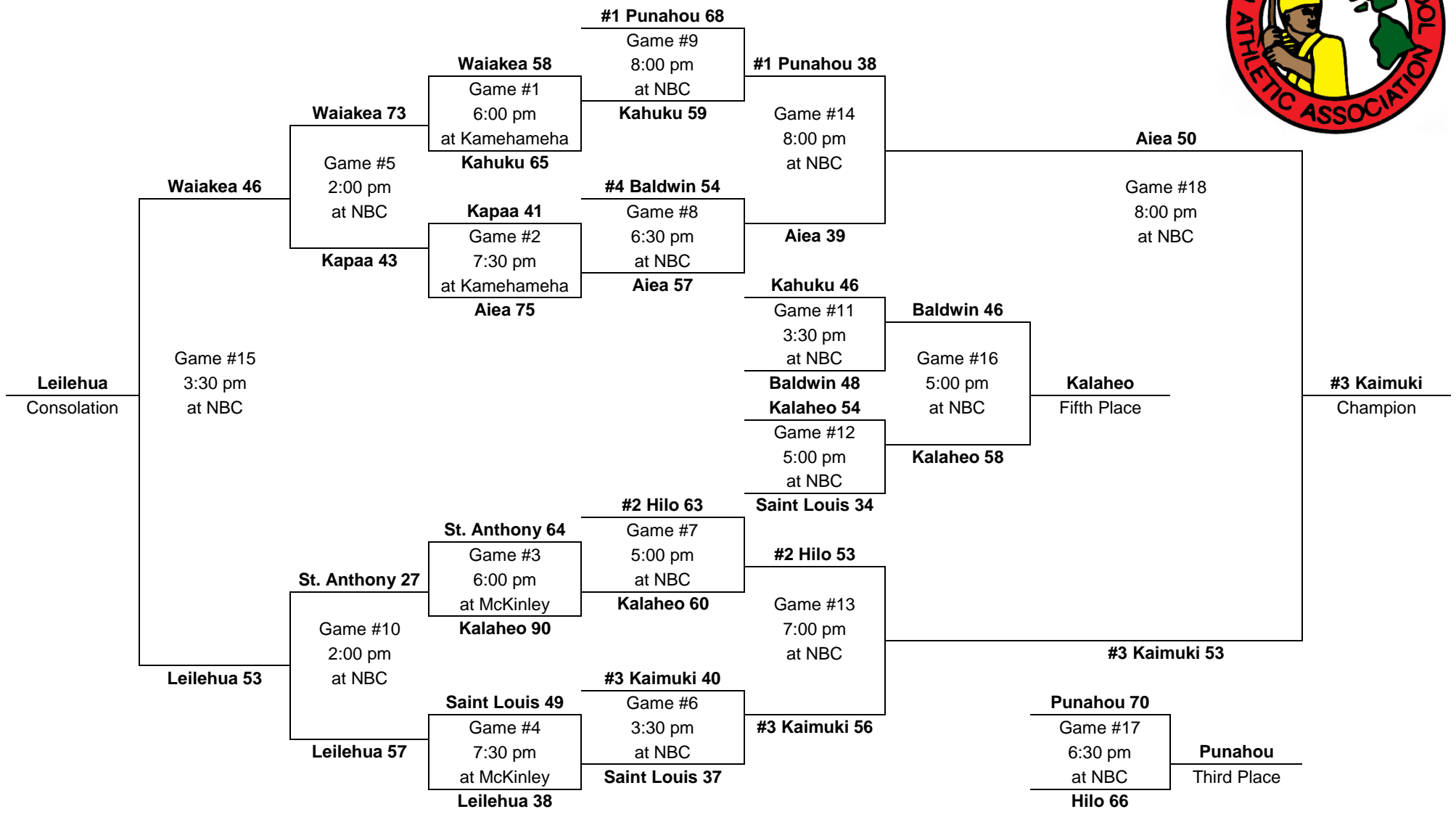


PARTICIPATING TEAMS					MEDIA ALL-TOURNAMENT TEAM: Kahi Villa, KS – MVP Todd King, Iolani Adam Lee, Kamehameha Alika Smith, Kalaheo Ray Wilhelm, Baldwin Adam Wong, Iolani Leading scorers: (3 games) Alika Smith, Kalaheo (29 FG, 9 3-FG, 20-25 FT, 87 pts, 29.0 ppg) (4 games) Kahi Villa, Kamehameha (36 FG, 0 3-FG, 30-41 FT, 102 pts, 28.5 ppg)
OIA (5) 1. Kalaheo 2. Kaimuki 3. Moanalua 4. Waipahu 5. Kahuku	ILH (2) 1. Iolani 2. Kamehameha	BIIF (2) 1. Hilo 2. Konawaena	MIL (2) 1. Baldwin 2. Lahainaluna	KIF (1) 1. Kapaa	

1993 – Boys Basketball - Division AA: 12-team tournament (McKinley gym, Kekuhaupio gym, Neal S. Blaisdell Arena)



Saturday, Mar. 6 **Thurs., Mar. 4** **Wednesday, Mar. 3** **Thursday, Mar. 4** **Friday, Mar. 5** **Saturday, Mar. 6**

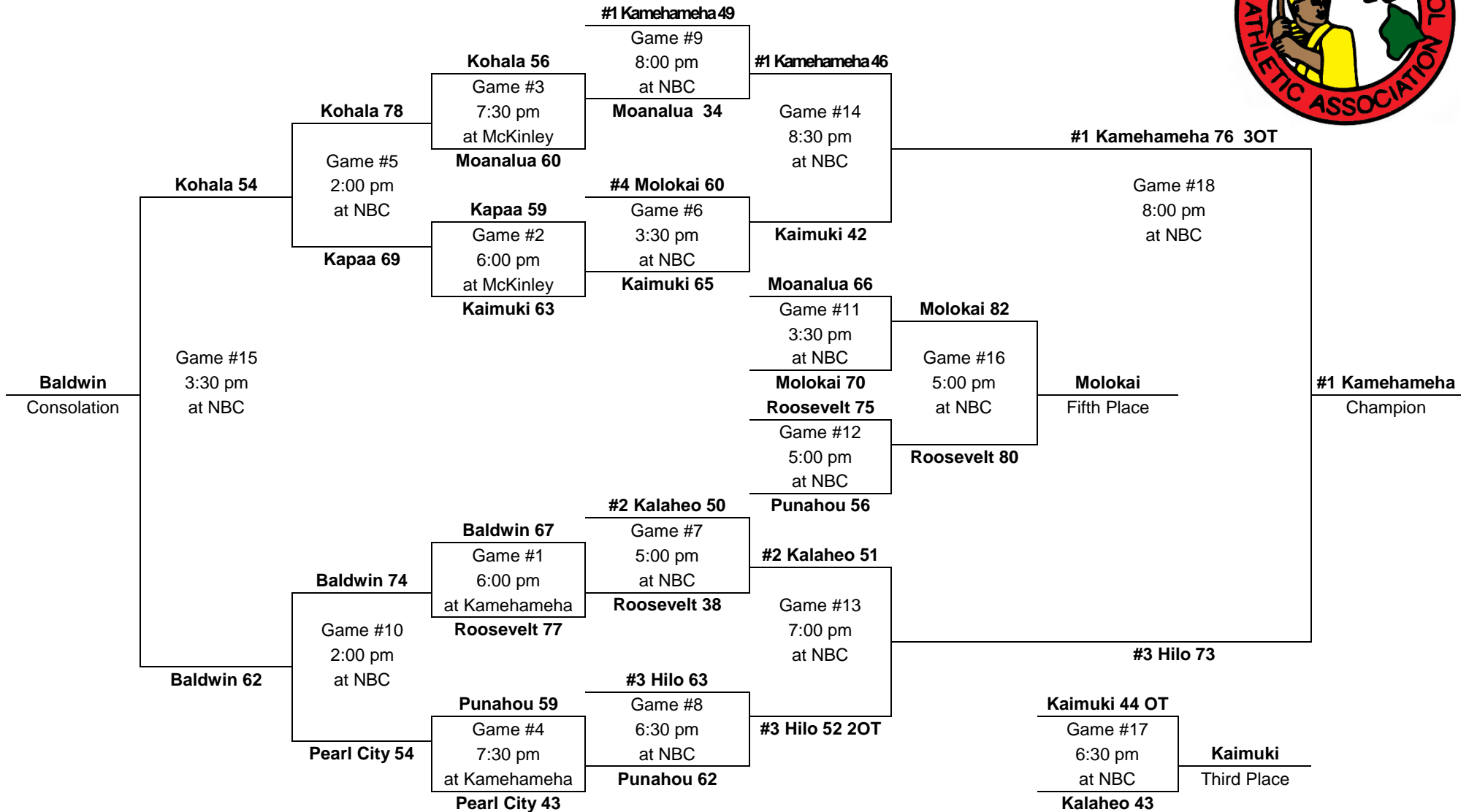


PARTICIPATING TEAMS					MEDIA ALL-TOURNAMENT TEAM:	
OIA (5) 1. Kaimuki 2. Aiea 3. Kahuku 4. Kalaheo 5. Leilehua	ILH (2) 1. Punahou 2. Saint Louis	BIIF (2) 1. Hilo 2. Waiakea	MIL (2) 1. Baldwin 2. St. Anthony	KIF (1) 1. Kapaa	Kevin Wilson, Aiea (co-MVP) Shannon Lee, Kaimuki (co-MVP)	
					Alika Smith, Kalaheo Casey Newman, Hilo	
					John Neal, Kaimuki Todd George, Aiea	
					Leading scorers: (3 games) Rick Tune, Punahou (53 pts, 17.6 ppg) (4 games) Alika Smith, Kalaheo (78 pts, 19.5 ppg) Todd George, Aiea (77 pts, 19.3 ppg)	

1992 – Boys Basketball - Division AA: 12-team tournament (McKinley gym, Kekuhaupio gym, Neal S. Blaisdell Arena)




Saturday, Mar. 7 Thurs., Mar. 5 Wednesday, Mar. 4 Thursday, Mar. 5 Friday, Mar. 6 Saturday, Mar. 7



PARTICIPATING TEAMS					MEDIA ALL-TOURNAMENT TEAM: Louie Vargas, KS – MVP Kekoa Ng, Kamehameha Tod Bello, Hilo Solomon Wakita, Hilo Ken Houpo, Baldwin Brandyn Akana, Molokai Leading scorers: (3 games) Brandyn Akana, Molokai (32 fg, 5 3fg, 23-29 FT, 92 pts, 30.7 ppg) Ken Houpo, Baldwin (24 fg, 3 3fg, 12-18 FT, 71 pts, 23.7 ppg) (4 gm) Kai Machida, Roosevelt (19 fg, 13 3fg, 7-7 FT, 58 pts, 14.5 ppg)
OIA (5)	ILH (2)	BIIF (2)	MIL (2)	KIF (1)	
1. Kalaheo 2. Kaimuki 3. Moanalua 4. Roosevelt 5. Pearl City	1. Kamehameha 2. Punahou	1. Hilo 2. Kohala	1. Molokai 2. Baldwin	1. Kapaa	

1991 – Boys Basketball - Division AA: 12-team tournament (McKinley gym, Kekuhaupio gym, Neal S. Blaisdell Arena)



Saturday,
Mar. 9

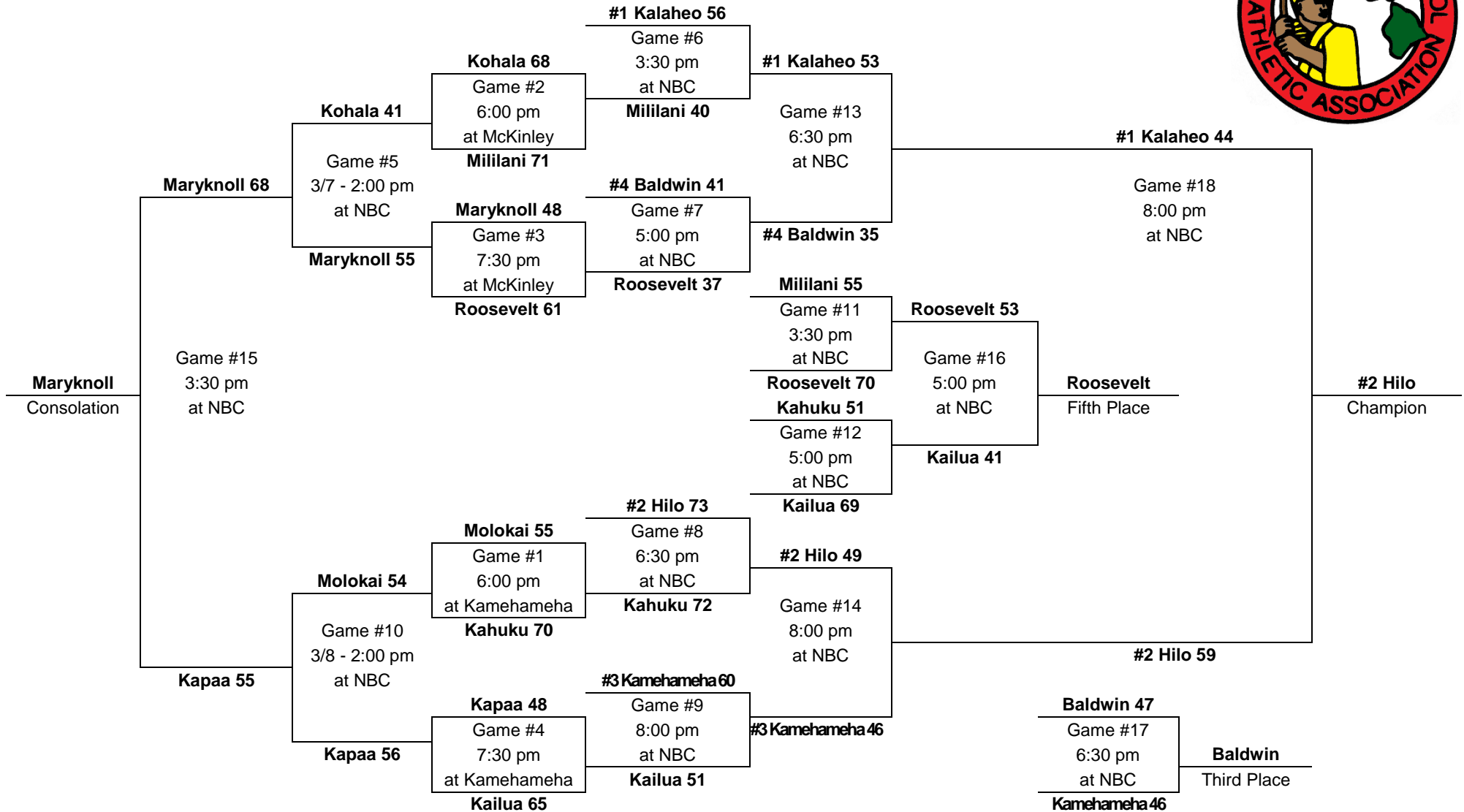
Thurs., Mar. 7
Friday, Mar. 8

Wednesday,
Mar. 6

Thursday,
Mar. 7

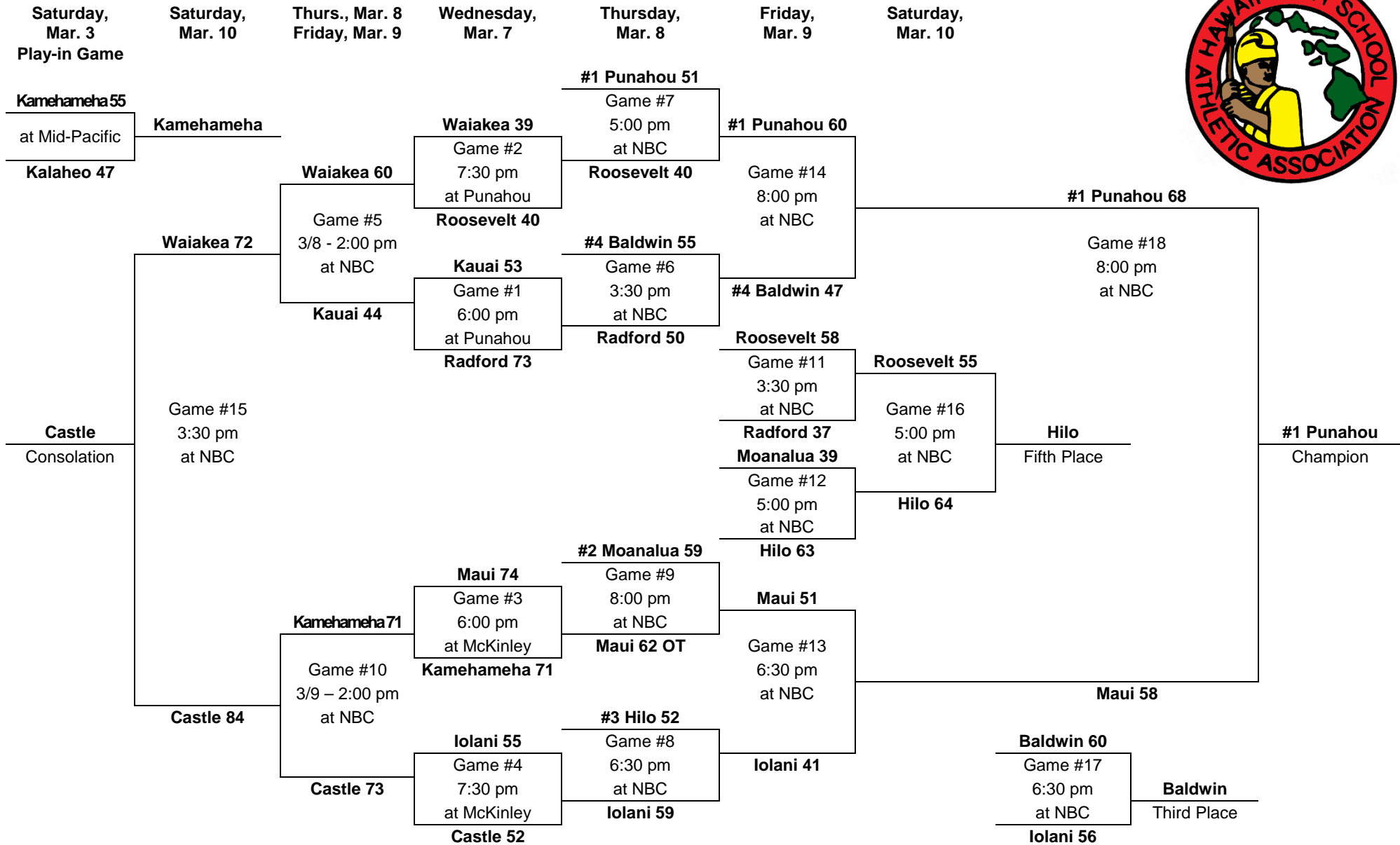
Friday,
Mar. 8

Saturday,
Mar. 9



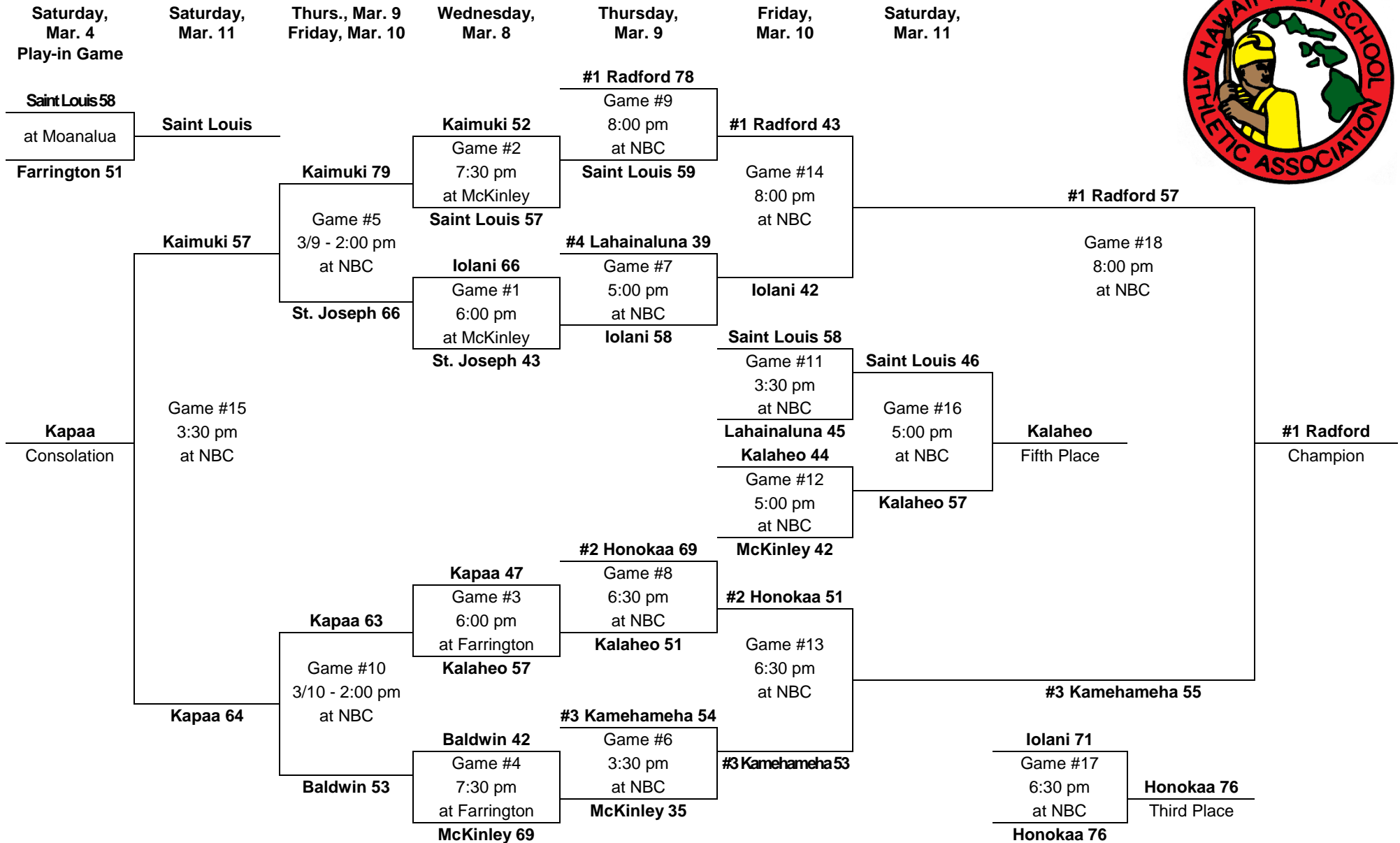

PARTICIPATING TEAMS					MEDIA ALL-TOURNAMENT TEAM: Paul Lee, Hilo – MVP	
OIA (5) 1. Kalaheo 2. Kahuku 3. Kailua 4. Roosevelt 5. Mililani	ILH (2) 1. Kamehameha 2. Maryknoll	BIIF (2) 1. Hilo 2. Kohala	MIL (2) 1. Baldwin 2. Molokai	KIF (1) 1. Kapaa	Shon Malani, Hilo	Herman Medeiros, Hilo
					Josh Smith, Kalaheo	Itula Mili, Kahuku
					Leading scorers:	
					(3 g) Paul Lee, Hilo (17 fg, 0 3fg, 18-22 FT 54 pts, 18.0 ppg);	
					Albert Nihipali, KS (19 fg, 0 3fg, 14-23 FT, 52 pts, 17.3 ppg) .	
					(4 g) Wallace Naone, Roos (24 fg, 7 3fg, 12-12 FT ,67pt, 16.8 ppg)	

1990 – Boys Basketball - Division AA: 12-team tournament (McKinley gym, Hemmeter Fieldhouse, Neal S. Blaisdell Arena)



PARTICIPATING TEAMS					MEDIA ALL-TOURNAMENT TEAM: Chris Miller, Punahou – MVP Kevin Wong, Punahou Henry Acob, Maui Leading scorers: (3 games) Teddy Agullana, Castle (26 FG, 1 3-FG, 25-34 FT, 78 pts, 26.0 ppg) (4 games) Ty Brauch, Maui (25 FG, 10 3-FG, 24-30 FT, 84 pts, 21.0 ppg)
OIA (4) 1. Moanalua 2. Radford 3. Roosevelt 4. Castle	ILH (3) 1. Punahou 2. Iolani 3. Kamehameha	BIIF (2) 1. Hilo 2. Waiakea	MIL (2) 1. Baldwin 2. Maui	KIF (1) 1. Kauai	
Play-in: Kalaheo (OIA5) vs. Kamehameha (ILH3)					

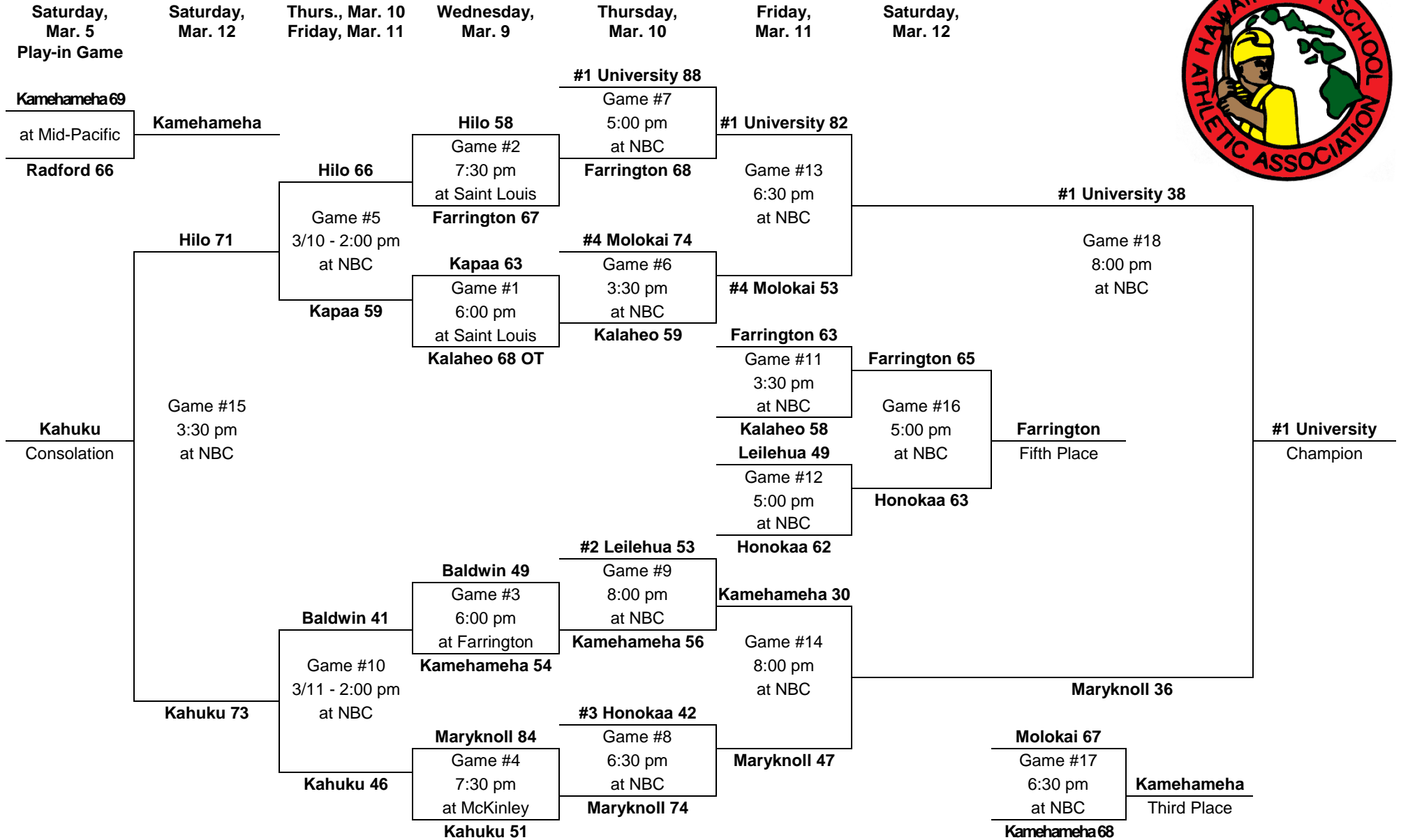
1989 – Boys Basketball - Division AA: 12-team tournament (McKinley gym, Farrington gym, Neal S. Blaisdell Arena)



PARTICIPATING TEAMS					MEDIA ALL-TOURNAMENT TEAM: Marcus Smith, Radford– MVP	
OIA (4) 1. Radford 2. McKinley 3. Kalaheo 4. Kaimuki	ILH (3) 1. Kamehameha 2. Iolani 3. Saint Louis	BIIF (2) 1. Honokaa 2. St. Joseph	MIL (2) 1. Lahainaluna 2. Baldwin	KIF (1) 1. Kapaa	Troy McCoy, Radford Rodney Arias, Kamehameha Lamont Davis, Radford	Sy Frazier, Honokaa Lenny Kai, Kamehameha
Play-in: Farrington (OIA5) vs. Saint Louis (ILH3)					Leading scorer: (3 games) Sy Frazier, Honokaa (59 pts, 19.7 ppg) (4 games) Kanoe Winchester, Iolani (24 FG, 10 3-FG, 3-3 FT, 63 pts, 15.8 ppg)	

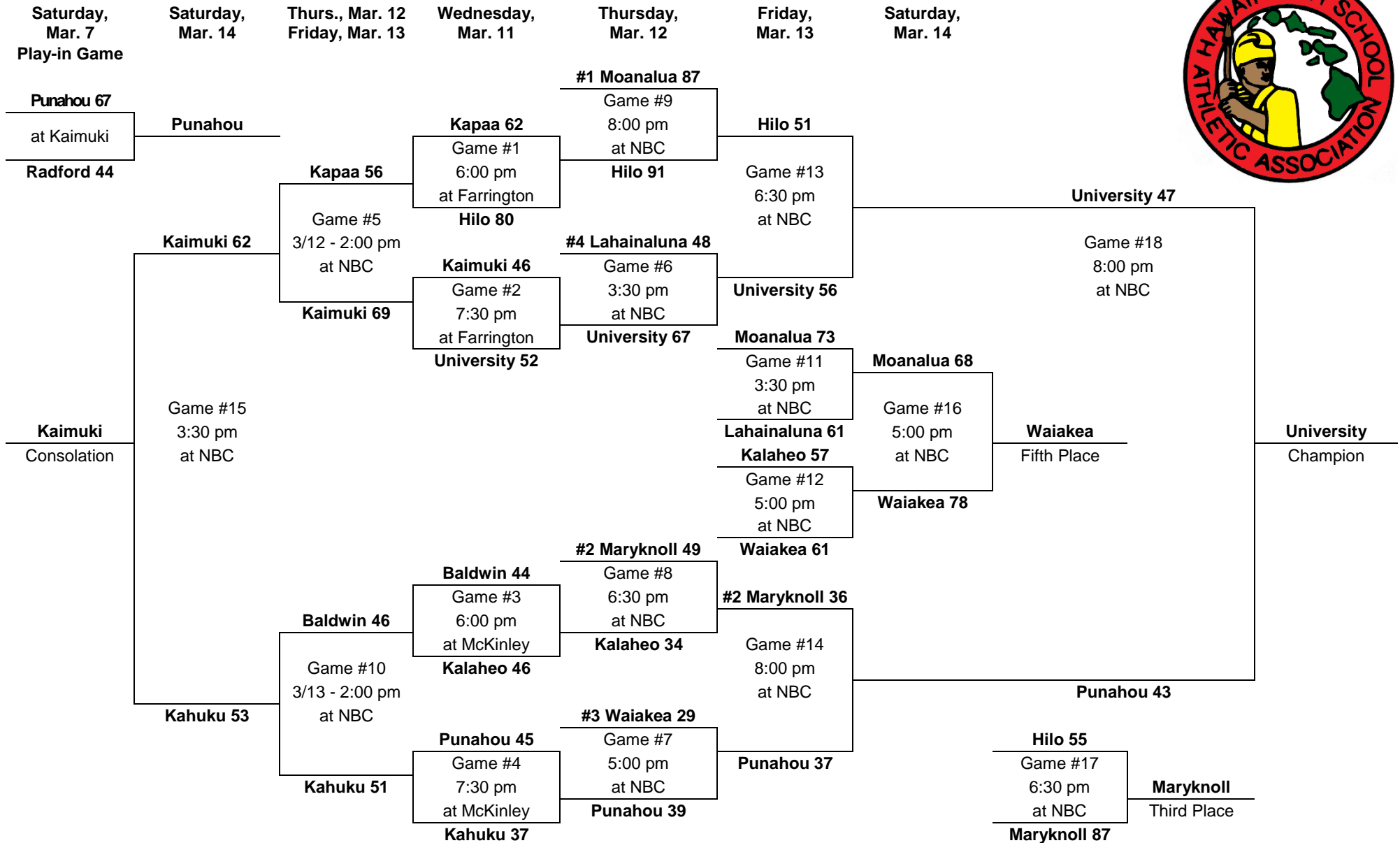
1988

– Boys Basketball - Division AA: 12-team tournament (McCabe gym, Farrington gym, Neal S. Blaisdell Arena)



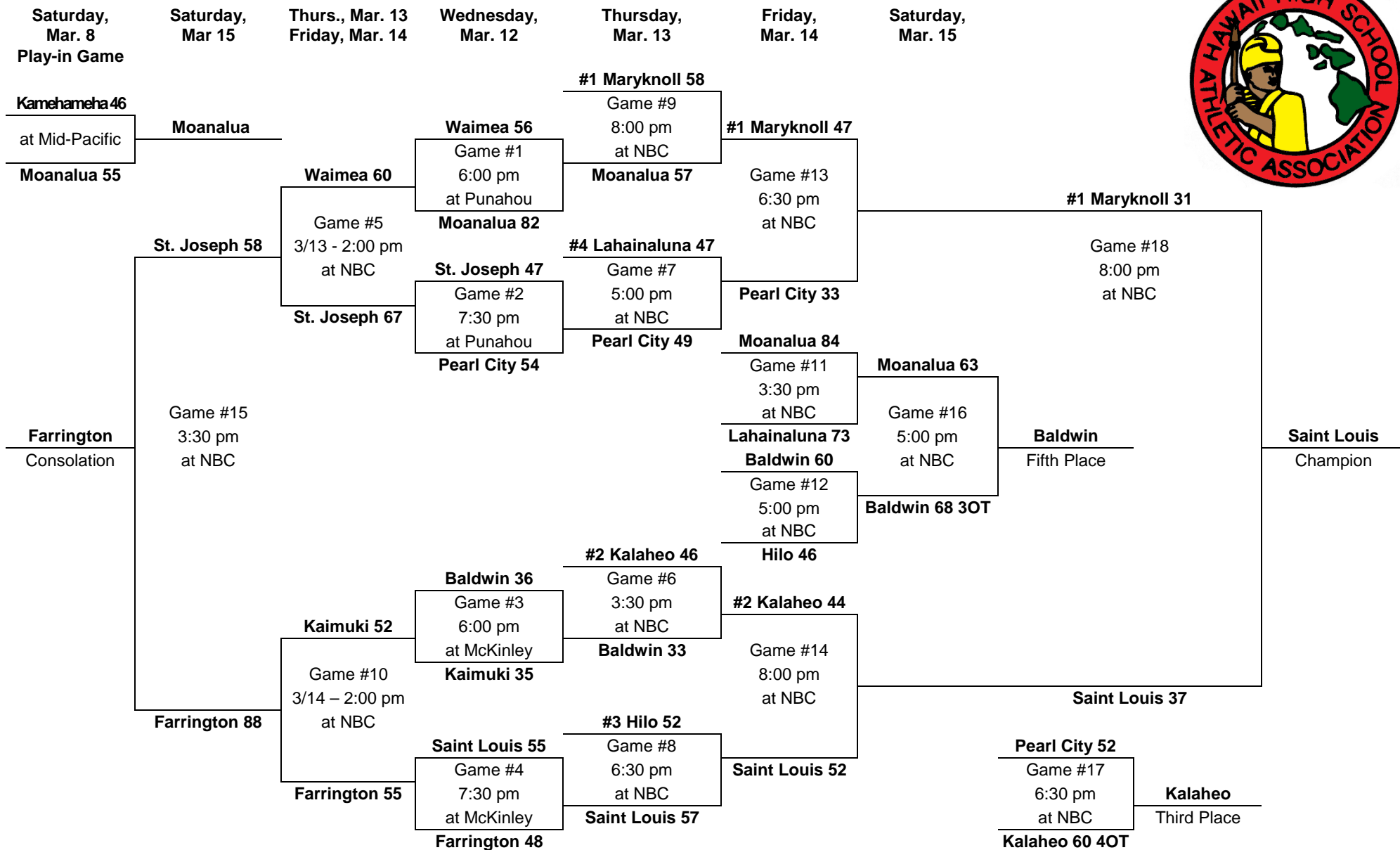
PARTICIPATING TEAMS					Leading scorer:
OIA (4) 1. Leilehua 2. Kalaheo 3. Farrington 4. Kahuku	ILH (3) 1. University 2. Maryknoll 3. Kamehameha	BIIF (2) 1. Honokaa 2. Hilo	MIL (2) 1. Molokai 2. Baldwin	KIF (1) 1. Kapaa	(3 games) Jarrin Akana, Molokai (22 FG, 8 3-FG, 27-31 FT, 79 pts, 26.3 ppg) (4 games) Tavesi Augafa, Farrington (27 FG, 1 3-FG, 16-21 FT, 71 pts, 17.3 ppg) (5 games) Lenny Kai, Kamehameha (23 FG, 13 3-FG, 10-13 FT, 69 pts, 13.8 ppg)
Play-in: Radford (OIA5) vs. Kamehameha (ILH3)					Note: First year of the 3-pt FG

1987 – Boys Basketball - Division AA: 12-team tournament (McKinley gym, Farrington gym, Neal S. Blaisdell Arena)



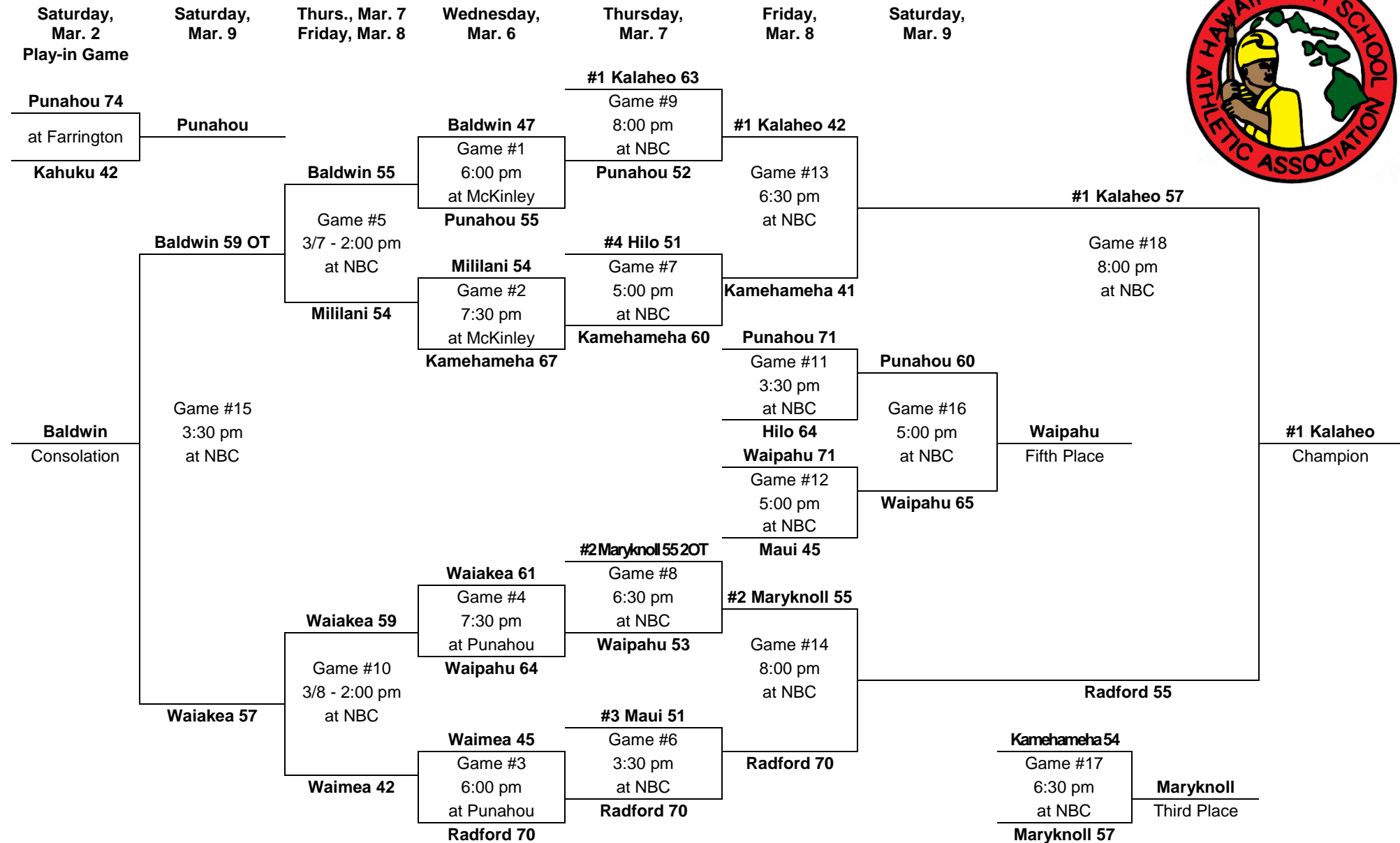
PARTICIPATING TEAMS					Leading scorers:
OIA (4) 1. Moanalua 2. Kahuku 3. Kalaheo 4. Kaimuki	ILH (3) 1. Maryknoll 2. University 3. Punahou	BIIF (2) 1. Waiakea 2. Hilo	MIL (2) 1. Lahainaluna 2. Baldwin	KIF (1) 1. Kapaa	(3 games) Jimmy Lactaoen, Maryknoll (20 FG, 11-19 FT, 51 pts, 17.0 ppg) Mike DePonte, Moanalua (22 FG, 7-9 FT, 51 pts, 17.0 ppg) (4 games) Bruce Ferreira, Hilo (30 FG, 29-34 FT, 89 pts, 22.2 ppg)
Play-in: Radford (OIA5) vs. Punahou (ILH3)					Note: First play-in team (Punahou) reached the finals.

1986 – Boys Basketball - Division AA: 12-team tournament (McKinley gym, Punahou gym, Neal S. Blaisdell Arena)



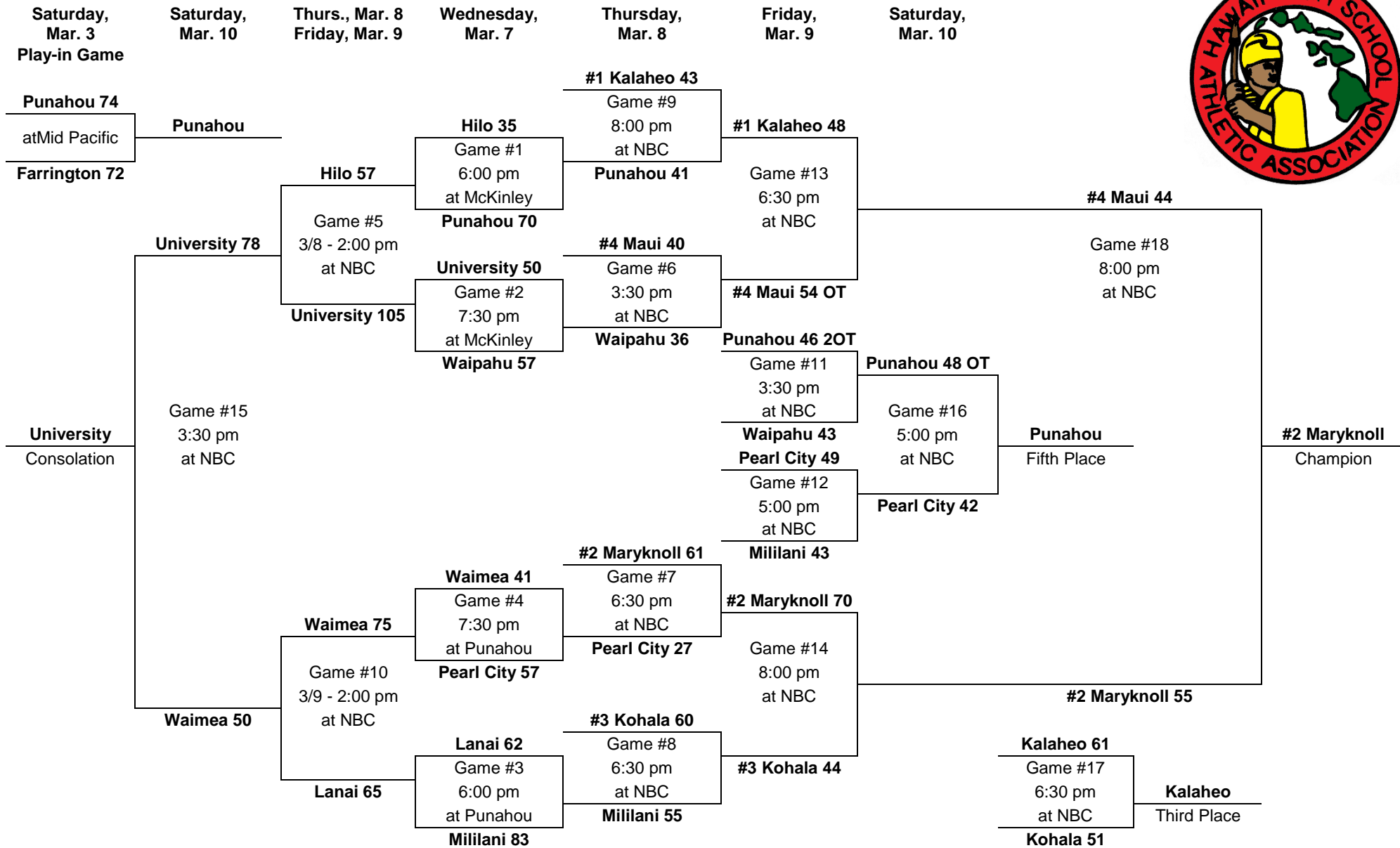

PARTICIPATING TEAMS					Leading scorer: (3 games) Jeff Liborio, St. Joseph (20 FG, 8-10 FT, 48 pts (16.0 ppg)) (4 games) David Cooper, Saint Louis (18 FG, 16-26 FT, 52 pts, 13.0 ppg)
OIA (5) 1. Kalaheo 2. Pearl City 3. Kaimuki 4. Farrington 5. Moanalua	ILH (2) 1. Maryknoll 2. Saint Louis	BIIF (2) 1. Hilo 2. St. Joseph	MIL (2) 1. Lahainaluna 2. Baldwin	KIF (1) 1. Waimea	
Play-in: Moanalua (OIA5) vs. Kamehameha (ILH3)					

1985 – Boys Basketball - Division AA: 12-team tournament (McKinley gym, Punahou gym, Neal S. Blaisdell Arena)



PARTICIPATING TEAMS					Leading scorers: (3 games) Duane Bradley, Kalaheo (23 FG, 17-21 FT, 63 pts, 21.5 ppg) (4 games) Dino Viena, Waipahu (22 FG, 25-40 FT, 69 pts, 17.3 ppg)
OIA (4) 1. Kalaheo 2. Radford 3. Waipahu 4. Mililani	ILH (3) 1. Maryknoll 2. Kamehameha 3. Punahou	BIIF (2) 1. Hilo 2. Waiakea	MIL (2) 1. Maui 2. Baldwin	KIF (1) 1. Waimea	
Play-in: Kahuku (OIA5) vs. Punahou (ILH3)					

1984 – Boys Basketball - Division AA: 12-team tournament (McKinley gym, Punahou gym, Neal S. Blaisdell Arena)



PARTICIPATING TEAMS					Leading scorers:
OIA (4) 1. Kalaheo 2. Mililani 3. Waipahu 4. Pearl City	ILH (3) 1. Maryknoll 2. University 3. Punahou	BIIF (2) 1. Hilo 2. Waiakea	MIL (2) 1. Maui 2. Lanai	KIF (1) 1. Waimea	(3 games) Darin Awong, University (52 pts, 17.3 ppg) (4 games) Chris Bisho, Punahou (62 pts, 15.5 ppg) David Hallums, Pearl City (60 pts, 15.0 ppg)
Play-in: Farrington (OIA5) vs. Punahou (ILH3)					Note: First time a team to play 5 state tournament games (Punahou – 4 wins, 1 loss)

1983 – Boys Basketball - Division AA: 12-team tournament (Neal S. Blaisdell Arena, Honolulu)

Saturday,
Mar. 12

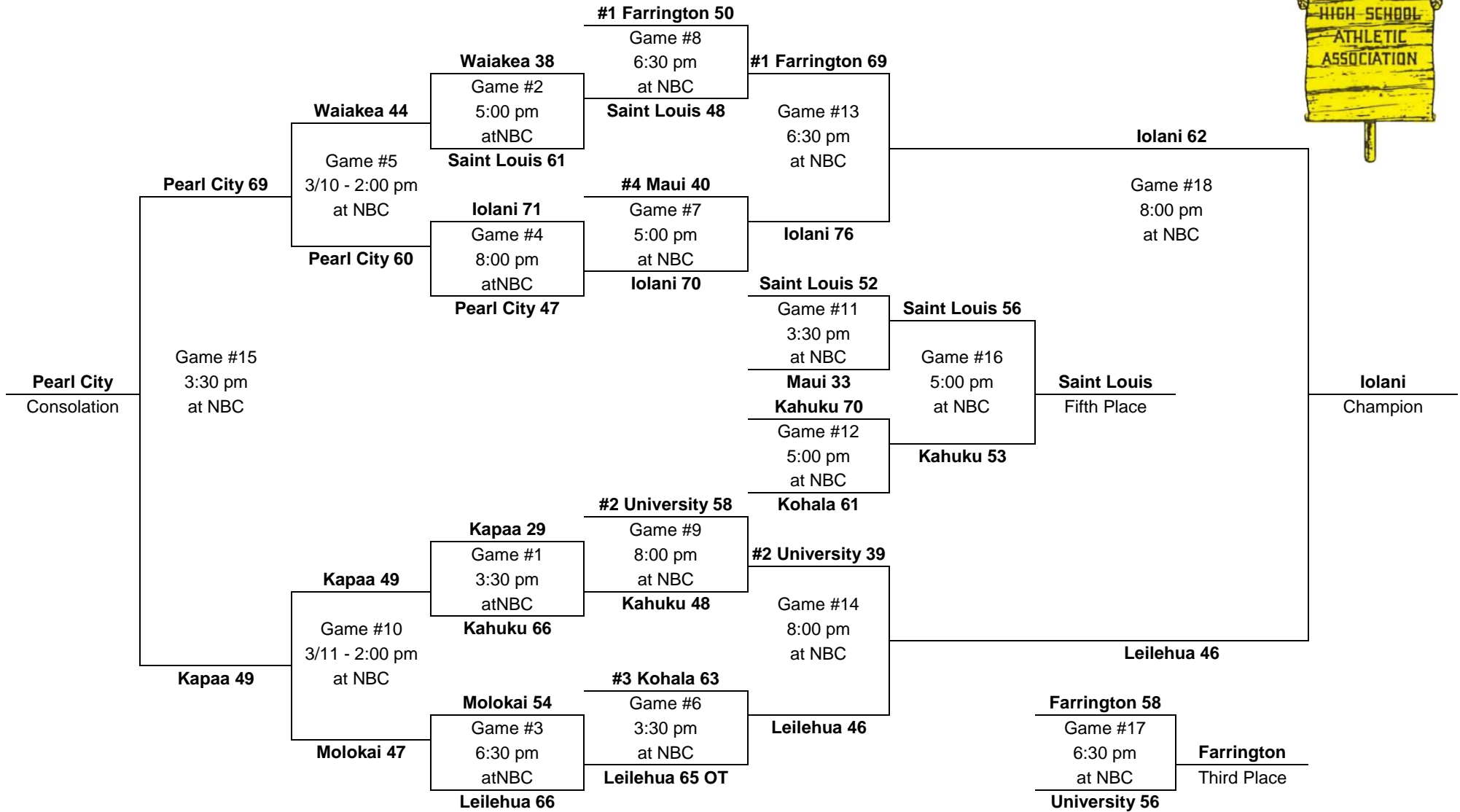
Friday, Mar. 11
Thurs., Mar. 10

Wednesday,
Mar. 9

Thursday,
Mar. 10

Friday,
Mar. 11

Saturday,
Mar. 12



PARTICIPATING TEAMS					Leading scorer:
OIA (4) 1. Farrington 2. Leilehua 3. Kahuku 4. Pearl City	ILH (3) 1. University 2. Iolani 3. Saint Louis	BIIF (2) 1. Kohala 2. Waiakea	MIL (2) 1. Maui 2. Molokai	KIF (1) 1. Kapaa	(4 games) Todd Smith, Leilehua (31 FG, 18-24 FT, 80 pts, 20.0 ppG)
					Note: First time two unseeded teams met in the finals. First time a team (Iolani) to win 4 games for the title.

1982 – Boys Basketball - Division "AA": 8-team tournament (Neal S. Blaisdell Arena, Honolulu)



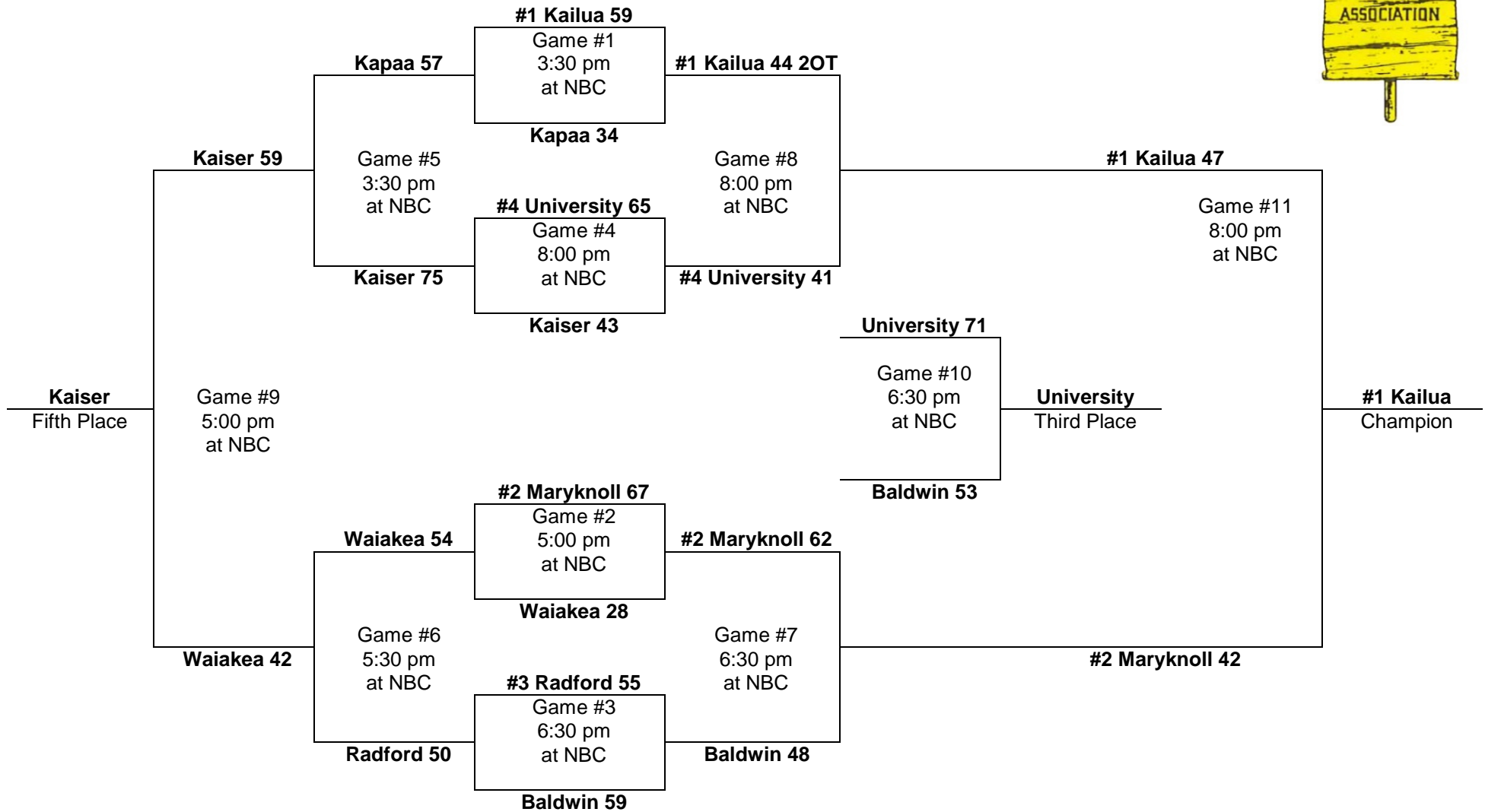
**Saturday
March 13**

**Friday
March 12**

**Thursday
March 11**

**Friday
March 12**

**Saturday
March 13**



PARTICIPATING TEAMS

OIA (3) 1. Kailua 2. Radford 3. Kaiser	ILH (2) 1. Maryknoll 2. University	BIIF (1) 1. Waiakea	MIL (1) 1. Baldwin	KIF (1) 1. Kapaa
--	---	-------------------------------	------------------------------	----------------------------

Leading scorer:
Eddie Smith, University
(22 FG, 0-6 FT, 44 pts, 14.7 ppg)

1981 – Boys Basketball - Division "AA": 8-team tournament (Neal S. Blaisdell Arena, Honolulu)



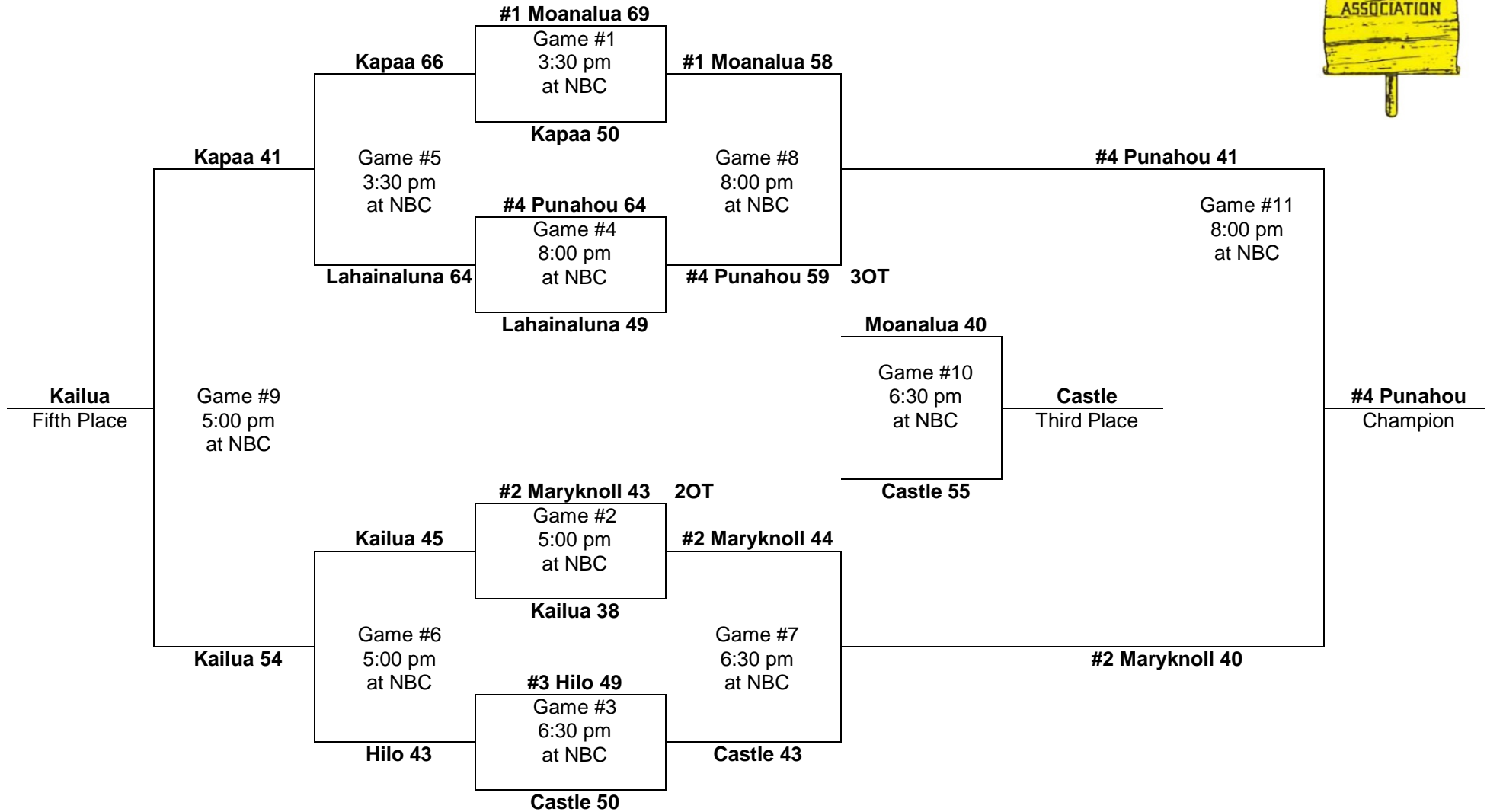
**Saturday
March 14**

**Friday
March 13**

**Thursday
March 12**

**Friday
March 13**

**Saturday
March 14**



PARTICIPATING TEAMS

OIA (3) 1. Moanalua 2. Castle 3. Kailua	ILH (2) 1. Maryknoll 2. Punahou	BIIF (1) 1. Hilo	MIL (1) 1. Lanai	KIF (1) 1. Kapaa
---	--	----------------------------	----------------------------	----------------------------

Leading scorer:
Sam Johnson, Moanalua
(34 FG, 23-40 FT, 91 pts, 30.3 ppg)

1980 – Boys Basketball - Division "AA": 8-team tournament (Neal S. Blaisdell Arena, Honolulu)



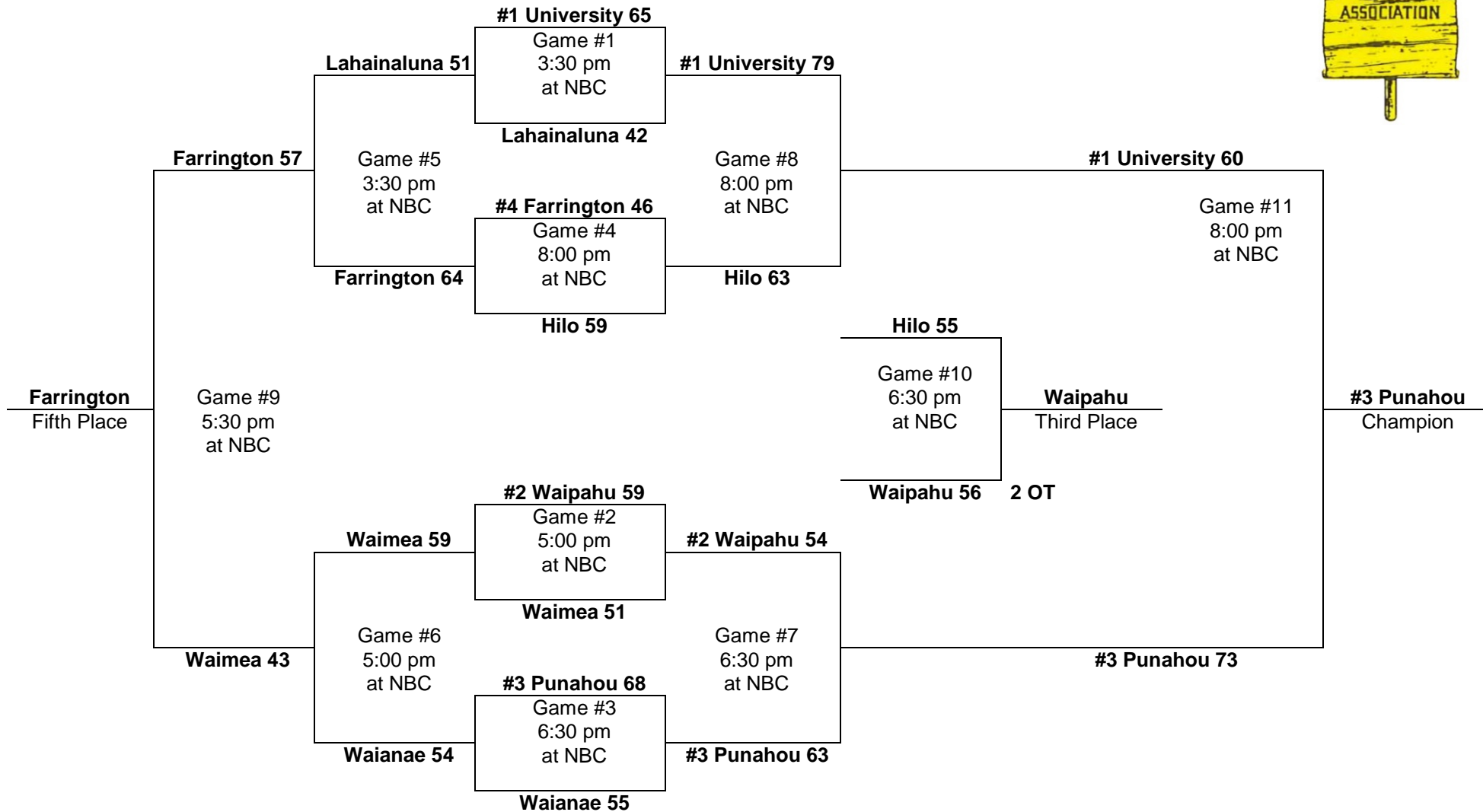
Saturday
March 8

Friday
March 7

Thursday
March 6

Friday
March 7

Saturday
March 8



PARTICIPATING TEAMS					Leading scorer:
OIA (3) 1. Waipahu 2. Farrington 3. Waianae	ILH (2) 1. University 2. Punahou	BIIF (1) 1. Hilo	MIL (1) 1. Lahainaluna	KIF (1) 1. Waimea	Leroy Lutu, University (19 FG, 33-41 FT, 69 pts, 23.0 ppg)

1979 – Boys Basketball - Division "AA": 8-team tournament (Honolulu International Center)



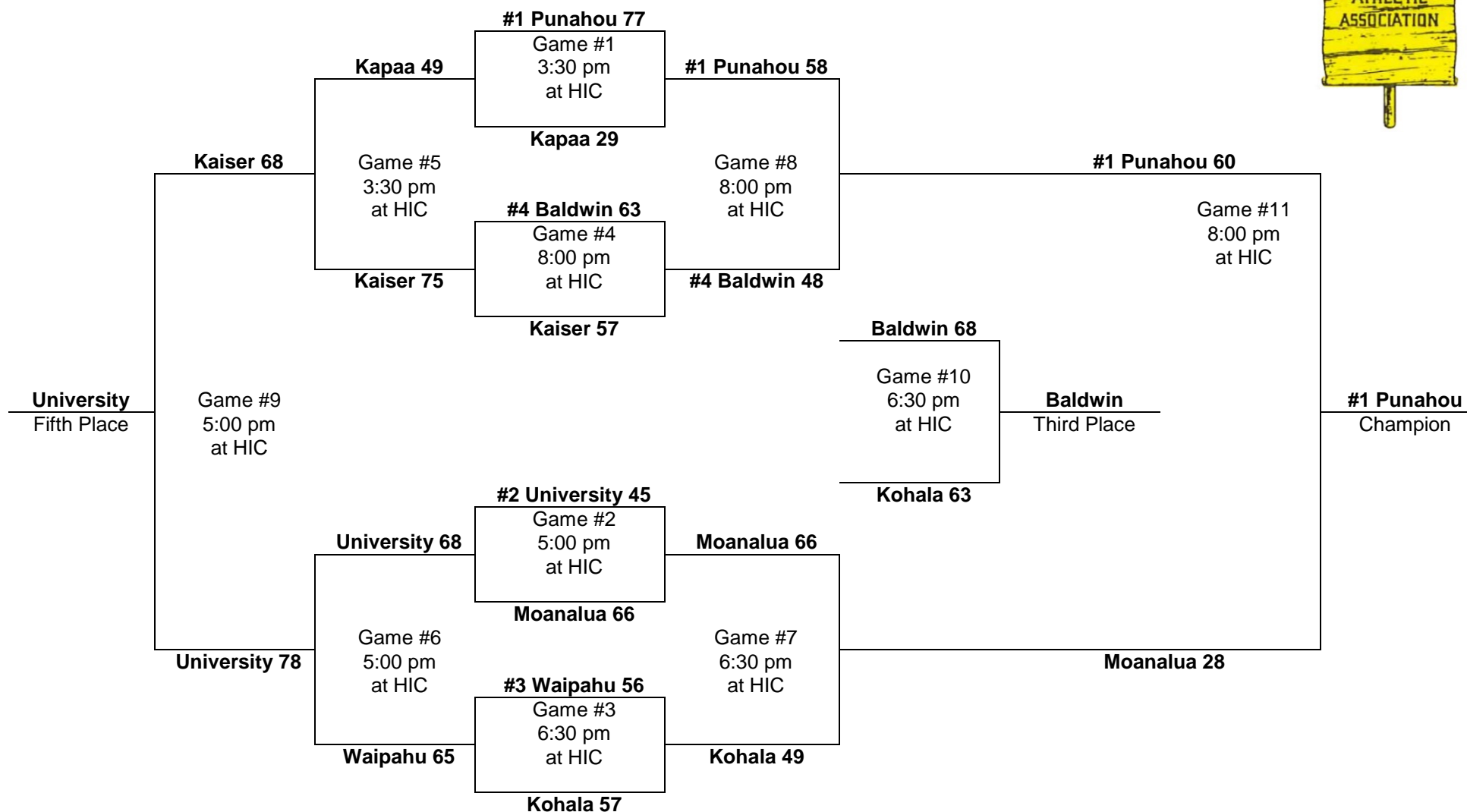
**Saturday
March 10**

**Friday
March 9**

**Thursday
March 8**

**Friday
March 9**

**Saturday
March 10**



PARTICIPATING TEAMS					Leading scorers:
OIA (3) 1. Waipahu 2. Kaiser 3. Moanalua	ILH (2) 1. Punahou 2. University	BIIF (1) 1. Kohala	MIL (1) 1. Baldwin	KIF (1) 1. Kapaa	Leroy Lutu, University (29 FG, 12-20 FT, 70 pts, 23.3 ppg) Kawika Akana, Baldwin (29 FG, 11-16 FT, 69 pts, 23.0 ppg)
					Note: Moanalua is the 3 rd unseeded to reach the final. Moanalua-Kohala first unseeded semifinal.

1978 – Boys Basketball - Division "AA": 8-team tournament (Honolulu International Center)



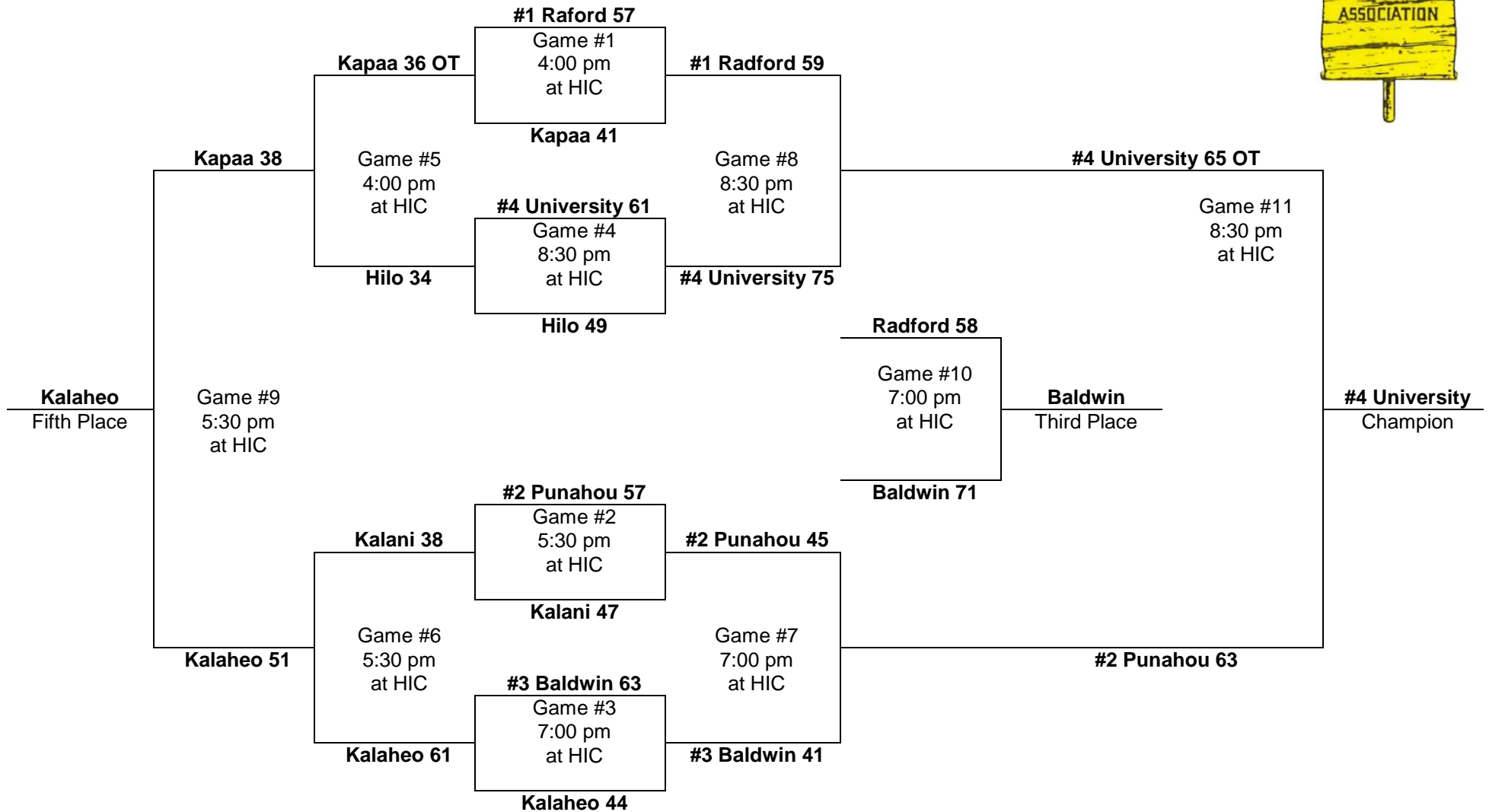
Saturday
March 11

Friday
March 10

Thursday
March 9

Friday
March 10

Saturday
March 11



PARTICIPATING TEAMS

OIA (3) 1. Radford 2. Kalaheo 3. Kalani	ILH (2) 1. Punahou 2. University	BIIF (1) 1. Hilo	MIL (1) 1. Baldwin	KIF (1) 1. Kapaa
---	---	----------------------------	------------------------------	----------------------------

Leading scorer:
Edgar Tesoro, Baldwin
(22 FG, 9-13 FT, 53 pts, 17.6 ppg)
Note: Third time a #4 seed to win the title.

1977 – Boys Basketball - Division "AA": 8-team tournament (Honolulu International Center)



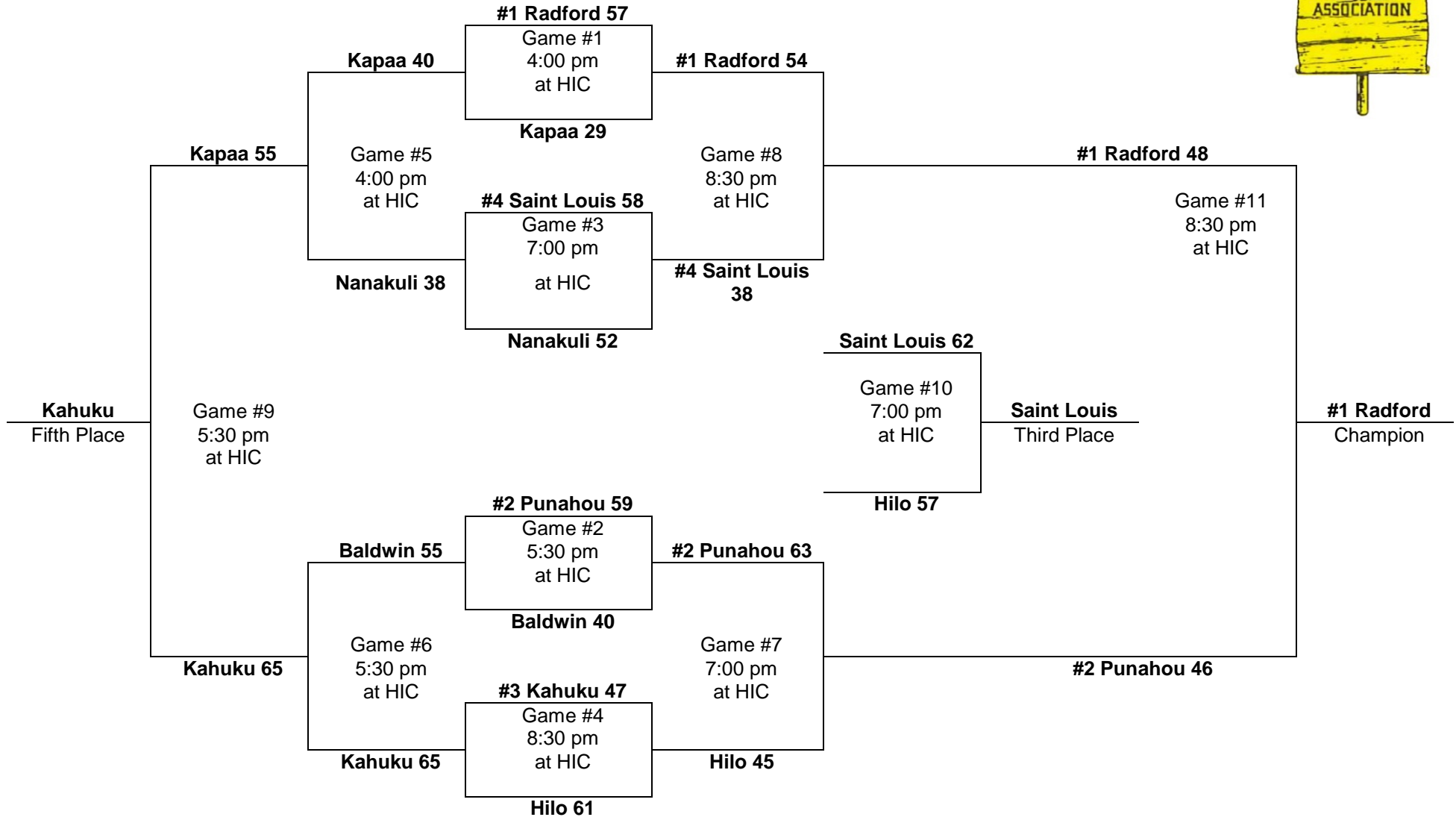
Saturday
March 12

Friday
March 11

Thursday
March 10

Friday
March 11

Saturday
March 12



PARTICIPATING TEAMS

OIA (3) 1. Radford 2. Kahuku 3. Nanakuli	ILH (2) 1. Punahou 2. Saint Louis	BIIF (1) 1. Hilo	MIL (1) 1. Baldwin	KIF (1) 1. Kapaa
--	--	----------------------------	------------------------------	----------------------------

Leading scorer:
Anthony Pickard, Kahuku
(15 FG, 22-26 FT, 52 pts, 17.3 ppg)

1976 – Boys Basketball - Division "AA": 8-team tournament (Honolulu International Center)



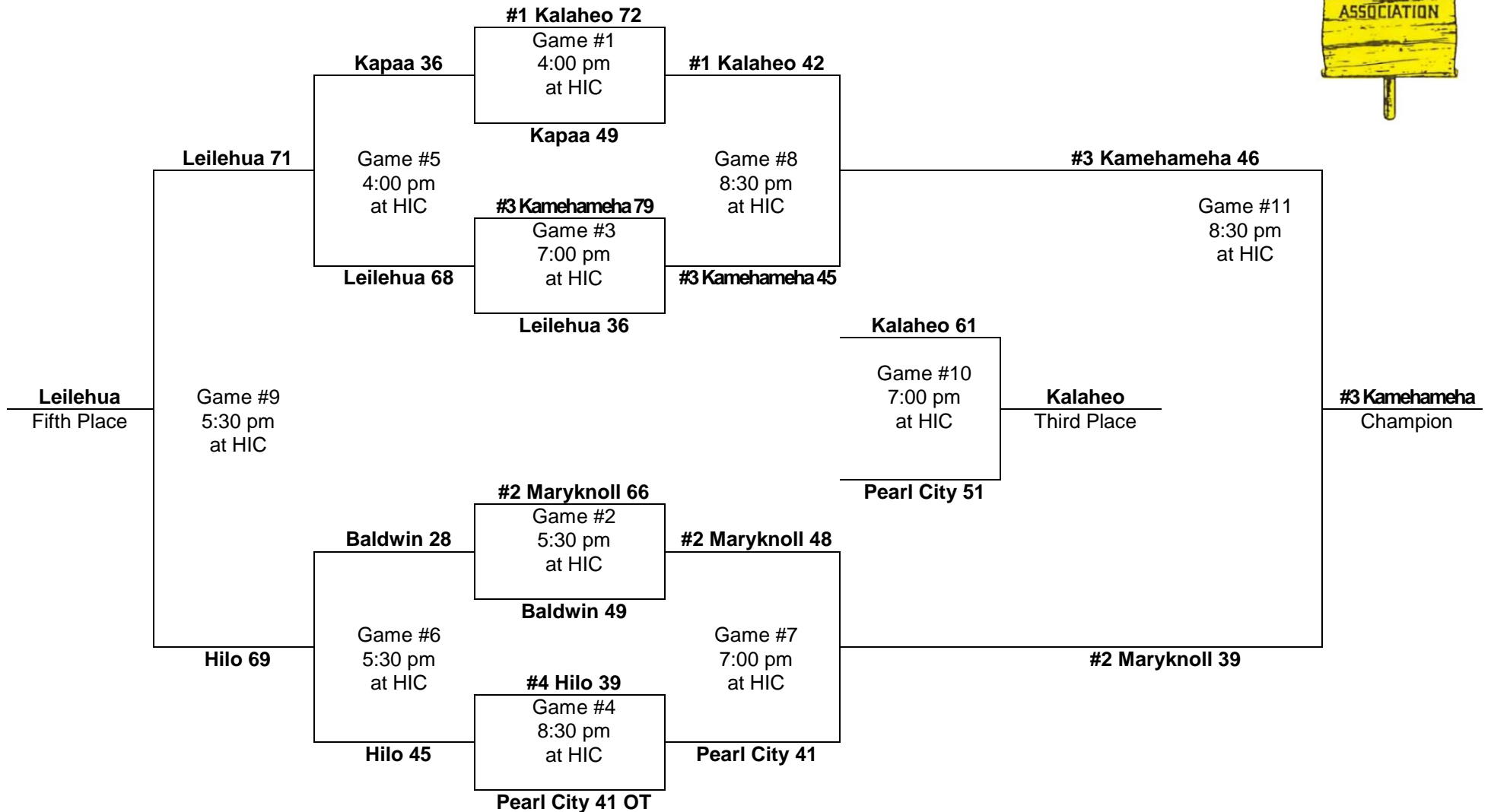
**Saturday
March 13**

**Friday
March 12**

**Thursday
March 11**

**Friday
March 12**

**Saturday
March 13**



PARTICIPATING TEAMS					Leading scorer:
OIA (3) 1. Kalaheo 2. Pearl City 3. Leilehua	ILH (2) 1. Maryknoll 2. Kamehameha	BIIF (1) 1. Hilo	MIL (1) 1. Baldwin	KIF (1) 1. Kapaa	Robin Moss, Kalaheo (23 FG, 13-14 FT, 59 pts, 19.7 ppg)

1975 – Boys Basketball - Division "AA": 8-team tournament (Honolulu International Center)



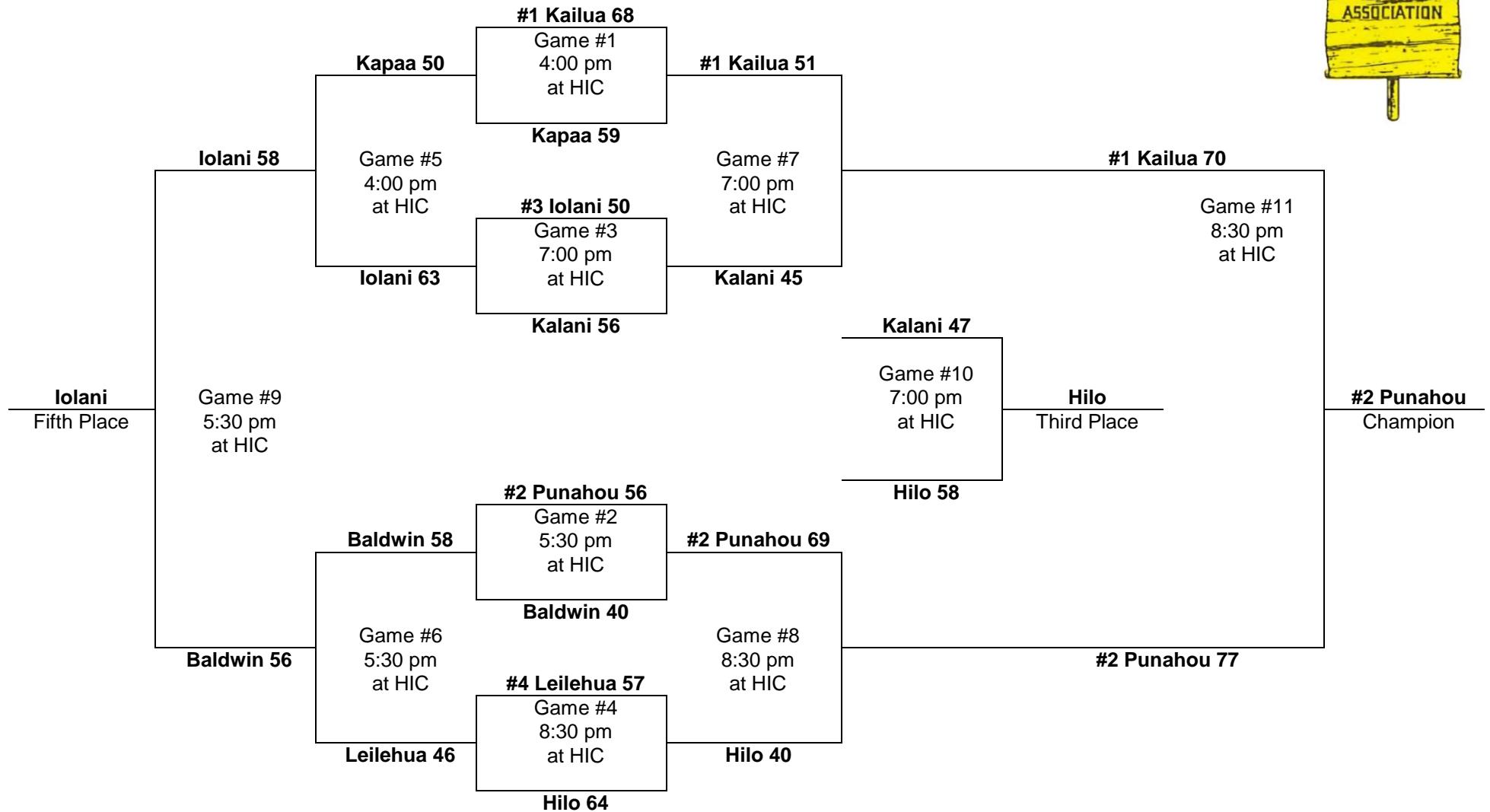
**Saturday
March 8**

**Friday
March 7**

**Thursday
March 6**

**Friday
March 7**

**Saturday
March 8**



PARTICIPATING TEAMS					Leading scorers:
OIA (3) 1. Kailua 2. Leilehua 3. Kalani	ILH (2) 1. Punahou 2. Iolani	BIIF (1) 1. Hilo	MIL (1) 1. Baldwin	KIF (1) 1. Kapaa	la Saipaia, Punahou (24 FG, 17-19 FT, 65 pts, 21.7 ppg) Jerry Scanlan, Iolani (28 FG, 6-17 FT, 62 pts, 20.7 ppg)

1974 – Boys Basketball - Division "AA": 8-team tournament (Honolulu International Center)



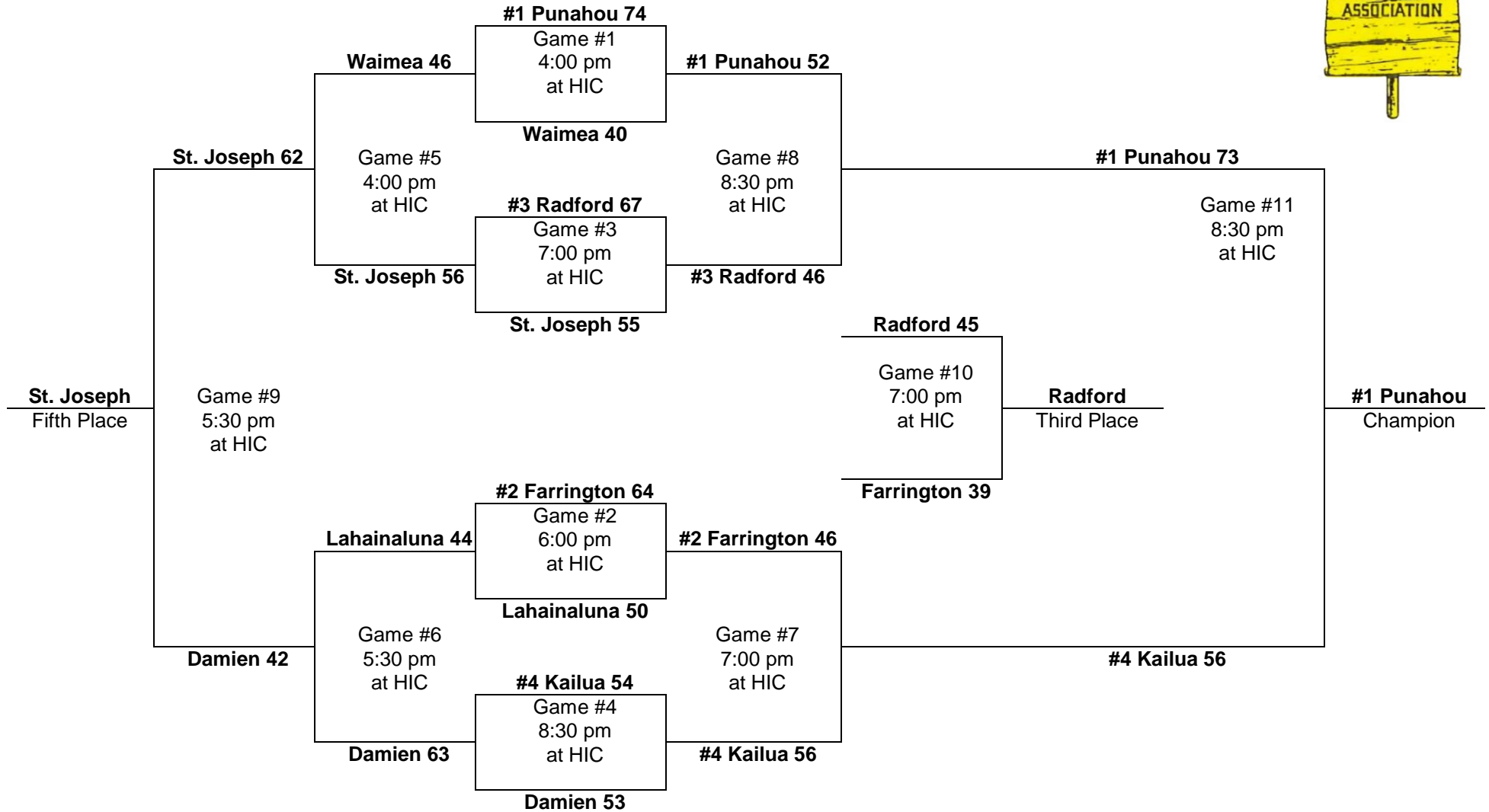
Saturday
March 9

Friday
March 8

Thursday
March 7

Friday
March 8

Saturday
March 9



PARTICIPATING TEAMS					Leading scorer:
OIA (3) 1. Farrington 2. Radford 3. Kailua	ILH (2) 1. Punahou 2. Damien	BIIF (1) 1. St. Joseph	MIL (1) 1. Lahainaluna	KIF (1) 1. Waimea	Pat McGinn, Damien (54 pts, 18.0 ppg)

1973 – Boys Basketball - Division "AA": 8-team tournament (Honolulu International Center)



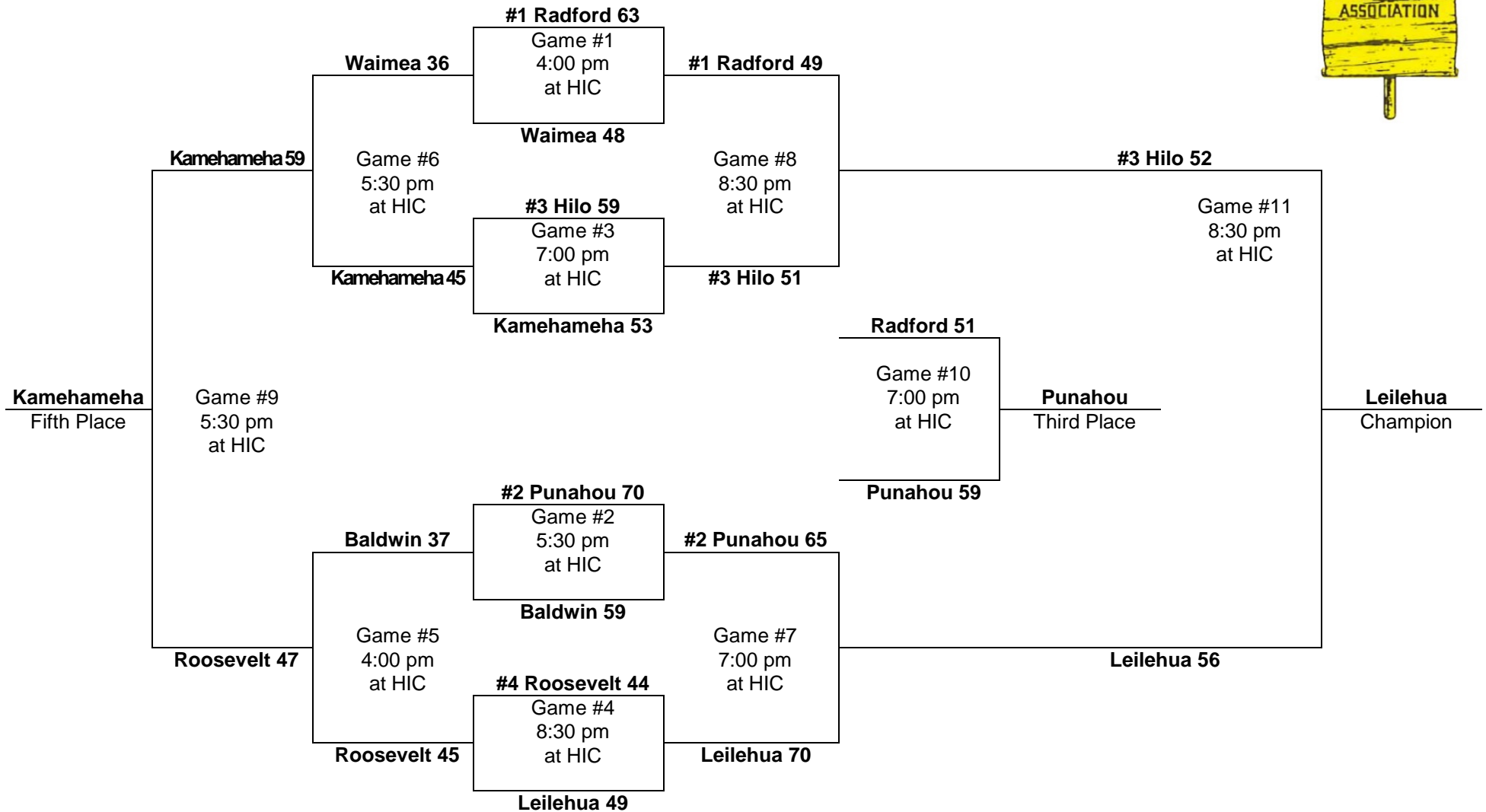
Saturday
March 10

Friday
March 9

Thursday
March 8

Friday
March 9

Saturday
March 10



PARTICIPATING TEAMS

OIA (3) 1. Radford 2. Roosevelt 3. Leilehua	ILH (2) 1. Punahou 2. Kamehameha	BIIF (1) 1. Hilo	MIL (1) 1. Baldwin	KIF (1) 1. Waimea
---	---	----------------------------	------------------------------	-----------------------------

Leading scorer:

Rick Wagner, Leilehua
(22 FG, 24 FT, 68 pts, 22.7 ppg)

Notes: Leilehua (OIA3) lowest seed to win state tournament. Second unseeded team to reach final. First non-seeded team to win state title.

1972 – Boys Basketball - Division "AA": 8-team tournament (Honolulu International Center)



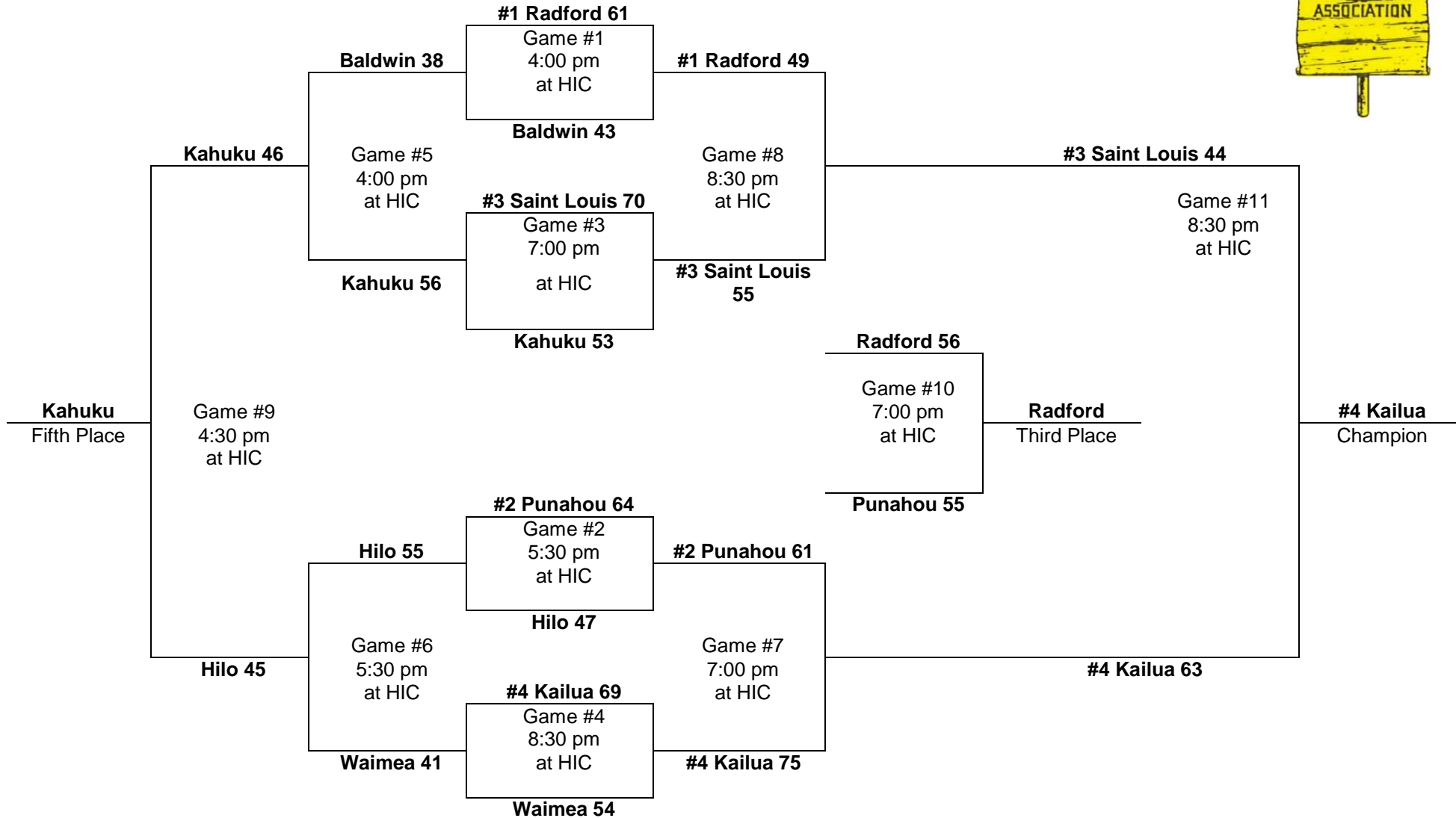
**Saturday
March 4**

**Friday
March 3**

**Thursday
March 2**

**Friday
March 3**

**Saturday
March 4**



PARTICIPATING TEAMS

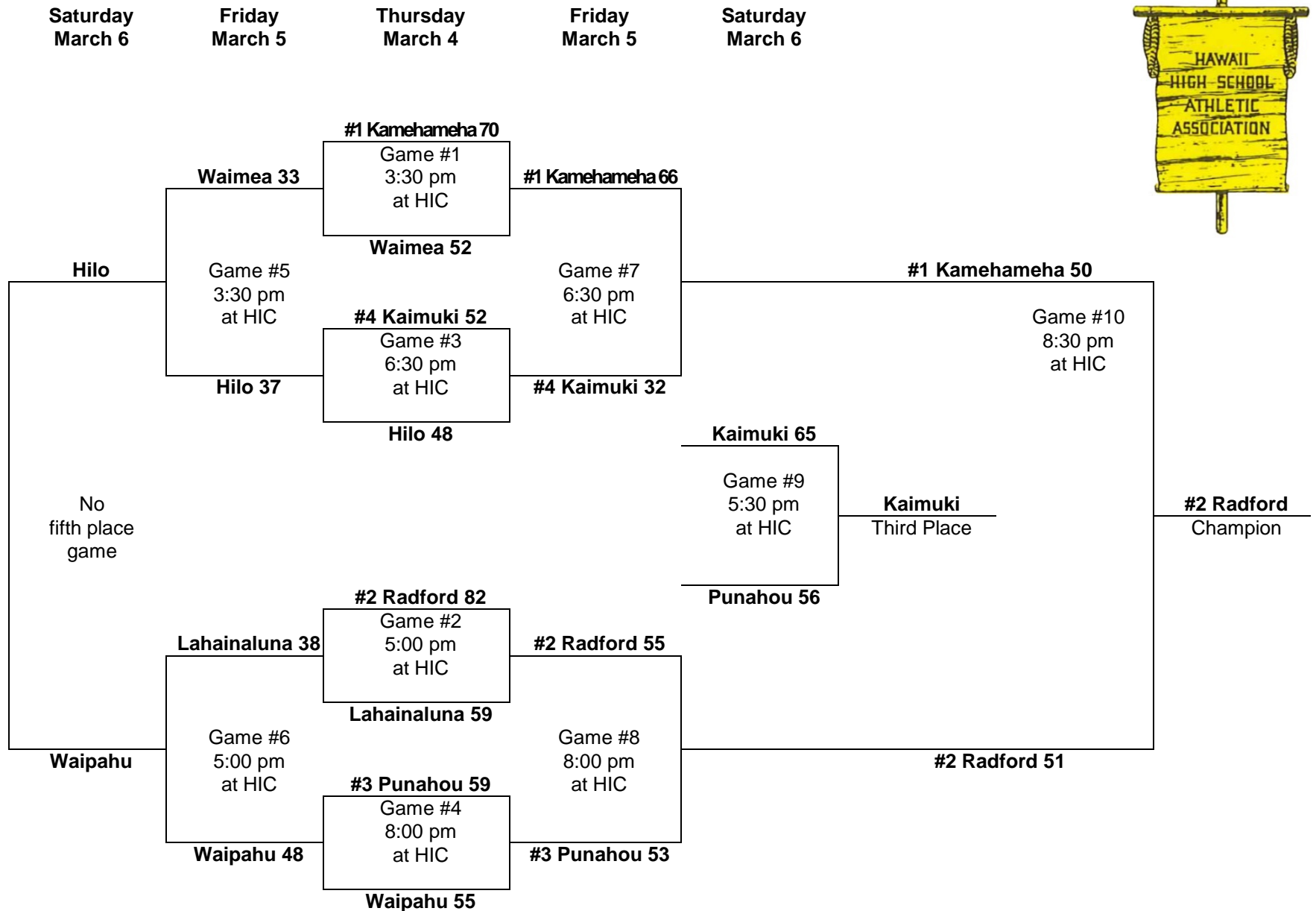
OIA (3) 1. Radford 2. Kailua 3. Kahuku	ILH (2) 1. Punahou 2. Saint Louis	BIIF (1) 1. Hilo	MIL (1) 1. Baldwin	KIF (1) 1. Waimea
--	--	----------------------------	------------------------------	-----------------------------

Leading scorer:

Pete Smith, Kailua
(23 FG, 18 FT, 64 pts, 21.3 ppg)

Note: Second time #4 seed to win title.

1971 – Boys Basketball - Division "AA": 8-team tournament (Honolulu International Center)



PARTICIPATING TEAMS					Leading scorer:
OIA (3) 1. Radford 2. Kaimuki 3. Waipahu	ILH (2) 1. Kamehameha 2. Punahou	BIIF (1) 1. Hilo	MIL (1) 1. Lahainaluna	KIF (1) 1. Waimea	Randy Borden, Kaimuki (26 FG, 3 FT, 55 pts, 18.3 ppg) Note: No Fifth Place championship. Division A 3 rd place (4:00 p.m.), championship (7 p.m.)

1970 – Boys Basketball - Division "AA": 8-team tournament (Honolulu International Center)



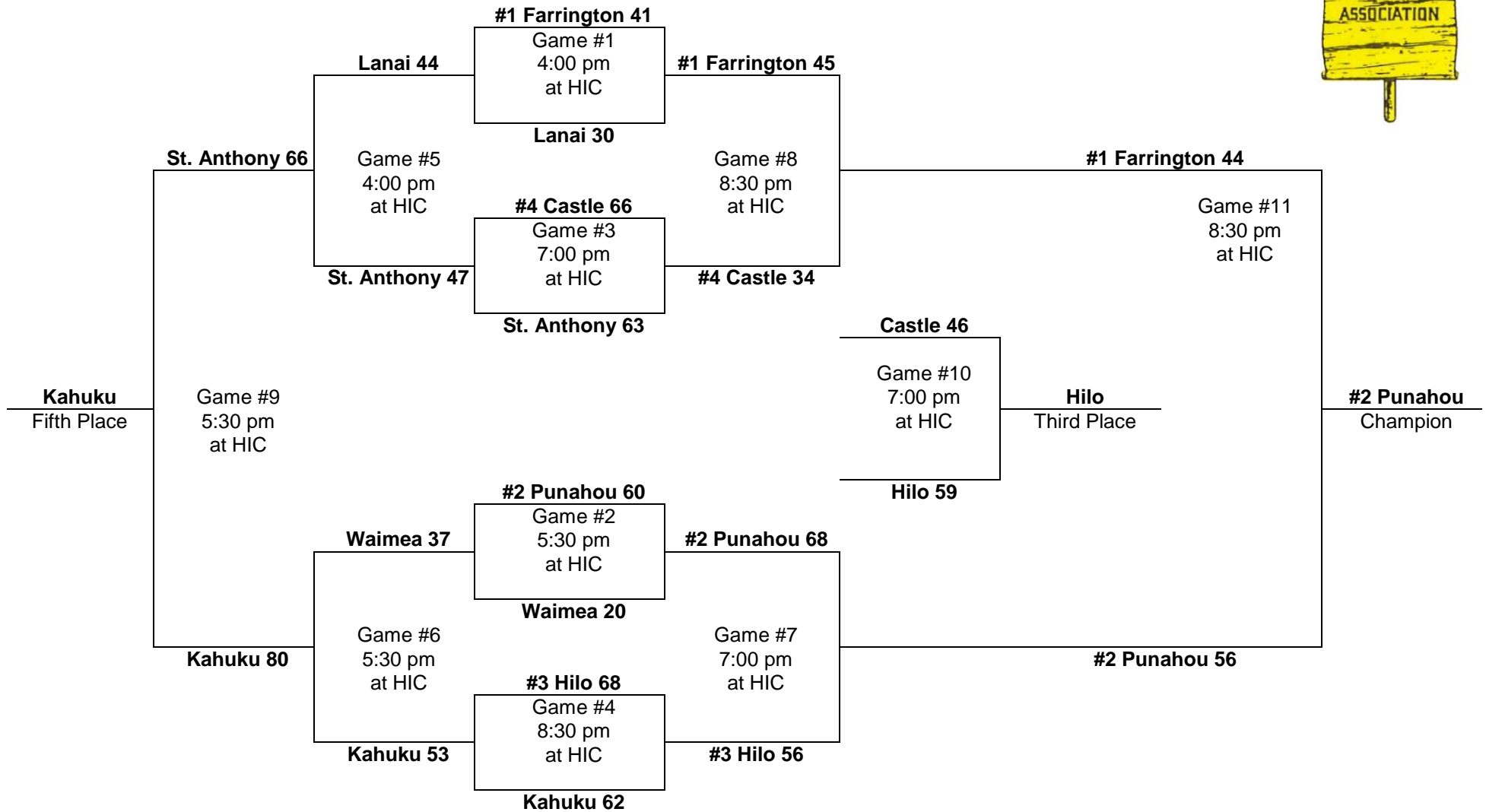
Saturday
March 7

Friday
March 6

Thursday
March 5

Friday
March 6

Saturday
March 7



PARTICIPATING TEAMS

OIA (2) 1. Castle 2. Kahuku	ILH (2) 1. Farrington 2. Punahou	BIIF (1) 1. Hilo	MIL (1) 1. St. Anthony	MLIL (1) 1. Lanai	KIF (1) 1. Waimea
--	---	----------------------------	----------------------------------	-----------------------------	-----------------------------

Leading scorer:
Wayde Lindsay, Kahuku
(52 pts, 17.3 ppg)
Note: Division A tournament begins (1970-82).

1969 – Boys Basketball - Division "A": 8-team tournament (Hilo Civic Auditorium)



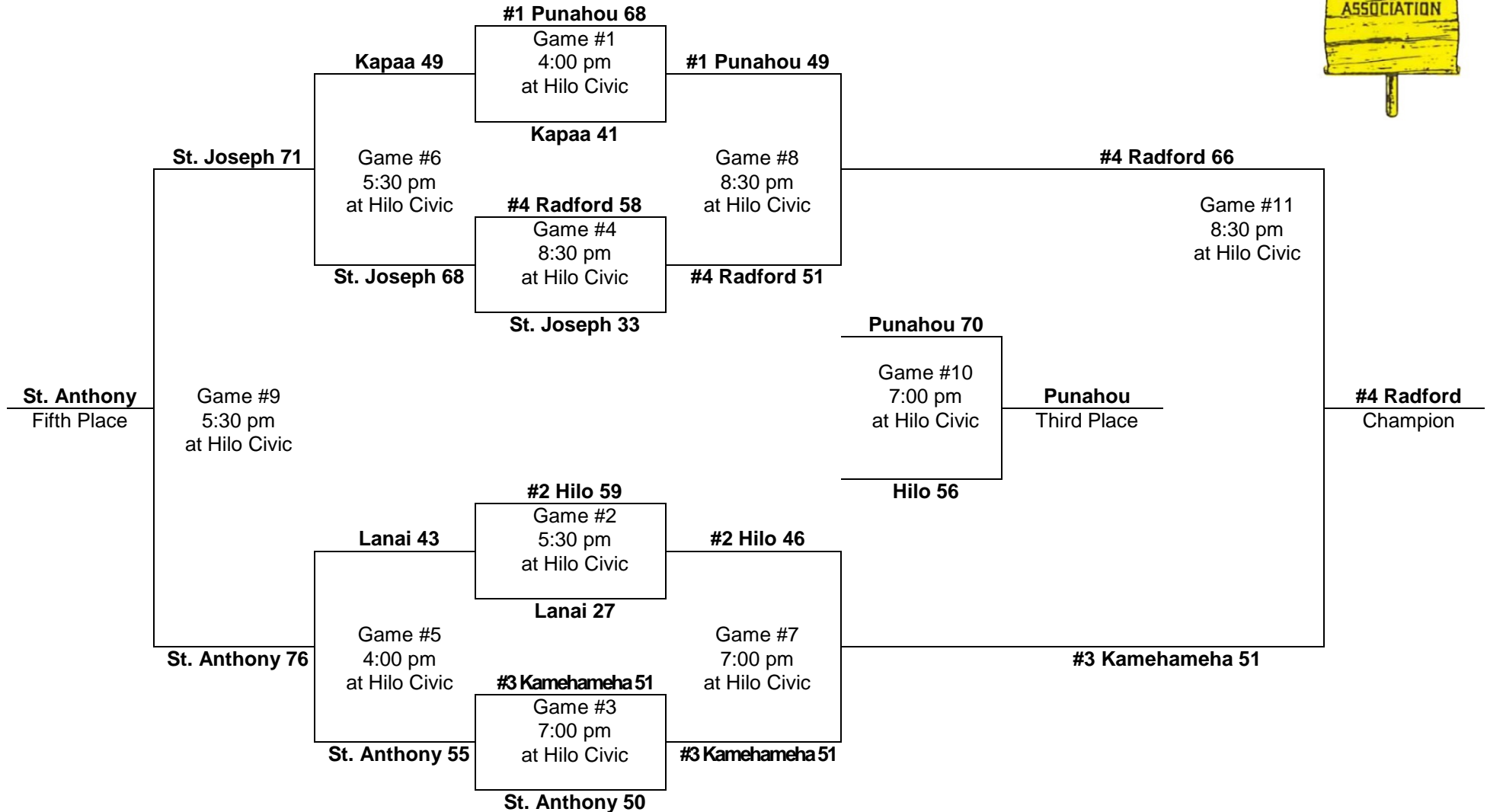
**Saturday
March 8**

**Friday
March 7**

**Thursday
March 6**

**Friday
March 7**

**Saturday
March 8**



PARTICIPATING TEAMS

ROIA (1) 1. Radford	ILH (2) 1. Punahou 2. Kamehameha	BIIF (1) 1. Hilo 2. St. Joseph	MIL (1) 1. St. Anthony	MLIL (1) 1. Lanai	KIF (1) 1. Kapaa
-------------------------------	---	---	----------------------------------	-----------------------------	----------------------------

Leading scorer:
Joe Estrella, St. Joseph
(19 FG, 28 FT, 66 pts, 22.0 ppg)
Notes: First time a top seed not in the final. First #4 seed to win title.

1968 – Boys Basketball - Division "A": 8-team tournament (Honolulu International Center)



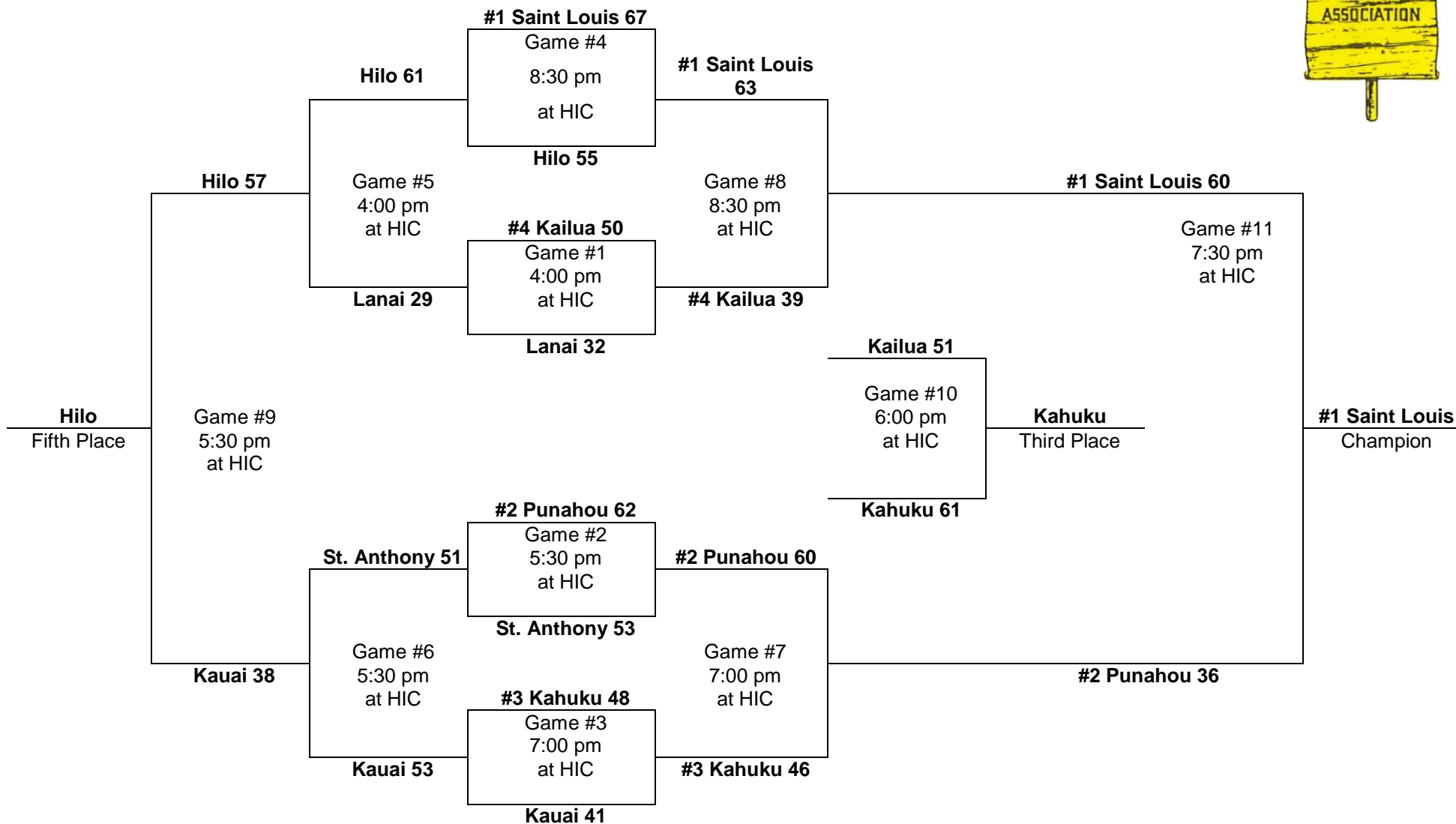
Saturday
March 9

Friday
March 8

Thursday
March 7

Friday
March 8

Saturday
March 9



PARTICIPATING TEAMS

ROIA (2) 1. Kahuku 2. Kailua	ILH (2) 1. Saint Louis 2. Punahou	BIIF (1) 1. Hilo	MIL (1) 1. St. Anthony	MLIL (1) 1. Lanai	KIF (1) 1. Kauai	Leading scorer: Tim DeSilva, Hilo (24 FG, 12-15 FT, 60 pts, 20.0 ppg)
---	--	----------------------------	----------------------------------	-----------------------------	----------------------------	--

1967 – Boys Basketball - Division "A": 8-team tournament (War Memorial Center, Kahului, Maui)



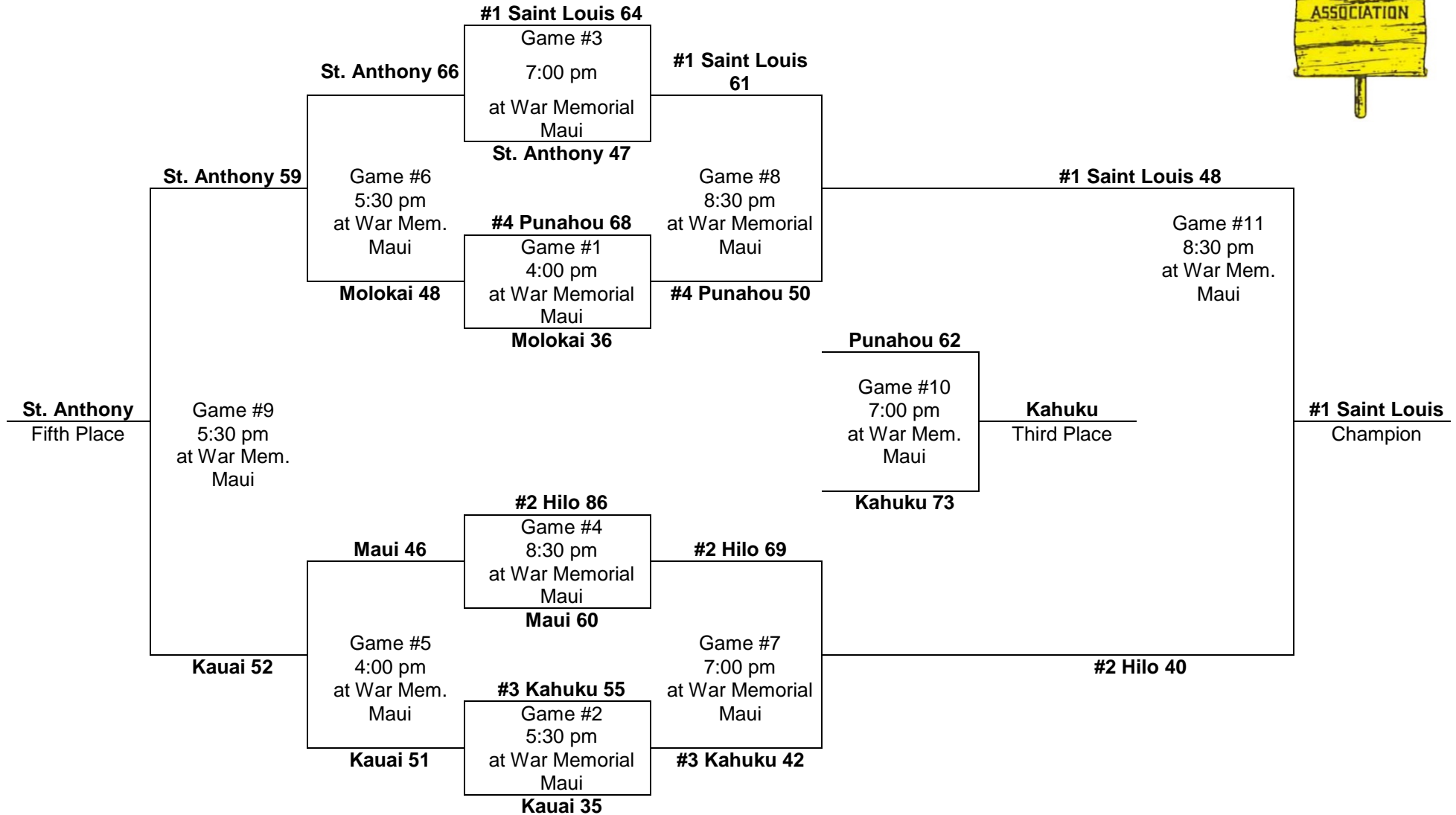
Saturday
March 4

Friday
March 3

Thursday
March 2

Friday
March 3

Saturday
March 4



PARTICIPATING TEAMS

ROIA (1) 1. Kahuku	ILH (2) 1. Saint Louis 2. Punahou	BIIF (1) 1. Hilo	MIL (2) 1. Maui 2. St. Anthony	MLIL (1) 1. Molokai	KIF (1) 1. Kauai	Leading scorer: Darryl Perry, Kauai (52 pts, 17.3 ppg)
------------------------------	--	----------------------------	---	-------------------------------	----------------------------	---

1966 – Boys Basketball - Division "A": 8-team tournament (Farrington Gym, Honolulu International Center)



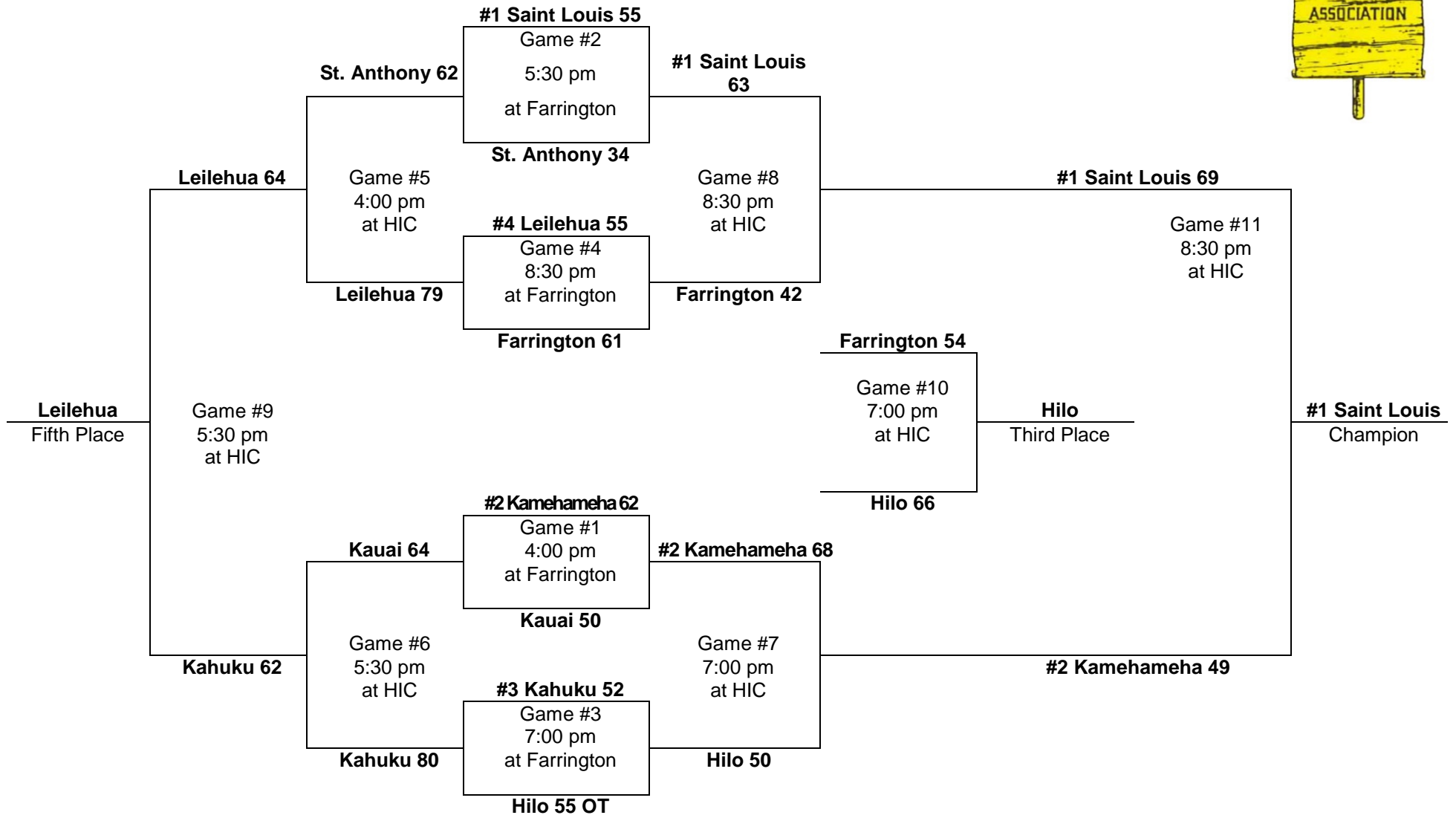
Saturday
March 5

Friday
March 4

Thursday
March 3

Friday
March 4

Saturday
March 5



PARTICIPATING TEAMS

ROIA (2) 1. Kahuku 2. Leilehua	ILH (3) 1. Saint Louis 2. Kamehameha 3. Farrington	BIIF (1) 1. Hilo	MIL (1) 1. St. Anthony	KIF (1) 1. Kauai
---	--	----------------------------	----------------------------------	----------------------------

Leading scorer:

Jim Nicholson, Saint Louis
(23 FG, 4-7 FT, 50 pts, 16.7 ppg)

Note: B Division tournament (second and final year)

1965 – Boys Basketball - Division "A": 8-team tournament (Hilo Civic Auditorium)



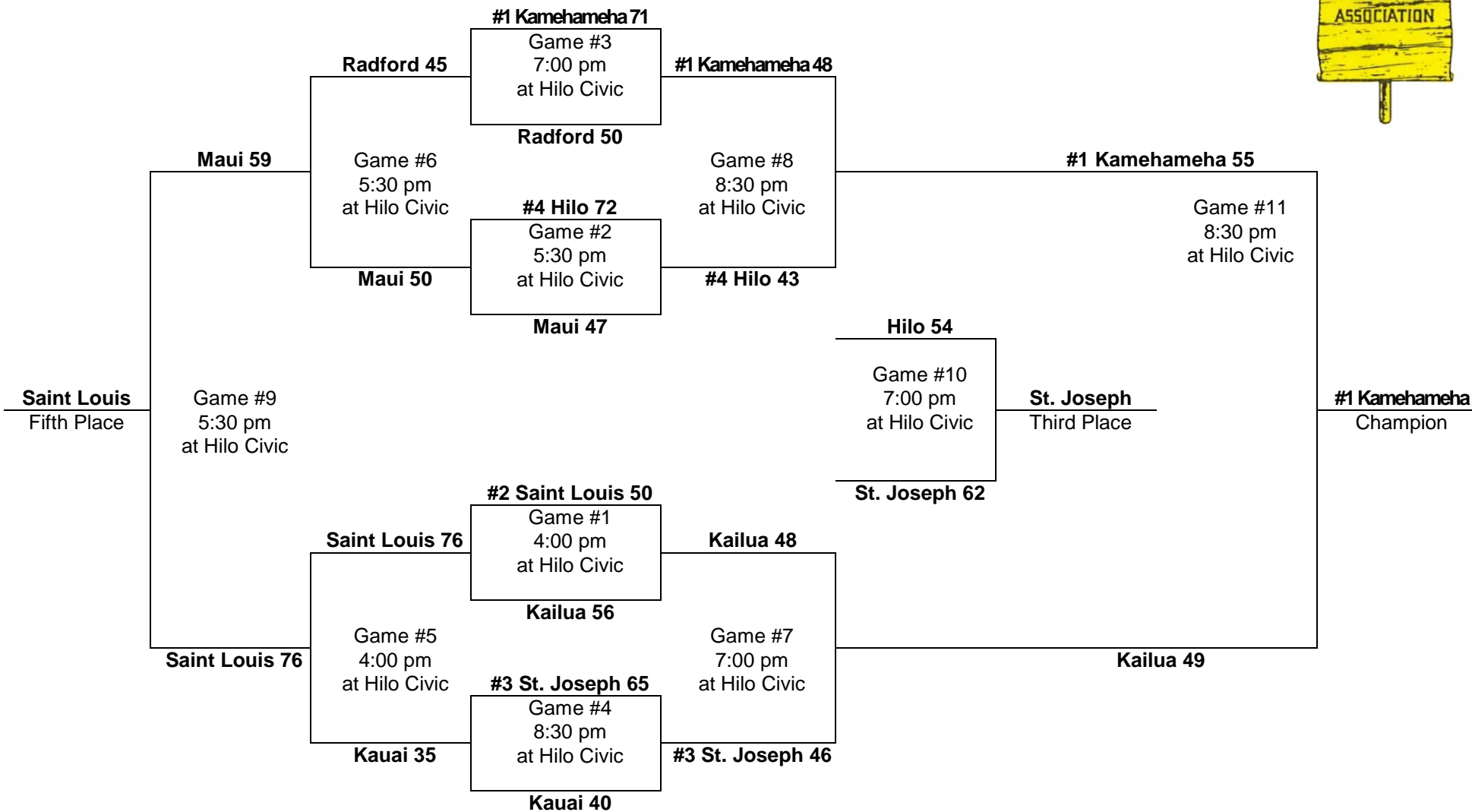
Saturday
March 6

Friday
March 5

Thursday
March 4

Friday
March 5

Saturday
March 6



PARTICIPATING TEAMS					Leading scorer: Ray Calvalho, St. Joseph (21 FG, 14-15 FT, 56 pts, 18.7 ppg) Note: Kailua first unseeded team to the finals. Note: B Division tournament begins (1965-66)
ROIA (2) 1. Kailua 2. Radford	ILH (2) 1. Kamehameha 2. Saint Louis	BIIF (2) 1. St. Joseph 2. Hilo	MIL (1) 1. Maui	KIF (1) 1. Kauai	

1964 – Boys Basketball - Division "A": 8-team tournament (War Memorial Center, Kahului, Maui)



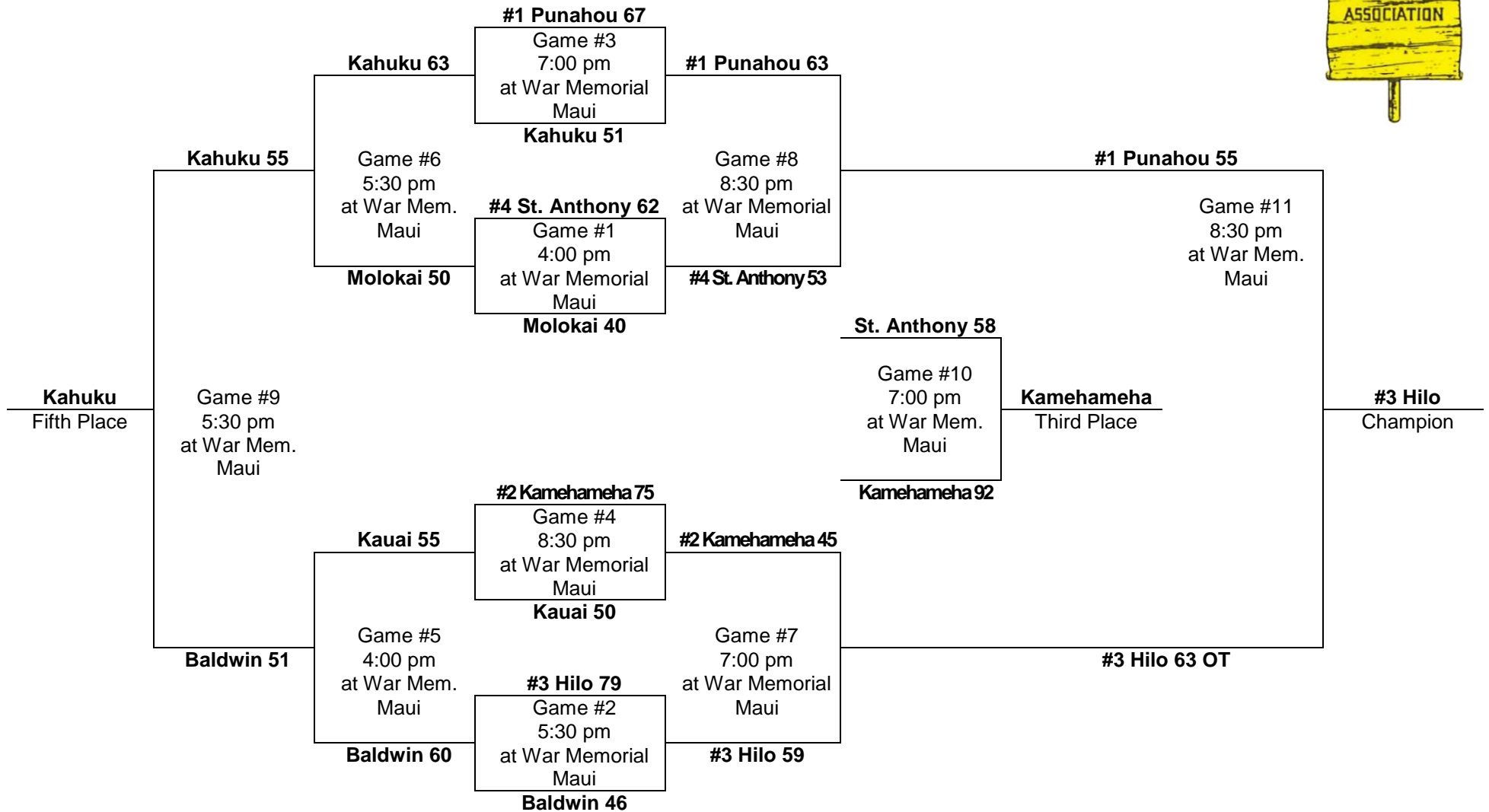
Saturday
March 7

Friday
March 6

Thursday
March 5

Friday
March 6

Saturday
March 7



PARTICIPATING TEAMS

ROIA (1) 1. Kahuku	ILH (2) 1. Punahou 2. Kamehameha	BIIF (1) 1. Hilo	MIL (2) 1. St. Anthony 2. Baldwin	MLIL (1) 1. Molokai	KIF (1) 1. Kauai	Leading scorer: Leroy Binyan, Hilo (27 FG, 8-13 FT, 62 pts, 20.7 ppg) Note: First #3 seed to win title.
------------------------------	---	----------------------------	--	-------------------------------	----------------------------	---

1963 – Boys Basketball - Division "A": 8-team tournament (Otto Klum Gym, University of Hawaii at Manoa)



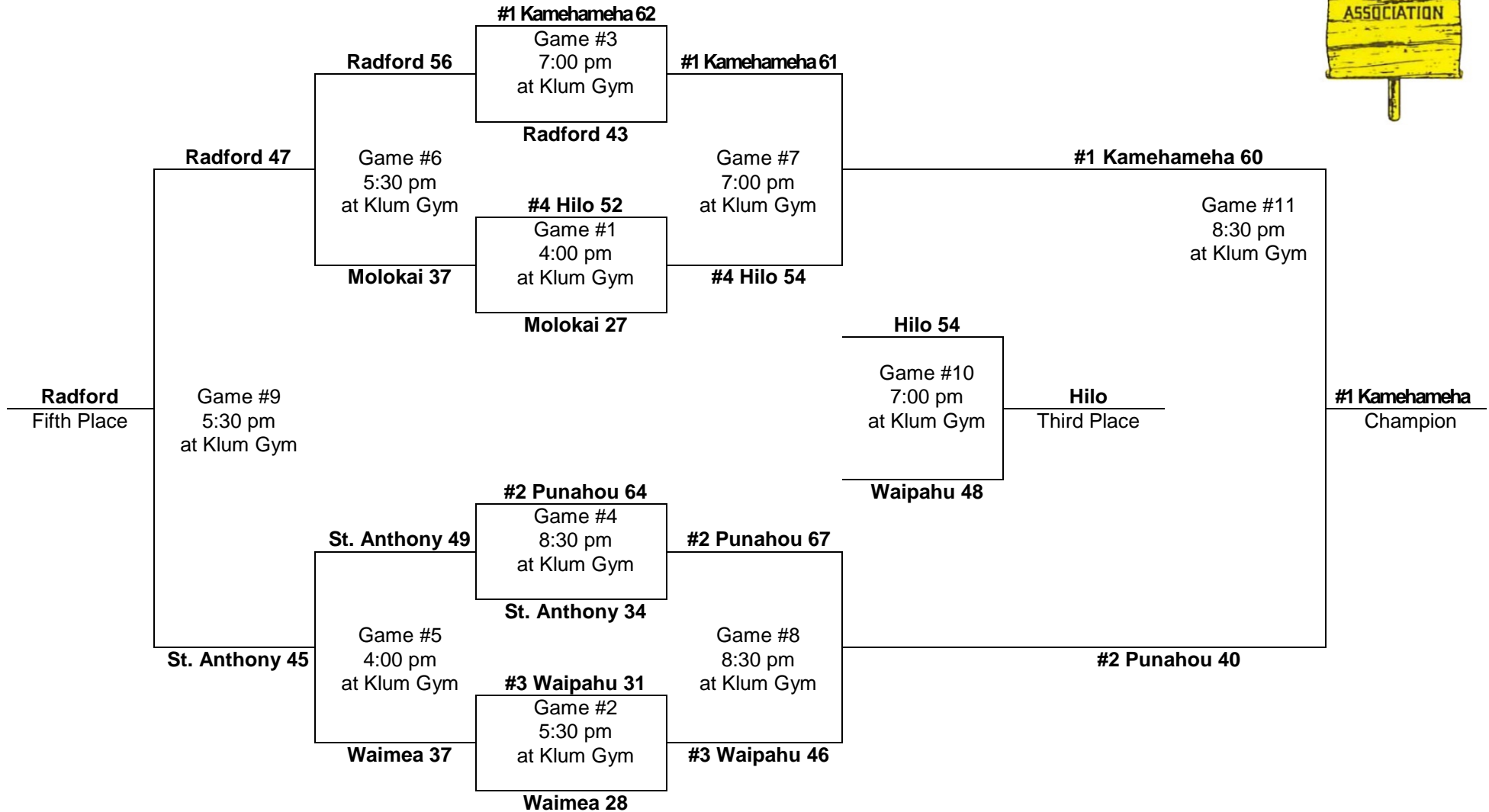
Saturday
March 2

Friday
March 1

Thursday
Feb. 28

Friday
March 1

Saturday
March 2



PARTICIPATING TEAMS

ROIA (2) 1. Waipahu 2. Radford	ILH (2) 1. Kamehameha 2. Punahou	BIIF (1) 1. Hilo	MIL (1) 1. St. Anthony	MLIL (1) 1. Molokai	KIF (1) 1. Waimea	Leading scorer: Raphae Tomas, Hilo (21 FG, 8 FT, 50 pts, 16.7 ppg)
---	---	----------------------------	----------------------------------	-------------------------------	-----------------------------	---

1962 – Boys Basketball - Division "A": 8-team tournament (Hilo Civic Auditorium)

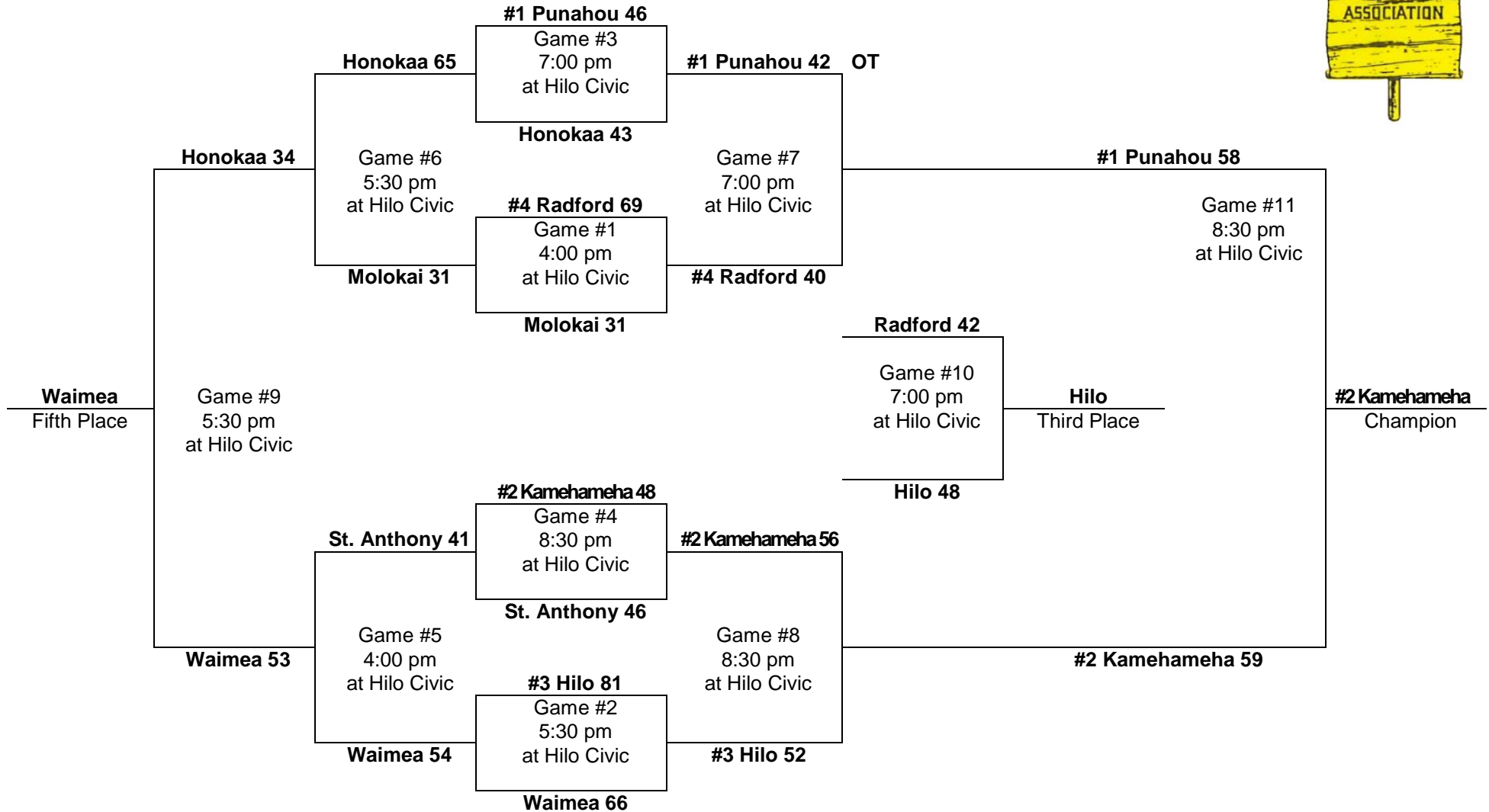
**Saturday
March 10**

**Friday
March 9**

**Thursday
March 8**

**Friday
March 9**

**Saturday
March 10**



PARTICIPATING TEAMS

ROIA (1) 1. Radford	ILH (2) 1. Punahou 2. Kamehameha	BIIF (2) 1. Hilo 2. Honokaa	MIL (1) 1. St. Anthony	MLIL (1) 1. Molokai	KIF (1) 1. Waimea
-------------------------------	---	--	----------------------------------	-------------------------------	-----------------------------

Leading scorer:
Dennis Maedo, Hilo
(22 FG, 9 FT, 53 pts, 17.7 ppg)

1961 – Boys Basketball - Division "A": 8-team tournament (Otto Klum Gym, University of Hawaii at Manoa)



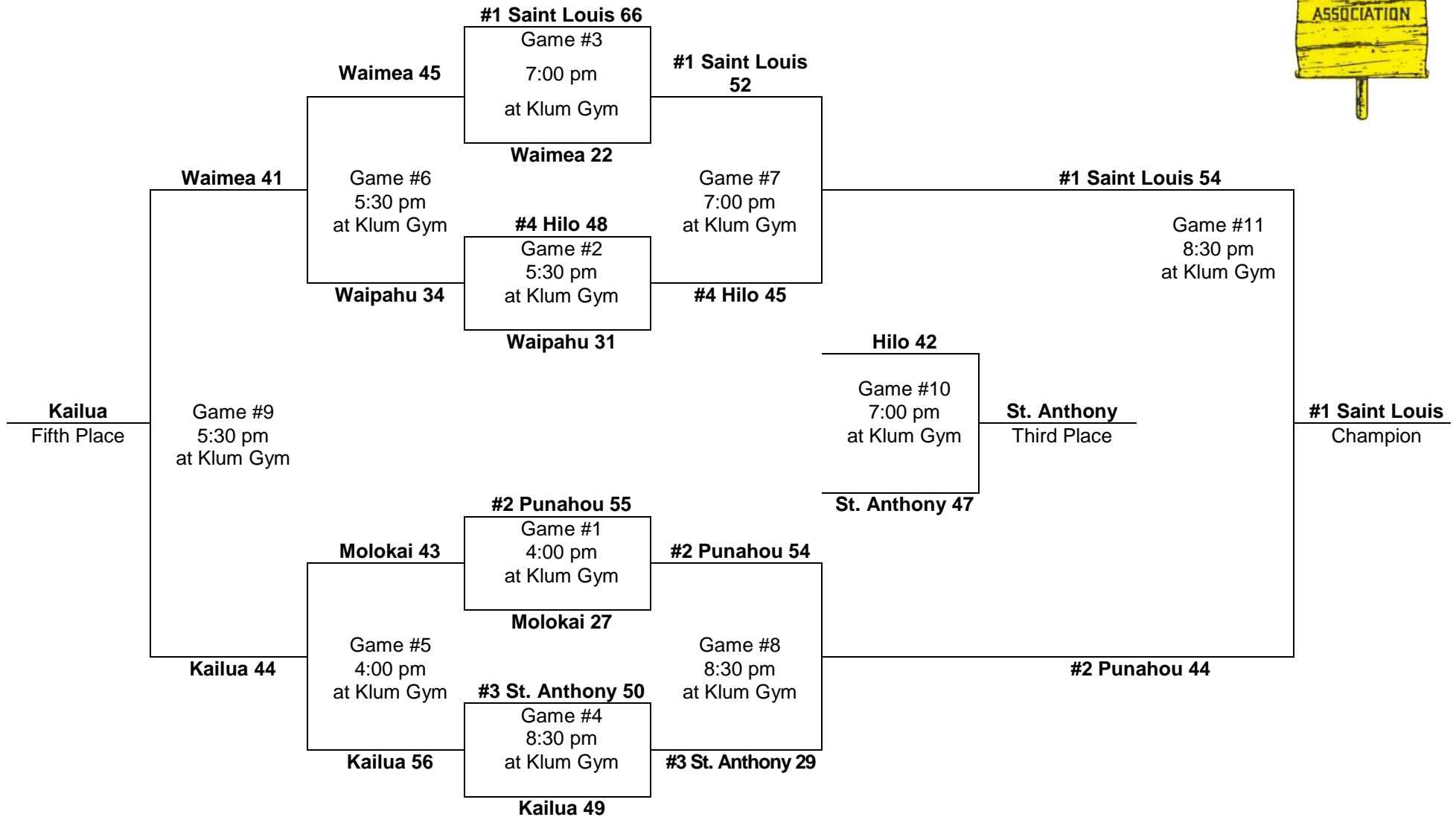
**Saturday
March 11**

**Friday
March 10**

**Thursday
March 9**

**Friday
March 10**

**Saturday
March 11**



PARTICIPATING TEAMS

ROIA (2) 1. Kailua 2. Waipahu	ILH (2) 1. Saint Louis 2. Punahou	BIIF (1) 1. Hilo	MIL (1) 1. St. Anthony	MLIL (1) 1. Molokai	KIF (1) 1. Waimea	Leading scorer: Mike Davis, St. Anthony (17 FG, 21-31 FT, 55 pts, 18.3 ppg)
--	--	----------------------------	----------------------------------	-------------------------------	-----------------------------	--

1960 – Boys Basketball - Division "A": 8-team tournament (Hilo Civic Auditorium)



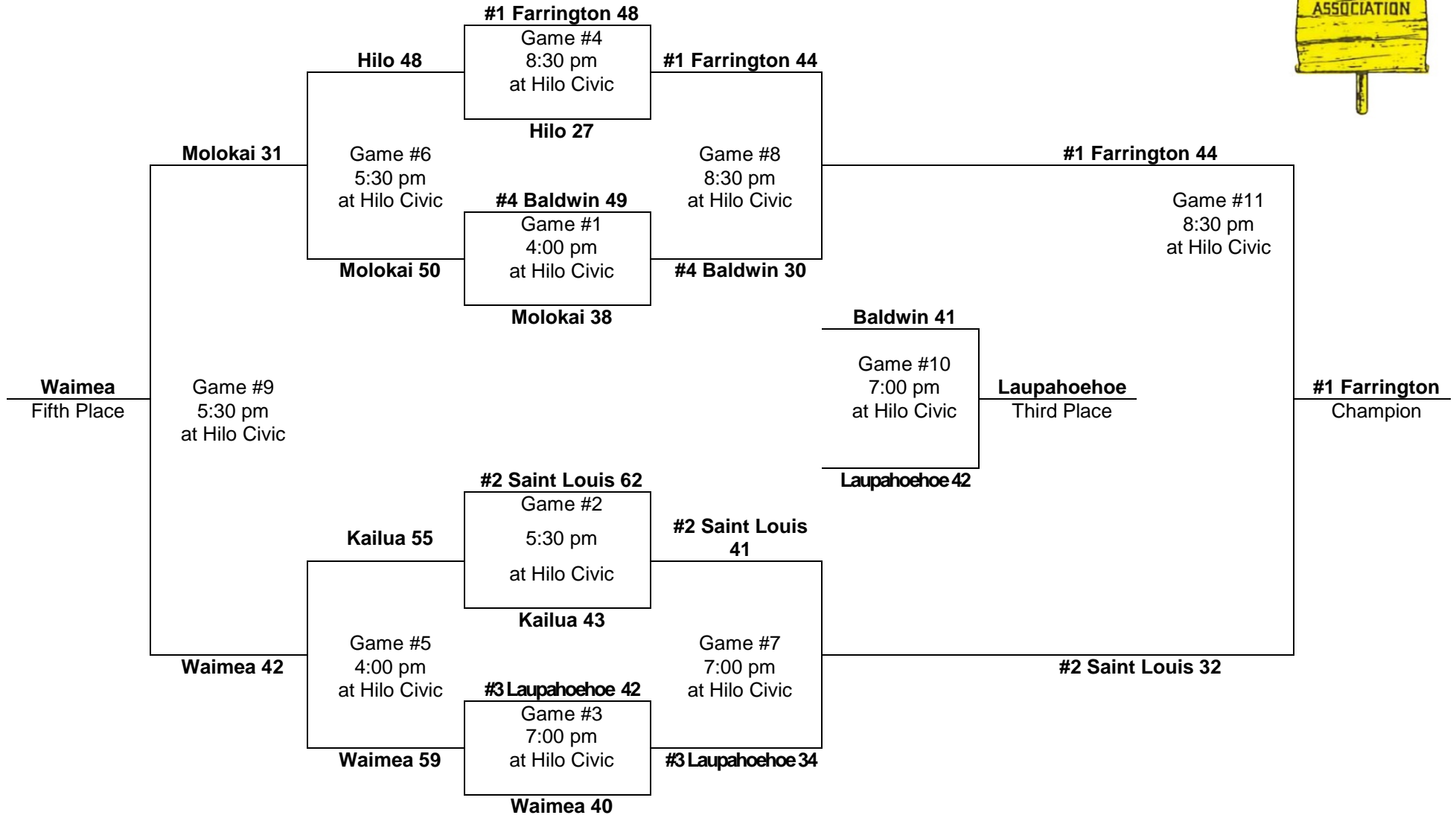
Saturday
March 5

Friday
March 4

Thursday
March 3

Friday
March 4

Saturday
March 5



PARTICIPATING TEAMS

ROIA (1) 1. Kailua	HIL (2) 1. Farrington 2. Saint Louis	BIIF (2) 1. Laupahoehoe 2. Hilo	MIL (1) 1. Baldwin	MLIL (1) 1. Molokai	KIF (1) 1. Waimea	Leading scorer: Sol Malani, Laupahoehoe (21 FG, 16-21 FT, 68 pts, 22.7 ppg)
------------------------------	---	--	------------------------------	-------------------------------	-----------------------------	--

1959 – Boys Basketball - Division "A": 8-team tournament (Otto Klum Gym, University of Hawaii at Manoa)



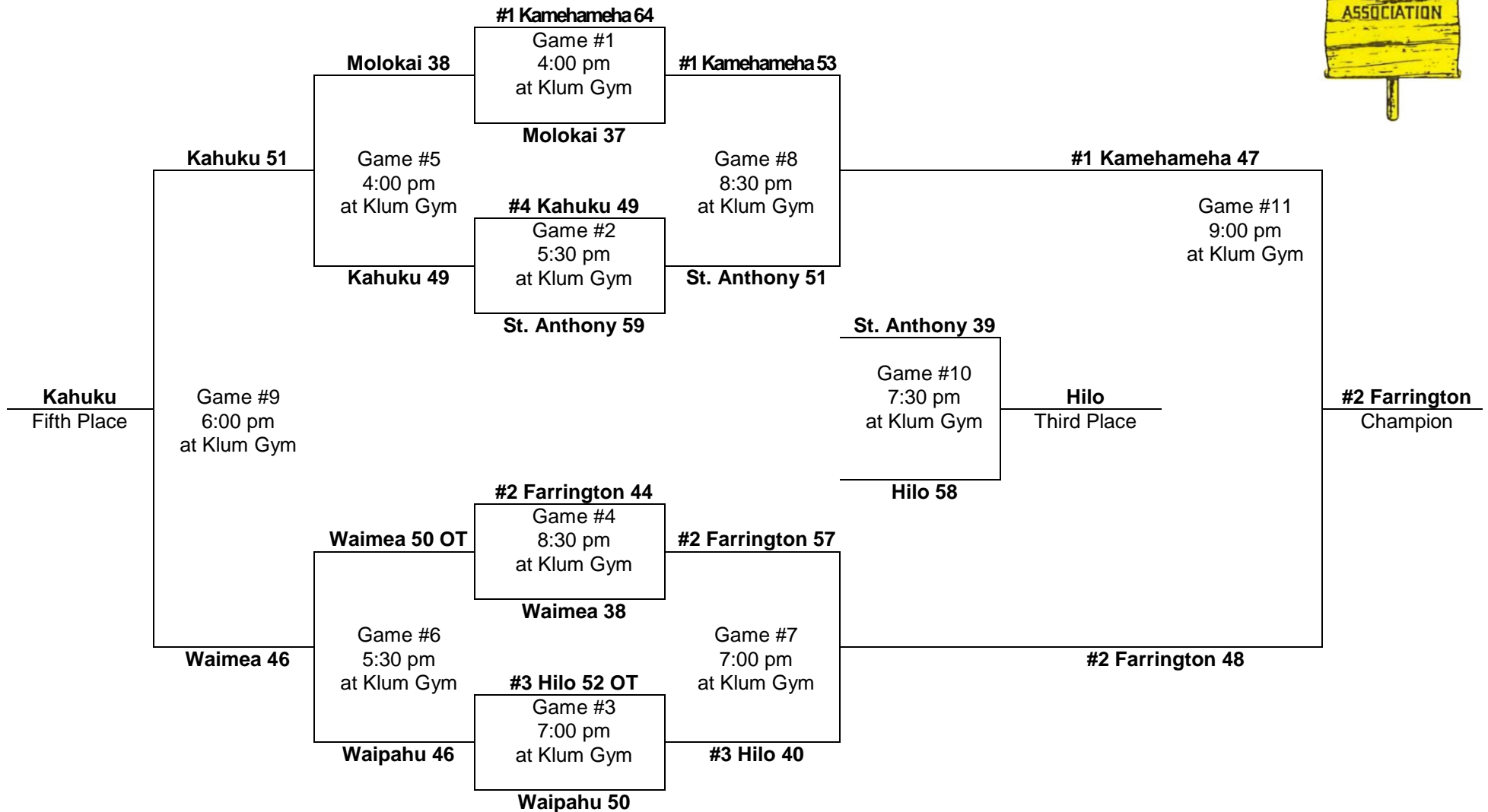
Saturday
Feb. 28

Friday
Feb. 27

Thursday
Feb. 26

Friday
Feb. 27

Saturday
Feb. 28



PARTICIPATING TEAMS

ROIA (2) 1. Waipahu 2. Kahuku	HIL (2) 1. Kamehameha 2. Farrington	BIIF (1) 1. Hilo	MIL (1) 1. St. Anthony	MLIL (1) 1. Molokai	KIF (1) 1. Waimea	Leading scorer: Wayne Foster, Kamehameha (26 FG, 21 FT, 73 pts, 24.3 ppg)
--	--	----------------------------	----------------------------------	-------------------------------	-----------------------------	--

1958 – Boys Basketball - Division "A": 8-team tournament (Hilo Armory; Hilo Civic Auditorium)

Saturday
Feb. 22

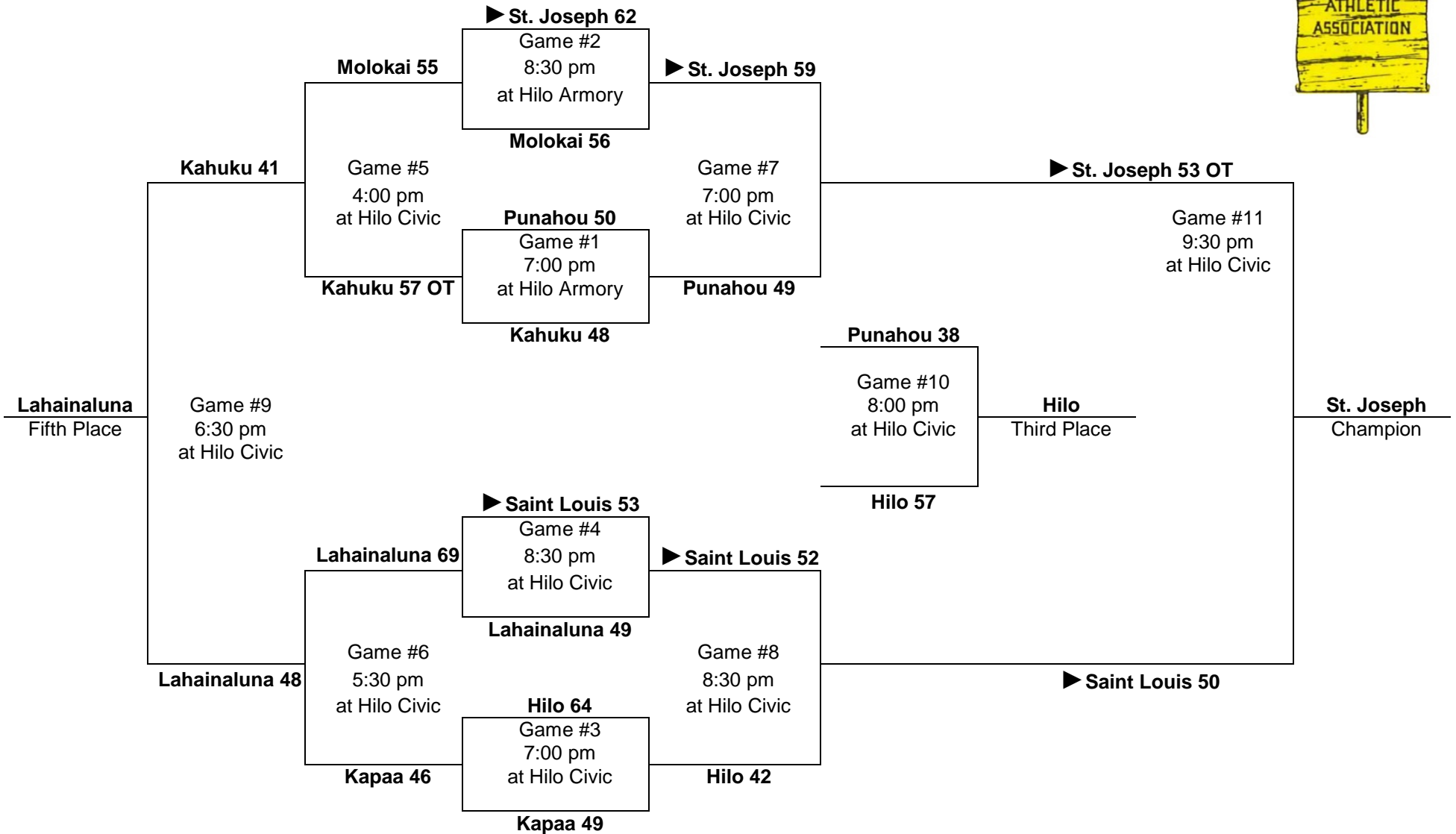
Friday
Feb. 21

Thursday
Feb. 20

Friday
Feb. 21

Saturday
Feb. 22

▶ St. Joseph/Saint Louis - top seeds



PARTICIPATING TEAMS

ROIA (1) 1. Kahoku	HIL (2) 1. Saint Louis 2. Punahou	BIIF (2) 1. St. Joseph 2. Hilo	MIL (1) 1. Lahainaluna	MLIL (1) 1. Molokai	KIF (1) 1. Kapaa
------------------------------	--	---	----------------------------------	-------------------------------	----------------------------

Leading scorer:
Ed Bento, Jr., St. Joseph
(25 FG, 27-40 FT, 77 pts, 25.7 ppg)

1957 – Boys Basketball - Division "A": 8-team tournament (Punahou Alumni gym; McCabe gym; Honolulu Civic Auditorium)



**Saturday
March 2**

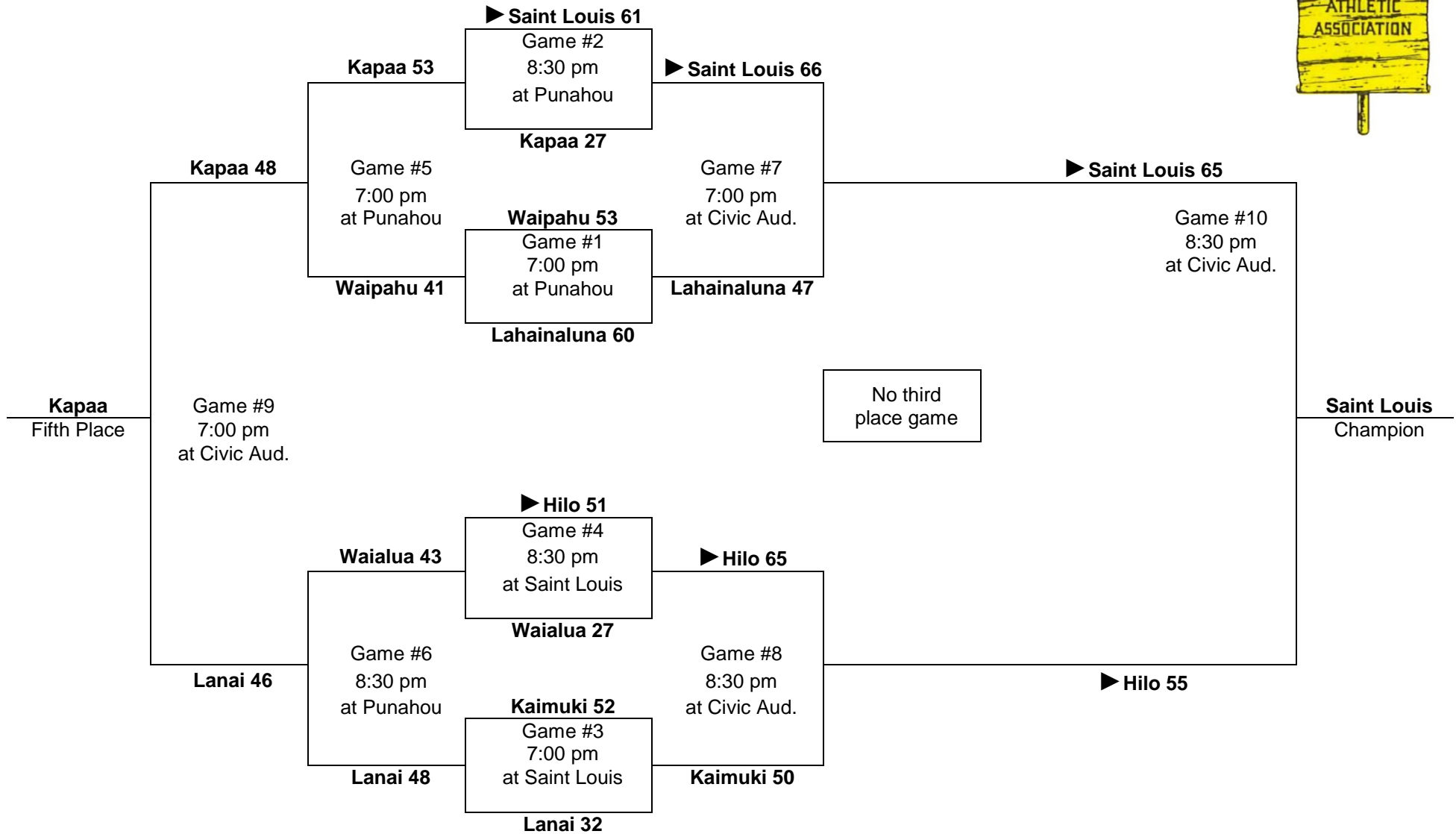
**Friday
March 1**

**Thursday
Feb. 28**

**Friday
March 1**

**Saturday
March 2**

▶ Saint Louis/Hilo - top seeds



PARTICIPATING TEAMS

ROIA (3) 1. Waipahu 2. Waialua	HIL (2) 1. Saint Louis 2. Kaimuki	BIIF (1) 1. Hilo	MIL (1) 1. Lahainaluna	MLIL (1) 1. Lanai	KIF (1) 1. Kapaa
---	--	----------------------------	----------------------------------	-----------------------------	----------------------------

Leading scorer:
Albendio Sanchez, Lanai
(21 FG, 7 FT, 49 pts, 16.3 ppg)

DIVISION I TEAMS	App.	Games	Won	Loss	Pct.	1st	2nd	3rd	4th	5th	6th	Con	Tournament Appearances (Year) (*Asterisk denotes champion)
Academy of the Pacific	2	8	5	3	0.625				1	1			2011-12
Aiea	4	12	6	6	0.500		1					1	1993-95-97-98
Baldwin	37	101	39	62	0.386			6	4	3	5	3	1960-64-72-73-75-76-77-78-79-82-85-86-87-88-89-90-91-92-93-94-95-96-97-00-01-02-03-04-05-06-07-09-11-12-13-14-16
Campbell	9	28	12	16	0.429			1	2			1	1996-05-06-07-08-09-10-14-15
Castle	5	16	9	7	0.563			1	1	1		1	1970-81-90-99-02
Damien	1	3	1	2	0.333						1		1974
Farrington	15	40	23	17	0.575	2	2	1	2	2		2	1959*-60*-66-70-74-80-83-84-86-88-89-10-13-14-15
Hilo	41	114	53	61	0.465	3	4	7	9	4	3		1957-58-59-60-61-62-63-64*-65-66-67-68-69-70-71-72-73-75-76-77-78-80-81-84-85-86-87-88-90-91*-92-93-94-95-96-97-98-00*-10-11-12
Honokaa	8	21	9	12	0.429			2			2	1	1962-88-89-00-01-06-07-08
Iolani	25	83	62	21	0.747	11	4	1	4	2	1		1975-83*-89-90-94*-96-97-98*-99-00-01-02*-03*-04*-05*-06*-07-08-09-10*-11-14*-15-16*
Kahuku	29	93	54	39	0.581	1	4	4	3	5	4	3	1958-59-64-66-67-68-70-72-77-83-85-87-88-91-93-94-96-01-05-06-08-09-10-11-12-15-16-17*-18
Kailua	13	34	19	15	0.559	2	3		1	2	1		1960-61-65-68-72*-74-75-81-82*-91-16-17-18
Kaimuki	17	49	25	24	0.510	2	1	4	1			1	1957-71-86-87-89-92-93-94-95-98-02-03-04-05-06-07-09
Kaiser	5	16	7	9	0.438				1	1	2		1979-82-96-97-16
Kalaheo	34	107	70	37	0.654	5	6	6	1	8	2		1976-78-84-85*-86-87-88-89-90-91-92-93-94-95*-96-97-98-99-00-01*-02-03-04-05-06-07-08-09-13*-14-15*-16-17-18
Kalani	3	9	3	6	0.333				1		1		1975-78-99
Kamehameha-Hawaii	8	21	6	15	0.286		1		2		1		2006-07-08-11-12-13-15-18
Kamehameha-Kapalama	28	94	66	28	0.702	7	7	3	3	3	1		1959-62-63-64-65-66-69-71-73-76-85-86-88-89-90-91-92-94-02-03-04-05-06-08-09-10-11-12
Kamehameha-Maui	5	10	2	8	0.200							1	2005-07-08-10-18
Kapaa	21	51	11	40	0.216					1	3	1	1957-58-69-75-76-77-78-79-81-82-83-87-88-89-91-92-93-94-97-99-01
Kapolei	4	10	4	6	0.400						1	1	2012-13-17-18
Kauai	10	23	4	19	0.174						2	1	1964-65-66-67-68-90-95-96-00-05
Keaau	2	4	0	4	0.000								2003-09
Kealakehe	2	5	1	4	0.200						1		2002-04
King Kekaulike	2	6	2	4	0.333						1		2012-13
Kohala	6	15	3	12	0.200				2				1979-83-84-91-92-99
Konawaena	11	26	8	18	0.308			1	1	1			1994-96-05-07-08-13-14-15-16-17-18
Lahainaluna	23	53	13	40	0.245			2		3		1	1957-58-71-74-80-81-86-87-89-94-99-00-02-06-08-09-10-11-14-15-16-17-18
Lanai	5	11	1	10	0.091						1		1957-68-69-70-84
Laupahoehoe	1	3	2	1	0.667			1					1960
Leilehua	14	44	23	21	0.523	1	1			3	3	1	1966-73*-75-76-83-88-93-01-03-12-14-15-16-17
Maryknoll	12	38	27	11	0.711	1	6	4				1	1976-81-82-84*-85-86-87-88-91-13-14-17-18
Maui	13	32	11	21	0.344		2	1	1	1	1		1965-67-83-84-85-90-98-99-01-03-04-15-17
McKinley	4	10	4	6	0.400							1	1989-04-16-18
Mililani	14	42	18	24	0.429				2	1		3	1984-85-91-98-00-01-02-03-04-08-10-11-13-14
Moanalua	21	67	34	33	0.507	2	1		2	2	5	1	1979-81-86-87-90-92-94-95-96*-97*-98-07-08-10-11-12-13-14-15-17-18
Molokai	13	30	5	25	0.167				1	1			1958-59-60-61-62-63-64-67-83-88-91-92-95
Nanakuli	1	2	0	2	0.000								1977
Pearl City	7	21	8	13	0.381				2		1	1	1976-83-84-86-92-12-13

DIVISION I TEAMS	App.	Games	Won	Loss	Pct.	1st	2nd	3rd	4th	5th	6th	Con	Tournament Appearances (Year) (*Asterisk denotes champion)
Punahou	43	144	103	41	0.715	11	11	6	4	4	3	2	1958-61-62-63-64-67-68-69-70*-71-72-73-74*-75*-77-78-79*-80*-81*-84-85-87-90*-92-93-95-97-99*-00-01-02-04-05-07-08*-09-10-12*-13-15-16-17-18*
Radford	20	56	31	25	0.554	4	1	2	3	2	1		1962-63-65-69*-71*-72-73-74-77*-78-82-85-87-88-89*-90-00-07-09-11
Roosevelt	7	25	13	12	0.520			1		1	4		1973-90-91-92-95-00-11
Saint Louis	23	78	57	21	0.731	6	6	4	1	2	1	1	1957*-58-60-61*-65-66*-67*-68*-72-77-83-86*-89-93-95-96-98-99-00-01-03-06-07
Seabury Hall	3	10	4	6	0.400						2		1996-97-98
St. Anthony	11	29	10	19	0.345			1	2	2	2		1959-61-62-63-64-66-67-68-69-70-93
St. Joseph	6	17	9	8	0.529	1		1		1	1		1958*-65-69-74-86-89
University	8	25	19	6	0.760	3	1	1	1	1		1	1978*-79-80-82-83-84-87*-88*
Waiakea	20	53	16	37	0.302			1	1	1	1	1	1982-83-85-87-90-93-95-97-98-99-01-02-03-04-05-09-10-14-16-17
Waialua	1	2	0	2	0.000								1957
Waianae	2	5	2	3	0.400							1	1980-99
Waimea	19	46	11	35	0.239					2	3	1	1959-60-61-62-63-70-71-72-73-74-80-84-85-86-98-02-03-04-06
Waipahu	11	28	10	18	0.357			1	1	2		1	1957-59-61-63-71-79-80-84-85-94-97

Notes:

Lahainaluna and Kaimuki tied for 3rd in 1957

Waipahu and Hilo tied for 5th in 1971

Moanalua vacated 4th place in 2008

Academy of the Pacific

App	Game	Date	Seed	Round		Opponent (seed)	PF	PA	Pt Diff	OT	Finish	1st Rd		Qtrs		Semi		Final		Consol		5th Pl		3rd Pl		
				W	L							W	L	W	L	W	L	W	L	W	L	W	L	W	L	
1	1	2/16/2011		1	1	Roosevelt	53	46	7			1														
	2	2/17/2011		qtr	1	Moanalua (2)	51	50	1	1			1													
	3	2/18/2011		semi		1	KS Kapalama	54	68	-14					1											
	4	2/19/2011		3rd		1	Kahuku	53	69	-16		4												1		
2	5	2/22/2012		1	1		Pearl City	46	26	20			1													
	6	2/23/2012		qtr		1	KS Hawaii (3)	37	39	-2	1			1												
	7	2/24/2012		5 semi	1		King Kekaulike	60	45	15												1				
	8	2/25/2012		5th	1		Leilehua	56	45	11		5										1				
										0																
		TOTAL			5	3		410	388	22			2	0	1	1	0	1	0	0	0	0	2	0	0	1

Aiea

App	Game	Date	Seed	Round		Opponent (seed)	PF	PA	Pt Diff	OT	Finish	1st Rd		Qtrs		Semi		Final		Consol		5th Pl		3rd Pl		
				W	L							W	L	W	L	W	L	W	L	W	L	W	L	W	L	
1	1	3/3/1993		1	1	Kapaa	75	41	34			1														
	2	3/4/1993		qtr	1	Baldwin (4)	57	54	3				1													
	3	3/5/1993		semi	1	Punahou (1)	39	38	1					1												
	4	3/6/1993		final		1	Kaimuki (3)	50	53	-3		2						1								
2	5	3/1/1995		1		1	Waiakea	61	67	-6			1													
	6	3/3/1995		cons	1		Kauai	74	64	10										1						
	7	3/4/1995		cons	1		Molokai	58	50	8		Cons								1						
3	8	2/19/1997		1	1		Kapaa	58	55	3	1		1													
	9	2/20/1997		qtr		1	Iolani (1)	46	50	-4				1												
	10	2/21/1997		5 semi		1	Seabury Hall	56	67	-11		-											1			
4	11	2/18/1998		1		1	Seabury Hall	49	64	-15			1													
	12	2/20/1998		cons		1	Miilani	56	69	-13		-									1					
										0																
		TOTAL			6	6		679	672	7			2	2	1	1	1	0	0	1	2	1	0	1	0	0

Baldwin

App	Game	Date	Seed	Round	W	L	Opponent	PF	PA	Pt Diff	OT	Finish	1st Rd		Qtrs		Semi		Final		Consol		5th Pl Cons		3rd Pl Cons	
													W	L	W	L	W	L	W	L	W	L	W	L	W	L
	81	2/23/2006		5 semi		1	Kalaheo	37	49	-12		-														
31	82	2/20/2007		1		1	Iolani	45	70	-25			1										1			
	83	2/22/2007		cons		1	Campbell	53	67	-14											1					
32	84	3/5/2009	4	qtr		1	Kaimuki	51	64	-13						1										
	85	3/6/2009		5 semi		1	Kalaheo	58	62	-4											1					
33	86	2/16/2011		1		1	KS Kapalama	38	86	-48			1													
	87	2/17/2011		cons		1	Roosevelt	36	39	-3											1					
34	88	2/23/2012	4	qtr	1		Leilehua	41	39	2				1												
	89	2/24/2012		semi		1	Punahou (1)	41	59	-18							1									1
	90	2/25/2012		3rd	1		KS Hawaii	53	49	4		3														
35	91	2/20/2013		1	1		Kapolei	57	43	14			1													
	92	2/21/2013		qtr		1	Maryknoll (1)	54	64	-10						1										
	93	2/22/2013		5 semi	1		Pearl City	58	49	9												1				
	94	2/23/2013		5th	1		King Kekaulike	50	35	15		5										1				
36	95	2/20/2014	3	qtr		1	Maryknoll	61	66	-5						1										
	96	2/21/2014		5 semi	1		Mililani	63	54	9												1				
	97	2/22/2014		5th		1	Konawaena	51	52	-1		6											1			
37	98	2/17/2016		1	1		McKinley	43	40	3			1													
	99	2/18/2016		qtr		1	Iolani (1)	27	43	-16						1										
	100	2/19/2016		5 semi	1		Waiakea	59	52	7												1				
	101	2/20/2016		5th		1	Kalaheo	50	59	-9	2	6											1			
										0																
		TOTAL			39	62		5049	5484	-435			4	10	10	17	0	10	0	0	8	8	11	13	6	4

Campbell

App	Game	Date	Seed	Round	W	L	Opponent	PF	PA	Pt Diff	OT	Finish	1st Rd		Qtrs		Semi		Final		Consol		5th Pl		3rd Pl	
													W	L	W	L	W	L	W	L	W	L	W	L	W	L
1	1	2/28/1996		1		1	Kahuku	66	67	-1			1													
	2	3/1/1996		cons	1		Seabury Hall	64	34	30										1						
	3	3/2/1996		cons	1		Konawaena	65	55	10		cons								1						
2	4	2/23/2005		1	1		KS Maui	63	42	21			1													
	5	2/24/2005		qtr	1		Konawaena (4)	69	62	7	1			1												
	6	2/25/2005		semi		1	Iolani (1)	46	65	-19						1										
	7	2/26/2005		3rd		1	Baldwin	62	65	-3		4													1	
3	8	2/21/2006		1	1		St. Louis	64	63	1			1													
	9	2/22/2006		qtr		1	Kaimuki (2)	50	68	-18					1											
	10	2/23/2006		5 semi		1	KS Hawaii	54	59	-5		-											1			
4	11	2/20/2007		1		1	St. Louis	30	50	-20			1													
	12	2/22/2007		cons	1		Baldwin	67	53	14										1						
	13	2/23/2007		cons		1	Honokaa	43	47	-4		-									1					
5	14	2/20/2008		1		1	Moanalua	43	65	-22			1													
	15	2/21/2008		cons	1		Kalaheo	75	74	1										1						
	16	2/22/2008		cons		1	Kahuku	62	65	-3		-									1					
6	17	3/4/2009		1		1	Punahou	32	51	-19			1													
	18	3/5/2009		cons		1	Lahainaluna	45	53	-8		-									1					
7	19	3/3/2010		1		1	KS Kapalama	53	67	-14			1													
	20	3/4/2010		cons		1	KS Maui	54	63	-9		-									1					
8	21	2/19/2014		1	1		Leilehua	46	35	11			1													
	22	2/20/2014		qtr	1		Konawaena (4)	58	53	5				1												
	23	2/21/2014		semi		1	Iolani (1)	33	56	-23						1										
	24	2/22/2014		3rd		1	Maryknoll	63	73	-10		4													1	
9	25	2/25/2015		1	1		KS Hawaii	42	34	8			1													
	26	2/26/2015		qtr	1		Farrington (2)	51	45	6				1												
	27	2/27/2015		semi		1	Iolani	27	29	-2						1										
	28	2/28/2015		3rd	1		Kahuku	63	59	4	2	3													1	
										0																
										0																
		TOTAL			12	16		1490	1552	-62			4	5	3	1	0	3	0	0	4	4	0	1	1	2

Castle

App	Game	Date	Seed	Round	W	L	Opponent	PF	PA	Pt Diff	OT	Finish	1st Rd		Qtrs		Semi		Final		Consol		5th Pl		3rd Pl	
													W	L	W	L	W	L	W	L	W	L	W	L	W	L
1	1	3/5/1970	4	qtr	1		St. Anthony	66	63	3																
	2	3/6/1970		semi		1	Farrington (1)	34	45	-11							1									
	3	3/7/1970		3rd		1	Hilo	46	59	-13		4														1
2	4	3/12/1981		qtr	1		Hilo (3)	50	49	1					1											
	5	3/13/1981		semi		1	Maryknoll (2)	43	44	-1							1									
	6	3/14/1981		3rd	1		Moanalua	55	40	15		3														1
3	7	3/7/1990		1		1	Iolani	52	55	-3			1													
	8	3/9/1990		cons	1		Kamehameha	73	71	2											1					
	9	3/10/1990		cons	1		Waiakea	84	72	12		cons									1					
4	10	2/17/1999		1	1		Iolani	37	28	9			1													
	11	2/18/1999		qtr		1	Kalaheo (1)	36	59	-23						1										
	12	2/19/1999		5 semi		1	Maui	43	59	-16		-													1	
5	13	2/20/2002		1	1		Baldwin	70	60	10			1													
	14	2/21/2002		qtr		1	Iolani (1)	57	70	-13						1										
	15	2/22/2002		5 semi	1		Waiakea	71	51	20															1	
	16	2/23/2002		5th	1		Kamehameha	48	46	2		5													1	
										0																
		TOTAL			9	7		865	871	-6			2	1	2	2	0	2	0	0	2	0	2	1	1	1

Damien

App	Game	Date	Seed	Round		W	L	Opponent	PF	PA	Pt Diff	OT	Finish	1st Rd		Qtrs		Semi		Final		Consol		5th Pl		3rd Pl		
				W	L									W	L	W	L	W	L	W	L	W	L	W	L	W	L	
1	1	3/7/1974		qtr		1		Kailua (4)	53	54	-1					1												
	2	3/8/1974		5 semi		1		Lahainaluna	63	44	19												1					
	3	3/9/1974		5th			1	St. Joseph	42	62	-20		6											1				
											0																	
		TOTAL				1	2		158	160	-2			0	0	0	1	0	0	0	0	0	0	0	1	1	0	0

Farrington

App	Game	Date	Seed	Round	W	L	Opponent	PF	PA	Pt Diff	OT	Finish	1st Rd		Qtrs		Semi		Final		Consol		5th PI Cons		3rd PI Cons	
													W	L	W	L	W	L	W	L	W	L	W	L	W	L
1	1	2/26/1959	2	qtr	1		Waimea	44	38	6					1											
	2	2/27/1959		semi	1		Hilo (3)	57	40	17						1										
	3	2/28/1959		final	1		Kamehameha (1)	48	37	11		1						1								
2	4	3/3/1960	1	qtr	1		Hilo	48	27	21				1												
	5	3/4/1990		semi	1		Baldwin (4)	44	30	14						1										
	6	3/5/1960		final	1		St. Louis (2)	44	32	12		1						1								
3	7	3/3/1966		qtr	1		Leilehua (4)	61	55	6				1												
	8	3/4/1966		semi		1	St. Louis (1)	42	63	-21							1									
	9	3/5/1966		3rd		1	Hilo	54	66	-12		4														1
4	10	3/5/1970	1	qtr	1		Lanai	41	30	11				1												
	11	3/6/1970		semi	1		Castle (4)	45	34	11						1										
	12	3/7/1970		final		1	Punahou (2)	44	56	-12		2							1							
5	13	3/7/1974	2	qtr	1		Lahainaluna	64	50	14				1												
	14	3/8/1974		semi		1	Kailua (2)	46	56	-10							1									
	15	3/9/1974		3rd		1	Radford	39	45	-6		4														1
6	16	3/6/1980	4	qtr		1	Hilo	46	59	-13					1											
	17	3/7/1980		5 semi	1		Lahainaluna	64	51	13													1			
	18	3/8/1980		5th	1		Waimea	57	43	14		5										1				
7	19	3/10/1983	1	qtr	1		St. Louis	50	48	2				1												
	20	3/11/1983		semi		1	Iolani	69	76	-7							1									
	21	3/12/1983		3rd	1		University	58	56	2		3														1
8	22	3/3/1984		playin		1	Punahou	72	74	-2		-		1												
9	23	3/12/1986		1		1	St. Louis	48	55	-7			1													
	23	3/14/1986		cons	1		Kaimuki	55	52	3											1					
	24	3/15/1986		cons	1		St. Joseph	88	58	30		cons								1						
10	25	3/9/1988		1	1		Hilo	67	58	9			1													
	26	3/10/1988		qtr		1	University (1)	68	88	-20						1										
	27	3/11/1988		5 semi	1		Kalaheo	63	58	5													1			
	28	3/12/1988		5th	1		Honokaa	65	63	2		5										1				
11	30	3/4/1989		playin		1	Saint Louis	51	58	-7		-		1												
12	31	3/3/2010		1		1	Mililani	51	63	-12				1												
	32	3/4/2010		cons		1	Waiakea	36	43	-7		-									1					
13	33	2/20/2013		1		1	Punahou	50	63	-13				1												
	34	2/21/2013		cons	1		KS-Hawaii	57	56	1											1					
	23	2/22/2013		cons	1		Moanalua	75	64	11		cons									1					
14	23	2/20/2014	2	qtr	1		Mililani	46	44	2				1												
	23	2/21/2014		semi	1		Maryknoll	63	57	6						1										
	24	2/22/2014		final		1	Iolani (1)	40	43	-3		2						1								
15	25	2/26/2015	2	qtr		1	Campbell	45	51	-6						1										
	26	2/27/2015		5 semi		1	Lahainaluna	54	63	-9		-														1
												0														
		TOTAL						2159	2103	56			1	5	7	3	4	3	2	2	4	1	4	1	1	2
4	12	As ILH member			9	3		572	508	62		1,1,4,2	0	0	4	0	3	1	0	1	0	0	0	0	0	1
11	14	As OIA member			14	14		1587	1595	-8			1	5	3	3	1	2	2	1	4	1	4	1	1	1

Hilo

App	Game	Date	Seed	Round	W	L	Opponent	PF	PA	Pt Diff	OT	Finish	1st Rd		Qtrs		Semi		Final		Consol		5th PI Cons		3rd PI Cons		
													W	L	W	L	W	L	W	L	W	L	W	L	W	L	W
	41	3/7/1970		3rd	1		Castle	59	46	13		3														1	
15	42	3/4/1971		qtr		1	Kaimuki (4)	48	52	-4						1											
	43	3/5/1971		5 semi	1		Waimea	37	33	4		T5											1				
16	44	3/2/1972		qtr		1	Punahou (2)	47	64	-17						1											
	45	3/3/1972		5 semi	1		Waimea	55	41	14													1				
	46	3/4/1972		5th		1	Kahuku	45	46	-1		6													1		
17	47	3/8/1973	3	qtr	1		Kamehameha	59	53	6				1													
	48	3/9/1973		semi	1		Radford (1)	51	49	2						1											
	49	3/10/1973		final		1	Leilehua	52	56	-4		2							1								
18	50	3/6/1975		qtr	1		Leilehua (4)	64	57	7				1													
	51	3/7/1975		semi		1	Punahou (2)	40	69	-29							1										
	52	3/8/1975		3rd	1		Kalani	58	47	11		3													1		
19	53	3/11/1976	4	qtr		1	Pearl City	39	41	-2	1				1												
	54	3/12/1976		5 semi	1		Baldwin	45	28	17													1				
	55	3/13/1976		5th		1	Leilehua	69	71	-2		6												1			
20	56	3/10/1977		qtr	1		Kahuku (3)	61	47	14				1													
	57	3/11/1977		semi		1	Punahou (2)	45	63	-18							1										
	58	3/12/1977		3rd		1	St. Louis	57	62	-5		4														1	
21	59	3/9/1978		qtr		1	University (4)	49	61	-12					1												
	60	3/10/1978		5 semi		1	Kapaa	34	36	-2	1	-												1			
22	61	3/6/1980		qtr	1		Farrington (4)	59	46	13				1													
	62	3/7/1980		semi		1	University (1)	63	79	-16							1										
	63	3/5/1980		3rd		1	Waipahu	55	56	-1	2	4														1	
23	64	3/12/1981	3	qtr		1	Castle	49	50	-1					1												
	65	3/13/1981		5 semi		1	Kailua	43	45	-2		-												1			
24	66	3/7/1984		1		1	Punahou	35	70	-35				1													
	67	3/8/1984		cons		1	University	57	105	-48		-										1					
25	68	3/7/1985	4	qtr		1	Kamehameha	51	60	-9					1												
	69	3/8/1985		5 semi		1	Punahou	64	71	-7		-												1			
26	70	3/13/1986	3	qtr		1	St. Louis	52	57	-5					1												
	71	3/14/1986		5 semi		1	Baldwin	46	60	-14		-												1			
27	72	3/11/1987		1		1	Kapaa	80	62	18				1													
	73	3/12/1987		qtr		1	Moanalua (1)	91	87	4					1												
	74	3/13/1987		semi		1	University	51	56	-5							1										
	75	3/14/1987		3rd		1	Maryknoll	55	87	-32		4														1	
28	76	3/9/1988		1		1	Farrington	58	67	-9				1													
	77	3/10/1988		cons		1	Kapaa	66	59	7												1					
	78	3/12/1988		cons		1	Kahuku	71	73	-2		-											1				
29	79	3/8/1990	3	qtr		1	Iolani	52	59	-7					1												
	80	3/9/1990		5 semi	1		Moanalua	63	39	24														1			

Hilo

App	Game	Date	Seed	Round	W	L	Opponent	PF	PA	Pt Diff	OT	Finish	1st Rd		Qtrs		Semi		Final		Consol		5th PI Cons		3rd PI Cons	
													W	L	W	L	W	L	W	L	W	L	W	L	W	L
	81	3/10/1990		5th	1		Roosevelt	64	55	9		5											1			
30	82	3/7/1991	2	qtr	1		Kahuku	73	72	1					1											
	83	3/8/1991		semi	1		Kamehameha (3)	49	46	3						1										
	84	3/9/1991		final	1		Kalaheo (1)	59	44	15		1						1								
31	85	3/5/1992	3	qtr	1		Punahou	63	62	1				1												
	86	3/6/1992		semi	1		Kalaheo (2)	52	51	1	2					1										
	87	3/7/1992		final		1	Kamehameha (1)	73	76	-3	3	2								1						
32	88	3/4/1993	2	qtr	1		Kalaheo	63	60	3				1												
	89	3/5/1993		semi		1	Kaimuki (3)	53	56	-3							1									
	90	3/6/1993		3rd		1	Punahou	66	70	-4		4														1
33	91	3/10/1994	4	qtr		1	Kamehameha	71	78	-7						1										
	92	3/11/1994		5 semi		1	Kahuku	64	75	-11		-											1			
34	93	3/2/1995	4	qtr	1		Punahou	76	66	10				1												
	94	3/3/1995		semi		1	Kalaheo (1)	68	87	-19							1									
	95	3/4/1995		3rd		1	Waiakea	63	69	-6	1	4														1
35	96	2/29/1996	2	qtr		1	Moanalua	51	59	-8						1										
	97	3/1/1996		5 semi	1		Kahuku	101	87	14	1												1			
	98	3/2/1996		5th	1		Kaiser	59	58	1		5											1			
36	99	2/20/1997	4	qtr	1		Seabury Hall	56	49	7				1												
	100	2/21/1997		semi		1	Iolani (1)	48	64	-16							1									
	101	2/22/1997		3rd		1	Kalaheo	60	70	-10		4														1
37	102	2/18/1998		1		1	Moanalua	43	74	-31				1												
	103	2/19/1998		cons	1		Waimea	86	65	21											1					
	104	2/21/1998		cons		1	Mililani	65	72	-7		-										1				
38	105	2/23/2000	1	qtr	1		Iolani	61	41	20					1											
	106	2/24/2000		semi	1		Baldwin (4)	58	46	12						1										
	107	2/25/2000		final	1		St. Louis (2)	68	55	13		1							1							
39	108	3/4/2010	3	qtr		1	Punahou	46	76	-30						1										
	109	3/5/2010		5 semi		1	Moanalua	60	64	-4		-												1		
40	110	2/16/2011		1		1	Kahuku	56	82	-26				1												
	111	2/17/2011		cons		1	Mililani	55	63	-8		-										1				
41	112	2/22/2012		1		1	Moanalua	50	45	5				1												
	113	2/23/2012		qtr		1	Punahou (1)	53	78	-25						1										
	114	2/24/2012		5 semi		1	Leilehua	55	60	-5		-												1		
										0																
		TOTAL			53	61		6492	6479	13			2	4	23	14	7	16	3	4	2	4	9	10	7	9

Honokaa

App	Game	Date	Seed	Round	W	L	Opponent	PF	PA	Pt Diff	OT	Finish	1st Rd		Qtrs		Semi		Final		Consol		5th Pl		3rd Pl	
													W	L	W	L	W	L	W	L	W	L	W	L	W	L
1	1	3/8/1962		qtr		1	Punahou (1)	43	46	-3																
	2	3/9/1962		5 semi	1		Molokai	65	31	34													1			
	3	3/10/1962		5th		1	Waimea	34	53	-19		6												1		
2	4	3/10/1988	3	qtr		1	Maryknoll	42	74	-32						1										
	5	3/11/1988		5 semi	1		Leilehua	62	49	13													1			
	6	3/12/1988		5th		1	Farrington	63	65	-2		6												1		
3	7	3/9/1989	2	qtr	1		Kalaheo	69	51	18					1											
	8	3/10/1989		semi		1	Kamehameha (3)	51	53	-2							1									
	9	3/11/1989		3rd	1		Iolani	76	71	5		3													1	
4	10	2/22/2000		1		1	Kalaheo	53	57	-4				1												
	11	2/23/2000		cons	1		Punahou	65	54	11											1					
	12	2/25/2000		cons		1	Mililani	61	70	-9		-										1				
5	13	2/22/2001	3	qtr	1		Mililani	51	47	4					1											
	14	2/23/2001		semi		1	Iolani (2)	47	49	-2							1									
	15	2/24/2001		3rd	1		St. Louis	50	44	6		3													1	
6	19	2/21/2006		1		1	Kahuku	63	67	-4	1			1												
	20	2/23/2006		cons		1	Waimea	27	35	-8												1				
7	21	2/20/2007		1		1	Kalaheo	37	47	-10				1												
	22	2/22/2007		cons	1		Radford	47	38	9												1				
	23	2/23/2007		cons	1		Campbell	47	43	4		cons										1				
8	24	2/16/2008		playin		1	KS Kapalama	27	50	-23		-		1												
										0																
		TOTAL			9	12		1080	1094	-14			0	4	2	2	0	2	0	0	3	2	2	2	2	0

Iolani

App	Game	Date	Seed	Round	W	L	Opponent	PF	PA	Pt Diff	OT	Finish	1st Rd		Qtrs		Semi		Final		Consol		5th PI Cons		3rd PI Cons	
													W	L	W	L	W	L	W	L	W	L	W	L	W	L
1	1	3/6/1975	3	qtr		1	Kalani	50	56	-6																
	2	3/7/1975		5 semi	1		Kapaa	63	50	13													1			
	3	3/8/1975		5th	1		Baldwin	58	56	2		5											1			
2	4	3/9/1983		1	1		Pearl City	71	47	24			1													
	5	3/10/1983		qtr	1		Maui (4)	70	40	30				1												
	6	3/11/1983		semi	1		Farrington (1)	76	69	7					1											
	7	3/12/1983		final	1		Leilehua	62	46	16		1														
3	8	3/8/1989		1	1		St. Joseph	66	43	23			1													
	9	3/9/1989		qtr	1		Lahainaluna (4)	58	39	19				1												
	10	3/10/1989		semi		1	Radford (1)	42	43	-1						1										
	11	3/11/1989		3rd		1	Honokaa	71	76	-5		4														1
4	12	3/7/1990		1	1		Castle	55	52	3			1													
	13	3/8/1990		qtr	1		Hilo (3)	59	52	7				1												
	14	3/9/1990		semi		1	Maui	41	51	-10						1										
	15	3/10/1990		3rd		1	Baldwin	56	60	-4		4														1
5	16	3/10/1994	2	qtr	1		Moanalua	62	50	12				1												
	17	3/11/1994		semi	1		Baldwin (3)	63	37	26						1										
	18	3/12/1994		final	1		Kamehameha	53	52	1		1														
6	19	2/28/1996		1	1		Konawaena	49	36	13			1													
	20	2/29/1996		qtr	1		Baldwin (4)	38	32	6				1												
	21	3/1/1996		semi		1	Kalaheo (1)	32	40	-8						1										
	22	3/2/1996		3rd		1	St. Louis	52	57	-5		4														1
7	23	2/20/1997	1	qtr	1		Aiea	50	46	4				1												
	24	2/21/1997		semi	1		Hilo (4)	64	48	16						1										
	25	2/22/1997		final		1	Moanalua	57	58	-1		2							1							
8	26	2/19/1998	1	qtr	1		Kaimuki	67	43	24					1											
	27	2/20/1998		semi	1		Maui (4)	66	45	21						1										
	28	2/21/1998		final	1		Kalaheo (2)	62	59	3	2	1						1								
9	29	2/17/1999		1		1	Castle	28	37	-9				1												
	30	2/18/1999		cons	1		Kohala	63	56	7	1										1					
	31	2/20/1999		cons		1	Waianae	34	43	-9		-										1				
10	32	2/22/2000		1	1		Mililani	57	33	24			1													
	33	2/23/2000		qtr		1	Hilo (1)	41	61	-20						1										
	34	2/24/2000		5 semi		1	Radford	57	59	-2		-														1
11	35	2/22/2001	2	qtr	1		Leilehua	65	63	2	1			1												
	36	2/23/2001		semi	1		Honokaa (3)	49	47	2						1										
	37	2/24/2001		final		1	Kalaheo (1)	60	68	-8		2							1							
12	38	2/21/2002	1	qtr	1		Castle	70	57	13				1												
	39	2/22/2002		semi	1		Mililani	62	51	11						1										
	40	2/23/2002		final	1		Kalaheo	58	57	1		1							1							

Iolani

App	Game	Date	Seed	Round	W	L	Opponent	PF	PA	Pt Diff	OT	Finish	1st Rd		Qtrs		Semi		Final		Consol		5th Pl		3rd Pl	
													W	L	W	L	W	L	W	L	W	L	W	L	W	L
	81	2/15/2017		qtr	1		Waiakea (4)	70	37	33					1											
	82	2/16/2017		semi		1	Kahuku (1)	48	51	-3	1					1										
	83	2/17/2017		3rd		1	Lahainaluna	58	60	-2		4														1
										0																
		TOTAL			62	21		4689	3953	736			9	1	20	4	15	5	11	4	1	1	5	2	1	4

Kahuku

App	Game	Date	Seed	Round	W	L	Opponent	PF	PA	Pt Diff	OT	Finish	1st Rd		Qtrs		Semi		Final		Consol		5th PI Cons		3rd PI Cons	
													W	L	W	L	W	L	W	L	W	L	W	L	W	L
	81	2/27/2015		semi		1	Kalaheo	35	36	-1							1									
	82	2/28/2015		3rd		1	Campbell	59	63	-4		4														1
27	83	2/17/2016		1	1		Konawaena	72	40	32			1													
	84	2/18/2016		qtr	1		Kalaheo (2)	72	52	20				1												
	85	2/19/2016		semi		1	Punahou	50	52	-2	1					1										
	86	2/20/2016		3rd	1		Kaiser	64	58	6		3														1
28	87	2/15/2017	1	qtr	1		Kalaheo	87	45	42				1												
	88	2/16/2017		semi	1		Iolani	51	48	3	1				1											
	89	2/17/2017		final	1		Punahou (2)	70	55	15		1					1									
29	90	2/12/2018		1	1		Kailua	54	36	18			1													
	91	2/14/2018		qtr	1		KS Hawaii (4)	62	37	25				1												
	92	2/15/2018		semi	1		Maryknoll (1)	49	43	6					1											
	93	2/16/2018		final		1	Punahou	37	64	-27		2						1								
										0																
		TOTAL			54	39		5331	5133	198			11	5	12	12	5	7	1	4	7	1	14	7	4	3

Kailua

App	Game	Date	Seed	Round	W	L	Opponent	PF	PA	Pt Diff	OT	Finish	1st Rd		Qtrs		Semi		Final		Consol		5th Pl		3rd Pl	
													W	L	W	L	W	L	W	L	W	L	W	L	W	L
1	1	3/3/1960		qtr		1	St. Louis (2)	43	62	-19																
	2	3/4/1960		5 semi		1	Waimea	55	59	-4		-														
2	3	3/9/1961		qtr		1	St. Anthony	49	50	-1						1										
	4	3/10/1961		5 semi	1		Molokai	56	43	13													1			
	5	3/11/1961		5th	1		Waimea	44	41	3		5											1			
3	6	3/4/1965		qtr	1		St. Louis (2)	56	50	6					1											
	7	3/5/1965		semi	1		St. Joseph (3)	48	46	2							1									
	8	3/6/1965		final		1	Kamehameha (1)	49	55	-6		2								1						
4	9	3/7/1968	4	qtr	1		Lanai	50	32	18					1											
	10	3/8/1968		semi		1	St. Louis (1)	39	63	-24									1							
	11	3/9/1968		3rd		1	Kahuku	51	61	-10		4					1									1
5	12	3/2/1972	4	qtr	1		Waimea	69	54	15					1											
	13	3/3/1972		semi	1		Punahou (2)	75	61	14																
	14	3/4/1972		final	1		St. Louis (3)	63	44	19		1							1							
6	15	3/7/1974	4	qtr	1		Damien	54	53	1					1											
	16	3/8/1974		semi	1		Farrington (2)	56	46	10																
	17	3/9/1974		final		1	Punahou (1)	56	73	-17		2														
7	18	3/6/1975	1	qtr	1		Kapaa	68	59	9					1											
	19	3/7/1975		semi	1		Kalani	51	45	6																
	20	3/8/1975		final		1	Punahou (2)	70	77	-7		2														
8	21	3/12/1981		qtr		1	Maryknoll (2)	38	43	-5	2															
	22	3/13/1981		5 semi	1		Hilo	45	43	2																
	23	3/14/1981		5th	1		Kapaa	54	41	13		5												1		
9	24	3/11/1982	1	qtr	1		Kapaa	59	34	25																
	25	3/12/1982		semi	1		University (4)	44	41	3	2															
	26	3/13/1982		final	1		Maryknoll (2)	47	42	5		1														
10	27	3/6/1991		1	1		Kapaa	65	48	17					1											
	28	3/7/1991		qtr		1	Kamehameha (3)	51	60	-9																
	29	3/8/1991		5 semi	1		Kahuku	69	51	18														1		
	30	3/9/1991		5th	1		Roosevelt	41	53	-12		6													1	
11	31	2/17/2016		1		1	Kaiser	35	41	-6				1												
	32	2/18/2016		cons		1	McKinley	33	58	-25		-													1	
12	33	2/13/2017		1		1	Konawaena	55	68	-13		-														
13	34	2/12/2018		1		1	Kahuku	36	54	-18		-			1											
												0														
TOTAL					19	15		1774	1751	23			1	3	6	4	5	1	2	3	0	1	5	2	0	1

Kaimuki

App	Game	Date	Seed	Round	W	L	Opponent	PF	PA	Pt Diff	OT	Finish	1st Rd		Qtrs		Semi		Final		Consol		5th Pl		3rd Pl	
													W	L	W	L	W	L	W	L	W	L	W	L	W	L
	41	2/23/2006		semi	1		Kamehameha	46	41	5	1															
	42	2/24/2006		final		1	Iolani (1)	41	54	-13		2							1							
16	43	2/21/2007	2	qtr	1		St. Louis	53	51	2					1											
	44	2/22/2007		semi	1		KS Hawaii (3)	54	44	10						1										
	45	2/23/2007		final	1		Punahou (1)	61	53	8		1														
17	46	3/4/2009		1	1		Keaau	76	60	16			1													
	47	3/5/2009		qtr	1		Baldwin (4)	64	51	13					1											
	48	3/6/2009		semi		1	KS Kapalama (1)	57	63	-6	3					1										
	49	3/7/2009		3rd		1	Iolani	50	53	-3		4														1
										0																
		TOTAL			25	24		2589	2614	-25			6	6	8	3	3	5	2	1	3	5	0	3	3	1

Kaiser

App	Game	Date	Seed	Round	W	L	Opponent	PF	PA	Pt Diff	OT	Finish	1st Rd		Qtrs		Semi		Final		Consol		5th Pl		3rd Pl	
													W	L	W	L	W	L	W	L	W	L	W	L	W	L
1	1	3/8/1979		qtr		1	Baldwin (4)	57	63	-6																
	2	3/9/1979		5 semi	1		Kapaa	75	49	26												1				
	3	3/10/1979		5th		1	University	68	78	-10		6												1		
2	4	3/11/1982		qtr		1	University (4)	43	65	-22						1										
	5	3/12/1982		5 semi	1		Kapaa	75	57	18													1			
	6	3/13/1982		5th	1		Waiakea	59	42	17		5											1			
3	7	2/28/1996		1	1		Kauai	45	35	10			1													
	8	2/29/1996		qtr		1	Kalaheo (1)	41	44	-3						1										
	9	3/1/1996		5 semi	1		Baldwin	33	32	1													1			
	10	3/2/1996		5th		1	Hilo	58	59	-1		6													1	
4	11	2/19/1997		1		1	Waiakea	37	40	-3				1												
	12	2/21/1997		cons		1	Punahou	41	73	-32		-									1					
5	13	2/17/2016		1	1		Kailua	41	35	6			1													
	14	2/18/2016		qtr	1		Waiakea (4)	77	61	16				1												
	15	2/19/2016		semi		1	Iolani (1)	42	61	-19							1									
	16	2/20/2016		3rd		1	Kahuku	58	64	-6		4														1
												0														
		TOTAL			7	9		850	858	-8			2	1	1	3	0	1	0	0	0	1	4	2	0	1

Kalaheo

App	Game	Date	Seed	Round	W	L	Opponent	PF	PA	Pt Diff	OT	Finish	1st Rd		Qtrs		Semi		Final		Consol		5th PI		3rd PI	
													W	L	W	L	W	L	W	L	W	L	W	L	W	L
	81	2/22/2007		semi		1	Punahou (1)	53	66	-13							1									
	82	2/23/2007		3rd	1		KS Hawaii	82	71	11		3													1	
27	83	2/20/2008		1		1	KS Hawaii	49	55	-6			1													
	84	2/21/2008		cons		1	Campbell	74	75	-1		-									1					
28	85	3/4/2009		1	1		Radford	63	36	27			1													
	86	3/5/2009		qtr		1	KS Kapalama (1)	36	67	-31					1											
	87	3/6/2009		5 semi	1		Baldwin	62	58	4												1				
	88	3/7/2009		5th		1	Punahou	28	51	-23		6												1		
29	89	2/21/2013	2	qtr	1		Mililani	56	32	24				1												
	90	2/22/2013		semi	1		Punahou	55	48	7	1				1											
	91	2/23/2013		final	1		Maryknoll (1)	60	54	6	1	1					1									
30	92	2/19/2014		1		1	Lahainaluna	27	57	-30			1													
	93	2/20/2014		cons	1		Leilehua	41	38	3										1						
	94	2/21/2014		cons		1	Waiakea	32	54	-22		-									1					
31	95	2/25/2015		1	1		Maui	77	65	12			1													
	96	2/26/2015		qtr	1		Punahou (1)	64	48	16					1											
	97	2/27/2015		semi	1		Kahuku	36	35	1						1										
	98	2/28/2015		final	1		Iolani	53	45	8		1					1									
32	99	2/18/2016	2	qtr		1	Kahuku	52	72	-20					1											
	100	2/19/2016		5 semi	1		Lahainaluna	58	51	7												1				
	101	2/20/2016		5th	1		Baldwin	59	50	9	2	5										1				
33	102	2/13/2017		1	1		Maui	83	51	32			1													
	103	2/15/2017		qtr		1	Kahuku (1)	45	87	-42					1											
	104	2/16/2017		5 semi	1		Waiakea	72	70	2												1				
	105	2/17/2017		5th	1		Leilehua	50	43	7		5										1				
34	106	2/14/2018	2	qtr		1	Moanalua	50	52	-2					1											
	107	2/15/2018		5 semi		1	Lahainaluna	50	61	-11		-											1			
										0																
		TOTAL			70	37		5958	5469	489			11	3	18	13	11	7	5	6	1	2	18	5	6	1

Kalani

App	Game	Date	Seed	Round		Opponent	PF	PA	Pt Diff	OT	Finish	1st Rd		Qtrs		Semi		Final		Consol		5th PI Cons		3rd PI Cons														
				W	L							W	L	W	L	W	L	W	L	W	L	W	L															
1	1	3/6/1975		qtr	1	Iolani (3)	56	50	6			1	1																									
	2	3/7/1975		semi	1	Kailua (1)	45	51	-6																													
	3	3/8/1975		3rd	1	Hilo	47	58	-11		4																											1
2	4	3/9/1978		qtr	1	Punahou (2)	47	57	-10																	1												
	5	3/10/1978		5 semi	1	Kalaheo	38	61	-23		-																									1		
3	6	2/17/1999		1	1	Lahainaluna	70	58	12																													
	7	2/18/1999		qtr	1	Waiakea (3)	75	85	-10																		1											
	8	2/19/1999		5 semi	1	Kapaa	62	57	5																											1		
	9	2/20/1999		5th	1	Maui	61	62	-1		6																									1		
											0																											
		TOTAL			3	6		501	539	-38			1	0	1	2	0	1	0	0	0	0	1	2	0	1												

KS Hawaii

App	Game	Date	Seed	Round	W	L	Opponent	PF	PA	Pt Diff	OT	Finish	1st Rd		Qtrs		Semi		Final		Consol		5th PI Cons		3rd PI Cons	
													W	L	W	L	W	L	W	L	W	L	W	L	W	L
1	1	2/22/2006	3	qtr		1	KS Kapalama	45	49	-4																
	2	2/23/2006		5 semi	1		Campbell	59	54	5												1				
	3	2/24/2006		5th		1	Kalaheo	34	54	-20		6											1			
2	4	2/21/2007	3	qtr	1		Iolani	57	54	3					1											
	5	2/22/2007		semi		1	Kaimuki (2)	44	54	-10						1										
	6	2/23/2007		3rd		1	Kalaheo	71	82	-11		4														1
3	7	2/20/2008		1	1		Kalaheo	55	49	6			1													
	8	2/21/2008		qtr	1		KS Maui (4)	52	38	14					1											
	9	2/22/2008		semi	1		Moanalua	51	45	6						1										
	10	2/23/2008		final		1	Punahou	38	41	-3		2						1								
4	11	2/18/2011	3	qtr		1	KS Kapalama	51	80	-29						1										
	12	2/19/2011		5 semi		1	Moanalua	47	62	-15													1			
5	13	2/23/2012	3	qtr	1		AOP	39	37	2	1				1											
	14	2/24/2012		semi		1	Kahuku (2)	50	57	-7							1									
	15	2/25/2012		3rd		1	Baldwin	49	53	-4		4														1
6	16	2/20/2013		1		1	Mililani	68	84	-16			1													
	17	2/21/2013		cons		1	Farrington	56	57	-1		-									1					
7	18	2/25/2015		1		1	Campbell	34	42	-8			1													
	19	2/26/2015		cons		1	Leilehua	35	39	-4		-									1					
8	20	2/14/2018	4	qtr		1	Kahuku	37	62	-25						1										
	21	2/15/2018		5 semi		1	Kapolei	54	57	-3		-											1			
										0																
		TOTAL			6	15		1026	1150	-124			1	2	3	3	1	2	0	1	0	2	1	3	0	2

KS Kapalama (Kamehameha)

App	Game	Date	Seed	Round	W	L	Opponent	PF	PA	Pt Diff	OT	Finish	1st Rd		Qtrs		Semi		Final		Consol		5th Pl		3rd Pl	
													W	L	W	L	W	L	W	L	W	L	W	L	W	L
14	38	3/9/1989	3	qtr	1		McKinley	54	35	19					1											
	39	3/10/1989		semi	1		Honokaa (2)	53	51	2							1									
	40	3/11/1989		final		1	Radford (1)	55	57	-2		2							1							
15	41	3/3/1990		playin	1		Kalaheo	55	47	8		-	1													
	42	3/7/1990		1		1	Maui	71	74	-3			1													
	43	3/9/1990		cons		1	Castle	71	73	-2		-									1					
16	44	3/7/1991	3	qtr	1		Kailua	60	51	9					1											
	45	3/8/1991		semi		1	Hilo (2)	46	49	-3							1									
	46	3/9/1991		3rd		1	Baldwin	46	47	-1		4														1
17	47	3/5/1992	1	qtr	1		Moanalua	49	34	15					1											
	48	3/6/1992		semi	1		Kaimuki	46	42	4							1									
	49	3/7/1992		final	1		Hilo (3)	76	73	3	3	1							1							
18	50	3/9/1994		1	1		Waipahu	67	34	33			1													
	51	3/10/1994		qtr	1		Hilo (4)	78	71	7					1											
	52	3/11/1994		semi	1		Kalaheo (1)	64	62	2							1									
	53	3/12/1994		final		1	Iolani (2)	52	53	-1		2								1						
19	54	2/20/2002		1	1		Kealakehe	30	28	2			1													
	55	2/21/2002		qtr		1	Kalaheo (2)	53	64	-11						1										
	56	2/22/2002		5 semi	1		Lahainaluna	54	51	3	1											1				
	57	2/23/2002		5th		1	Castle	46	48	-2		6											1			
20	58	2/26/2003		1	1		Waiakea	64	52	12			1													
	59	2/27/2003		qtr	1		Kalaheo (4)	60	55	5	1				1											
	60	2/28/2003		semi		1	Iolani (1)	48	53	-5							1									
	61	3/1/2003		3rd		1	Maui	45	48	-3		4														1
21	62	2/25/2004		1	1		McKinley	56	38	18			1													
	63	2/26/2004		qtr		1	Kalaheo (2)	44	55	-11						1										
	64	2/27/2004		5 semi	1		Maui	53	44	9													1			
	65	2/28/2004		5th	1		Kealakehe	59	55	4	1	5											1			
22	66	2/23/2005		1	1		Kaimuki	69	49	20			1													
	67	2/24/2005		qtr		1	Kahuku (2)	47	56	-9						1										
	68	2/25/2005		5 semi		1	Punahou	42	63	-21		-												1		
23	69	2/21/2006		1	1		Lahainaluna	51	49	2			1													
	70	2/22/2006		qtr	1		KS Hawaii (3)	49	45	4					1											
	71	2/23/2006		semi		1	Kaimuki (2)	41	46	-5	1						1									
	72	2/24/2006		3rd	1		Kahuku	66	60	6		3														1
24	73	2/26/2008		playin	1		Honokaa	50	27	23			1													
	74	2/20/2008		1	1		Kahuku	62	57	5																
	75	2/21/2008		qtr		1	Konawaena (2)	53	54	-1						1										
	76	2/22/2008		5 semi	1		Mililani	46	32	14														1		
	77	2/23/2008		5th	1		Iolani	69	49	20		5												1		

KS Kapalama (Kamehameha)

App	Game	Date	Seed	Round	W	L	Opponent	PF	PA	Pt Diff	OT	Finish	1st Rd		Qtrs		Semi		Final		Consol		5th Pl		3rd Pl	
													W	L	W	L	W	L	W	L	W	L	W	L	W	L
25	78	3/5/2009	1	qtr	1		Kalaheo	67	36	31																
	79	3/6/2009		semi	1		Kaimuki	63	57	6	3						1									
	80	3/7/2009		final	1		Kahuku (2)	47	45	2		1														
26	81	3/3/2010		1	1		Campbell	67	53	14			1													
	82	3/4/2010		qtr	1		Moanalua (2)	53	50	3					1											
	83	3/5/2010		semi	1		Punahou	47	43	4						1										
	84	3/6/2010		final		1	Iolani (1)	43	46	-3		2														
27	85	2/16/2011		1	1		Baldwin	86	38	48			1													
	86	2/17/2011		qtr	1		KS Hawaii (3)	80	51	29					1											
	87	2/18/2011		semi	1		AOP	68	54	14						1										
	88	2/19/2011		final	1		Iolani (1)	64	53	11		1														
28	89	2/22/2012		1		1	King Kekaulike	38	43	-5			1													
	90	2/23/2012		cons	1		Pearl City	56	49	7										1						
	91	2/24/2012		cons		1	Kapolei	46	50	-4		-									1					
										0																
TOTAL					66	28		5301	4703	598			13	4	20	5	14	6	7	6	1	2	7	2	3	3

KS Maui

App	Game	Date	Seed	Round	W	L	Opponent	PF	PA	Pt Diff	OT	Finish	1st Rd		Qtrs		Semi		Final		Consol		5th Pl		3rd Pl	
													W	L	W	L	W	L	W	L	W	L	W	L	W	L
1	1	2/23/2005		1		1	Campbell	42	63	-21																
	2	2/24/2005		cons		1	Kauai	35	70	-35		-									1					
2	3	2/21/2007	4	qtr		1	Kalaheo	39	68	-29						1										
	4	2/22/2007		5 semi		1	Moanalua	47	58	-11		-												1		
3	5	2/21/2008	4	qtr		1	KS Hawaii	38	52	-14						1										
	6	2/22/2008		5 semi		1	Iolani	60	81	-21		-												1		
4	7	3/3/2010		1		1	Punahou	45	59	-14				1												
	8	3/4/2010		cons		1	Campbell	63	54	9											1					
	9	3/5/2010		cons		1	Waiakea	53	43	10		cons									1					
5	10	2/12/2018		1		1	Kapolei	34	49	-15		-		1												
										0																
TOTAL								456	597	-141			0	3	0	2	0	0	0	0	2	1	0	2	0	0

Kapaa

App	Game	Date	Seed	Round	W	L	Opponent	PF	PA	Pt Diff	OT	Finish	1st Rd		Qtrs		Semi		Final		Consol		5th PI Cons		3rd PI Cons		
													W	L	W	L	W	L	W	L	W	L	W	L	W	L	W
	41	3/4/1993		cons		1	Waiakea	43	73	-30		-															
18	42	3/9/1994		1		1	Moanalua	34	40	-6			1														
	43	3/11/1994		cons		1	Konawaena	65	69	-4		-										1					
19	44	2/19/1997		1		1	Aiea	55	58	-3	1		1														
	45	2/20/1997		cons	1		Waipahu	52	40	12											1						
	46	2/22/1997		cons		1	Punahou	64	78	-14		-										1					
20	47	2/17/1999		1	1		Waianae	45	40	5			1														
	48	2/18/1999		qtr		1	Punahou (1)	31	69	-38					1												
	49	2/19/1999		5 semi		1	Kalani	57	62	-5		-											1				
21	50	2/21/2001		1		1	Leilehua	49	70	-21			1														
	51	2/23/2001		cons		1	Baldwin	45	59	-14		-										1					
										0																	
		TOTAL			11	40		2481	3156	-675			1	10	0	11	0	0	0	0	0	5	9	5	10	0	0

Kapolei

App	Game	Date	Seed	Round	W	L	Opponent	PF	PA	Pt Diff	OT	Finish	1st Rd		Qtrs		Semi		Final		Consol		5th Pl		3rd Pl	
													W	L	W	L	W	L	W	L	W	L	W	L	W	L
1	1	2/22/2012		1		1	Leilehua	43	61	-18																
	2	2/23/2012		cons	1		Moanalua	83	51	32										1						
	3	2/24/2012		cons	1		KS Kapalama	50	46	4		cons								1						
2	4	2/20/2013		1		1	Baldwin	43	57	-14			1													
	5	2/21/2013		cons		1	Moanalua	55	67	-12		-									1					
3	6	2/13/2017		1		1	Leilehua	49	51	-2	1	-		1												
4	7	2/12/2018		1	1		KS Maui	49	34	15			1													
	8	2/14/2018		qtr		1	Maryknoll (1)	42	57	-15					1											
	9	2/15/2018		5 semi	1		KS Hawaii	57	54	3												1				
	10	2/16/2018		5th		1	Lahainaluna	55	57	-2		6											1			
										0																
TOTAL					4	6		526	535	-9			1	3	0	1	0	0	0	0	2	1	1	1	0	0

Kauai

App	Game	Date	Seed	Round	W	L	Opponent	PF	PA	Pt Diff	OT	Finish	1st Rd		Qtrs		Semi		Final		Consol		5th Pl		3rd Pl	
													W	L	W	L	W	L	W	L	W	L	W	L	W	L
1	1	3/5/1964		qtr		1	Kamehameha (2)	50	75	-25																
	2	3/6/1964		5 semi		1	Baldwin	55	60	-5		-												1		
2	3	3/4/1965		qtr		1	St. Joseph (3)	40	65	-25																
	4	3/5/1965		5 semi		1	St. Louis	35	76	-41		-												1		
3	5	3/3/1966		qtr		1	Kamehameha (2)	50	62	-12																
	6	3/4/1966		5 semi		1	Kahuku	64	80	-16		-													1	
4	7	3/2/1967		qtr		1	Kahuku (3)	35	55	-20																
	8	3/3/1967		5 semi	1		Maui	51	46	5													1			
	9	3/4/1967		5th		1	St. Anthony	52	59	-7		6												1		
5	10	3/7/1968		qtr		1	Kahuku (3)	41	48	-7																
	11	3/8/1968		5 semi	1		St. Anthony	53	51	2														1		
	12	3/6/1968		5th		1	Hilo	38	57	-19		6												1		
6	13	3/7/1990		1		1	Radford	53	73	-20			1													
	14	3/8/1990		cons		1	Waiakea	44	60	-16		-										1				
7	15	3/1/1995		1		1	Roosevelt	62	66	-4	2		1													
	16	3/3/1995		cons		1	Aiea	64	74	-10		-										1				
8	17	2/28/1996		1		1	Kaiser	35	45	-10			1													
	18	2/29/1996		cons		1	Konawaena	56	63	-7		-										1				
9	19	2/22/2000		1		1	Radford	40	55	-15			1													
	20	2/24/2000		cons		1	Mililani	60	71	-11		-										1				
10	21	2/23/2005		1		1	Kalaheo	53	66	-13			1													
	22	2/24/2005		cons	1		KS Maui	70	35	35												1				
	23	2/26/2005		cons	1		Waiakea	56	46	10		cons										1				
										0																
		TOTAL			4	19		1157	1388	-231			0	5	0	5	0	0	0	0	2	4	2	5	0	0

Keaau

App	Game	Date	Seed	Round	W	L	Opponent	PF	PA	Pt Diff	OT	Finish	1st Rd		Qtrs		Semi		Final		Consol		5th Pl		3rd Pl	
													W	L	W	L	W	L	W	L	W	L	W	L	W	L
1	1	2/27/2003	3	qtr		1	St. Louis	36	73	-37																
	2	2/28/2003		5 semi		1	Leilehua	41	44	-3		-												1		
2	3	3/4/2009		1		1	Kaimuki	60	76	-16			1													
	4	3/5/2009		cons		1	Radford	53	56	-3	1	-									1					
										0																
		TOTAL			0	4		190	249	-59			0	1	0	1	0	0	0	0	0	1	0	1	0	0

Kealakehe

App	Game	Date	Seed	Round	W	L	Opponent	PF	PA	Pt Diff	OT	Finish	1st Rd		Qtrs		Semi		Final		Consol		5th Pl		3rd Pl		
													W	L	W	L	W	L	W	L	W	L	W	L	W	L	W
1	1	2/20/2002		1		1	Kamehameha	28	30	-2																	
	2	2/22/2002		cons		1	Punahou	58	78	-20		-									1						
2	3	2/26/2004	4	qtr		1	Mililani	62	72	-10						1											
	4	2/27/2004		5 semi		1	Kaimuki	56	39	17												1					
	5	2/28/2004		5th		1	Kamehameha	55	59	-4	1	6											1				
										0																	
		TOTAL				1	4		259	278	-19		0	1	0	1	0	0	0	0	0	1	1	1	1	0	0

King Kekaulike

App	Game	Date	Seed	Round		Opponent	PF	PA	Pt Diff	OT	Finish	1st Rd		Qtrs		Semi		Final		Consol		5th Pl		3rd Pl	
				W	L							W	L	W	L	W	L	W	L	W	L	W	L	W	L
1	1	2/22/2012		1	1	KS Kapalama	43	38	5			1													
	2	2/23/2012		qtr		Kahuku (2)	35	46	-11					1											
	3	2/24/2012		5 semi		AOP	45	60	-15		-												1		
2	4	2/21/2013	3	qtr		Punahou	32	56	-24					1											
	5	2/22/2013		5 semi	1	Mililani	67	50	17													1			
	6	2/23/2013		5th		Baldwin	35	50	-15		6												1		
									0																
		TOTAL			2	4		257	300	-43		1	0	0	2	0	0	0	0	0	0	1	2	0	0

Kohala

App	Game	Date	Seed	Round	W	L	Opponent	PF	PA	Pt Diff	OT	Finish	1st Rd		Qtrs		Semi		Final		Consol		5th Pl		3rd Pl	
													W	L	W	L	W	L	W	L	W	L	W	L	W	L
1	1	3/8/1979		qtr	1		Waipahu (3)	57	56	1																
	2	3/9/1979		semi		1	Moanalua	49	66	-17							1									
	3	3/10/1979		3rd		1	Baldwin	63	68	-5		4														1
2	4	3/10/1983	3	qtr		1	Leilehua	63	65	-2	1					1										
	5	3/11/1983		5 semi		1	Kahuku	61	70	-9		-											1			
3	6	3/8/1984	3	qtr	1		Mililani	60	55	5						1										
	9	3/9/1984		semi		1	Maryknoll (2)	44	70	-26							1									
	10	3/10/1984		3rd		1	Kalaheo	51	61	-10		4														1
4	11	3/6/1991		1		1	Mililani	68	71	-3				1												
	12	3/7/1991		cons		1	Maryknoll	41	55	-14		-										1				
5	13	3/4/1992		1		1	Moanalua	56	60	-4				1												
	14	3/5/1992		cons	1		Kapaa	78	69	9												1				
	15	3/7/1992		cons		1	Baldwin	54	62	-8		-											1			
6	16	2/17/1999		1		1	St. Louis	49	60	-11				1												
	17	2/18/1999		cons		1	Iolani	56	63	-7	1	-											1			
										0																
		TOTAL			3	12		850	951	-101			0	3	2	1	0	2	0	0	1	3	0	1	0	2

Konawaena

App	Game	Date	Seed	Round	W	L	Opponent	PF	PA	Pt Diff	OT	Finish	1st Rd		Qtrs		Semi		Final		Consol		5th PI Cons		3rd PI Cons	
													W	L	W	L	W	L	W	L	W	L	W	L	W	L
1	1	3/9/1994		1		1	Kaimuki	56	71	-15																
	2	3/11/1994		cons	1		Kapaa	69	65	4											1					
	3	3/12/1994		cons		1	Waipahu	60	61	-1		-										1				
2	4	2/28/1996		1		1	Iolani	36	49	-13				1												
	5	2/29/1996		cons	1		Kauai	63	56	7											1					
	6	3/2/1996		cons		1	Campbell	55	65	-10		-										1				
3	7	2/24/2005	4	qtr		1	Campbell	62	69	-7	1					1										
	8	2/25/2005		5 semi		1	Kalaheo	49	55	-6		-											1			
4	9	2/17/2007		playin		1	Saint Louis	42	63	-21		-		1												
5	10	2/21/2008	2	qtr	1		KS Kapalama	54	53	1					1											
	11	2/22/2008		semi		1	Punahou	35	61	-26							1									
	12	2/23/2008		3rd	1		Moanalua (forf.)	2	0	2		3													1	
6	13	2/21/2013	4	qtr	1		Pearl City	44	33	11					1											
	14	2/22/2013		semi		1	Maryknoll (1)	32	45	-13							1									
	15	2/23/2013		3rd		1	Punahou	41	67	-26		4														1
7	16	2/20/2014	4	qtr		1	Campbell	53	58	-5						1										
	17	2/21/2014		5 semi	1		Lahainaluna	69	49	20												1				
	18	2/22/2014		5th	1		Baldwin	52	51	1		5										1				
8	19	2/26/2015	4	qtr		1	Kahuku	45	57	-12						1										
	20	2/27/2015		5 semi		1	Punahou	40	83	-43		-											1			
9	21	2/17/2016		1		1	Kahuku	40	72	-32				1												
	22	2/18/2016		cons		1	Leilehua	31	39	-8		-									1					
10	23	2/13/2017		1	1		Kailua	68	55	13				1												
	24	2/15/2017		qtr		1	Punahou (2)	52	70	-18						1										
	25	2/16/2017		5 semi		1	Leilehua	49	71	-22		-											1			
11	26	2/12/2018		1		1	Moanalua	52	62	-10		-		1												
										0																
		TOTAL			8	18		1251	1480	-229			1	5	2	4	0	2	0	0	2	3	2	3	1	1

Lahainaluna

App	Game	Date	Seed	Round	W	L	Opponent	PF	PA	Pt Diff	OT	Finish	1st Rd		Qtrs		Semi		Final		Consol		5th Pl Cons		3rd Pl Cons	
													W	L	W	L	W	L	W	L	W	L	W	L	W	L
	41	2/20/2014		qtr		1	Iolani (1)	32	54	-22																
	42	2/21/2014		5 semi		1	Konawaena	49	69	-20		-											1			
20	43	2/26/2015	3	qtr		1	Iolani	34	44	-10																
	44	2/27/2015		5 semi	1		Farrington	63	54	9												1				
	45	2/28/2015		5th	1		Punahou	59	54	5		5										1				
21	46	2/17/2016	3	qtr		1	Punahou	47	57	-10																
	47	2/18/2016		5 semi		1	Kalaheo	51	58	-7		-											1			
22	48	2/15/2017	3	qtr	1		Leilehua	44	32	12						1										
	49	2/16/2017		semi		1	Punahou (2)	47	54	-7							1									
	50	2/17/2017		3rd	1		Iolani	60	58	2		3													1	
23	51	2/14/2018	3	qtr		1	Punahou	40	50	-10																
	52	2/15/2018		5 semi	1		Kalaheo	61	50	11												1				
	53	2/16/2018		5th	1		Kapolei	57	55	2		5										1				
										0																
		TOTAL			13	40		2695	3057	-362			2	5	2	16	0	2	0	0	2	4	6	13	1	0

Lanai

App	Game	Date	Seed	Round	W	L	Opponent	PF	PA	Pt Diff	OT	Finish	1st Rd		Qtrs		Semi		Final		Consol		5th Pl		3rd Pl	
													W	L	W	L	W	L	W	L	W	L	W	L	W	L
1	1	2/28/1957		qtr		1	Kaimuki	32	52	-20																
	2	3/1/1957		5 semi	1		Waiialua	48	43	5												1				
	3	3/2/1957		5th		1	Kapaa	46	48	-2		6											1			
2	4	3/7/1968		qtr		1	Kailua (4)	32	50	-18						1								1		
	5	3/8/1968		5 semi		1	Hilo	29	61	-32		-												1		
3	6	3/6/1969		qtr		1	Hilo (2)	27	59	-32						1									1	
	7	3/7/1969		5 semi		1	St. Anthony	43	55	-12		-													1	
4	8	3/5/1970		qtr		1	Farrington (1)	30	41	-11						1										1
	9	3/6/1970		5 semi		1	St. Anthony	44	47	-3		-														1
5	10	3/7/1984		1		1	Mililani	62	83	-21				1												
	11	3/9/1984		cons		1	Waimea	65	75	-10		-									1					
										0																
TOTAL					1	10		458	614	-156			0	1	0	4	0	0	0	0	0	1	1	4	0	0

Laupahoehoe

App	Game	Date	Seed	Round		Opponent	PF	PA	Pt Diff	OT	Finish	1st Rd		Qtrs		Semi		Final		Consol		5th Pl Cons		3rd Pl Cons	
				W	L							W	L	W	L	W	L	W	L	W	L	W	L	W	L
1	1	3/3/1960	3	qtr	1	Waimea	42	40	2					1											
2	2	3/4/1960		semi	1	Saint Louis (2)	34	41	-7						1										
3	3	3/5/1960		3rd	1	Baldwin	42	41	1		3													1	
									0																
		TOTAL			2	1	118	122	-4			0	0	1	0	0	1	0	0	0	0	0	0	1	0

Leilehua

App	Game	Date	Seed	Round	W	L	Opponent	PF	PA	Pt Diff	OT	Finish	1st Rd		Qtrs		Semi		Final		Consol		5th Pl Cons		3rd Pl Cons	
													W	L	W	L	W	L	W	L	W	L	W	L	W	L
	43	2/16/2017		5 semi	1		Konawaena	71	49	22												1				
	44	2/17/2017		5th		1	Kalaheo	43	50	-7		6											1			
										0																
		TOTAL			23	21		2317	2275	42			5	4	2	8	2	0	1	1	4	3	9	5	0	0

Maryknoll

App	Game	Date	Seed	Round	W	L	Opponent	PF	PA	Pt Diff	OT	Finish	1st Rd		Qtrs		Semi		Final		Consol		5th PI Cons		3rd PI Cons	
													W	L	W	L	W	L	W	L	W	L	W	L	W	L
1	1	3/11/1976	2	qtr	1		Baldwin	66	49	17																
	2	3/12/1976		semi	1		Pearl City	48	41	7							1									
	3	3/13/1976		final		1	Kamehameha (3)	39	46	-7		2							1							
2	4	3/12/1981	2	qtr	1		Kailua	43	38	5	2				1											
	5	3/13/1981		semi	1		Castle	44	43	1							1									
	6	3/14/1981		final		1	Punahou (4)	40	41	-1		2							1							
3	7	3/11/1982	2	qtr	1		Waiakea	67	28	39					1											
	8	3/12/1982		semi	1		Baldwin	62	48	14							1									
	9	3/13/1982		final		1	Kailua (1)	42	47	-5		2							1							
4	10	3/8/1984	2	qtr	1		Pearl City	61	27	34					1											
	11	3/9/1984		semi	1		Kohala (3)	70	44	26							1									
	12	3/10/1984		final	1		Maui (4)	55	44	11		1							1							
5	13	3/7/1985	2	qtr	1		Waipahu	55	53	2	2					1										
	14	3/8/1985		semi		1	Radford	55	70	-15								1								
	15	3/9/1985		3rd	1		Kamehameha	57	54	3		3													1	
6	16	3/13/1986	1	qtr	1		Moanalua	58	57	1					1											
	17	3/14/1986		semi	1		Pearl City	47	33	14							1									
	18	3/15/1986		final		1	St. Louis	31	37	-6		2							1							
7	19	3/12/1987	2	qtr	1		Kalaheo	49	34	15					1											
	20	3/13/1987		semi		1	Punahou	36	37	-1							1									
	21	3/14/1987		3rd	1		Hilo	87	55	32		3													1	
8	22	3/9/1988		1	1		Kahuku	84	51	33			1													
	23	3/10/1988		qtr	1		Honokaa (3)	74	42	32					1											
	24	3/11/1988		semi	1		Kamehameha	47	30	17							1									
	25	3/12/1988		final		1	University (1)	36	38	-2		2							1							
9	26	3/6/1991		1		1	Roosevelt	48	61	-13					1											
	27	3/7/1991		cons	1		Kohala	55	41	14											1					
	28	3/8/1991		cons	1		Kapaa	68	55	13		cons									1					
10	29	2/21/2013	1	qtr	1		Baldwin	64	54	10					1											
	30	2/22/2013		semi	1		Konawaena (4)	45	32	13							1									
	31	2/23/2013		final		1	Kalaheo (2)	54	60	-6	1	2							1							
11	32	2/19/2014		1	1		Moanalua	59	54	5					1											
	33	2/20/2014		qtr	1		Baldwin (3)	66	61	5						1										
	34	2/21/2014		semi		1	Farrington (2)	57	63	-6								1								
	35	2/22/2014		3rd	1		Campbell	73	63	10		3													1	
12	36	2/14/2018	1	qtr	1		Kapolei	57	42	15					1											
	37	2/15/2018		semi		1	Kahuku	43	49	-6								1								
	38	2/16/2018		3rd	1		Moanalua	67	52	15		3														1
										0																
		TOTAL			27	11		2109	1774	335			2	1	11	0	7	4	1	6	2	0	0	0	4	0

Maui

App	Game	Date	Seed	Round	W	L	Opponent	PF	PA	Pt Diff	OT	Finish	1st Rd		Qtrs			Semi		Final		Consol		5th PI Cons		3rd PI Cons		
													W	L	W	L	W	L	W	L	W	L	W	L	W	L	W	L
1	1	3/4/1965		qtr		1	Hilo (4)	47	72	-25																		
	2	3/5/1965		5 semi	1		Radford	50	45	5														1				
	3	3/6/1965		5th		1	St. Louis	59	76	-17		6													1			
2	4	3/2/1967		qtr		1	Hilo (2)	60	86	-26																		
	5	3/3/1967		5 semi		1	Kauai	46	51	-5		-														1		
3	6	3/10/1983	4	qtr		1	Iolani	40	72	-32																		
	7	3/11/1983		5 semi		1	St. Louis	33	52	-19		-														1		
4	8	3/8/1984	4	qtr	1		Waipahu	40	36	4				1														
	9	3/9/1984		semi	1		Kalaheo (1)	54	48	6						1												
	10	3/10/1984		final		1	Maryknoll (2)	44	55	-11		2							1									
5	11	3/7/1985	3	qtr		1	Radford	51	70	-19																		
	12	3/8/1985		5 semi		1	Waipahu	45	71	-26		-														1		
6	13	3/7/1990		1	1		Kamehameha	74	71	3			1															
	14	3/8/1990		qtr	1		Moanalua (2)	62	59	3	1																	
	15	3/9/1990		semi	1		Iolani	51	41	10							1											
	16	3/10/1990		final		1	Punahou (1)	58	68	-10		2								1								
7	17	2/19/1998	4	qtr	1		Moanalua	67	61	6																		
	18	2/20/1998		semi		1	Iolani (1)	45	66	-21																		
	19	2/21/1998		3rd		1	St. Louis	45	77	-32		4															1	
8	20	2/18/1999	4	qtr		1	St. Louis	47	53	-6																		
	21	2/19/1999		5 semi	1		Castle	59	43	16																1		
	22	2/20/1999		5th	1		Kalani	62	61	1		5													1			
9	23	2/22/2001	4	qtr		1	St. Louis	32	39	-7																		
	24	2/23/2001		5 semi		1	Punahou	48	59	-11		-														1		
10	25	2/27/2003	2	qtr	1		Leilehua	68	49	19																		
	26	2/28/2003		semi		1	St. Louis	49	59	-10																		
	27	3/1/2003		3rd	1		Kamehameha	48	45	3		3															1	
11	28	2/26/2004	3	qtr		1	Punahou	55	74	-19																		
	29	2/27/2004		5 semi		1	Kamehameha	44	53	-9		-														1		
12	30	2/25/2015		1		1	Kalaheo	65	77	-12				1														
	31	2/26/2015		cons		1	Moanalua	66	75	-9		-												1				
13	32	2/13/2017		1		1	Kalaheo	51	83	-32		-																
										0																		
TOTAL					11	21		1665	1947	-282			1	2	4	7	2	2	0	2	0	1	3	6	1	1		

McKinley

App	Game	Date	Seed	Round	W	L	Opponent	PF	PA	Pt Diff	OT	Finish	1st Rd		Qtrs		Semi		Final		Consol		5th PI Cons		3rd PI Cons	
													W	L	W	L	W	L	W	L	W	L	W	L	W	L
1	1	3/8/1989		1	1		Baldwin	69	42	27			1													
	2	3/9/1989		qtr		1	Kamehameha (3)	35	54	-19					1											
	3	3/10/1989		5 semi		1	Kalaheo	42	44	-2		-											1			
2	4	2/25/2004		1		1	Kamehameha	38	56	-18			1													
	5	2/27/2004		cons	1		Waiakea	66	65	1										1						
	6	2/28/2004		cons		1	Baldwin	55	57	-2	1	-									1					
3	7	2/17/2016		1		1	Baldwin	40	43	-3			1													
	8	2/18/2016		cons	1		Kailua	58	33	25										1						
	9	2/19/2016		cons	1		Leilehua	45	41	4		cons								1						
4	10	2/12/2018		1		1	Punahou	39	59	-20		-	1													
										0																
TOTAL					4	6		487	494	-7			1	3	0	1	0	0	0	0	3	1	0	1	0	0

Mililani

App	Game	Date	Seed	Round	W	L	Opponent	PF	PA	Pt Diff	OT	Finish	1st Rd		Qtrs		Semi		Final		Consol		5th Pl		3rd Pl	
													W	L	W	L	W	L	W	L	W	L	W	L	W	L
	41	2/20/2014		qtr		1	Farrington (2)	44	46	-2						1										
	42	2/21/2014		5 semi		1	Baldwin	54	63	-9		-											1			
										0																
		TOTAL			18	24		2386	2490	-104			8	5	2	7	0	2	0	0	6	2	2	6	0	2

Moanalua

App	Game	Date	Seed	Round	W	L	Opponent	PF	PA	Pt Diff	OT	Finish	1st Rd		Qtrs		Semi		Final		Consol		5th PI Cons		3rd PI Cons	
													W	L	W	L	W	L	W	L	W	L	W	L	W	L
	41	2/22/2007		5 semi	1		KS Maui	58	47	11												1				
	42	2/23/2007		5th		1	Iolani	57	55	2		6												1		
13	43	2/20/2008		1	1		Campbell	65	43	22			1													
	44	2/21/2008		qtr	1		Iolani (1)	58	55	3				1												
	45	2/22/2008		semi		1	KS Hawaii	45	51	-6						1										
	46	2/23/2008		3rd		1	Konawaena	0	2	-2		(vacated)													1	
14	47	3/4/2010	2	qtr		1	KS Kapalama	50	53	-3						1										
	48	3/5/2010		5 semi	1		Hilo	64	60	4													1			
	49	3/6/2010		5th		1	Mililani	67	71	-4	1	6												1		
15	50	2/17/2011	2	qtr		1	AOP	50	51	-1	1					1										
	51	2/18/2011		5 semi	1		KS Hawaii	62	47	15													1			
	52	2/19/2011		5th		1	Radford	40	41	-1		6												1		
16	53	2/22/2012		1		1	Hilo	45	50	-5				1												
	54	2/23/2012		cons		1	Kapolei	51	83	-32		-										1				
17	55	2/20/2013		1		1	Pearl City	60	68	-8	1															
	56	2/21/2013		cons	1		Kapolei	67	55	12												1				
	57	2/22/2013		cons		1	Farrington	64	75	-11		-											1			
18	58	2/19/2014		1		1	Maryknoll	54	59	-5				1												
	59	2/20/2014		cons		1	Waiakea	49	52	-3		-											1			
19	60	2/25/2015		1		1	Kahuku	48	49	-1				1												
	61	2/26/2015		cons	1		Maui	75	66	9												1				
	62	2/27/2015		cons	1		Leilehua	52	42	10		cons										1				
20	63	2/13/2017		1		1	Iolani	43	59	-16		-														
21	64	2/12/2018		1	1		Konawaena	62	52	10				1												
	65	2/14/2018		qtr	1		Kalaheo (2)	52	50	2					1											
	66	2/15/2018		semi		1	Punahou	69	75	-6						1										
	67	2/16/2018		3rd		1	Maryknoll	52	67	-15		4													1	
										0																
		TOTAL			34	33		3843	3779	64			11	5	6	10	3	3	2	1	3	3	9	8	0	3

Nanakuli

App	Game	Date	Seed	Round	W	L	Opponent	PF	PA	Pt Diff	OT	Finish	1st Rd		Qtrs		Semi		Final		Consol		5th Pl Cons		3rd Pl Cons	
													W	L	W	L	W	L	W	L	W	L	W	L	W	L
1	1	3/10/1977		qtr		1	St. Louis (4)	52	58	-6						1										
	2	3/11/1977		5 semi		1	Kapaa	38	40	-2													1			
										0																
		TOTAL			0	2		90	98	-8			0	0	0	1	0	0	0	0	0	0	0	1	0	0

Pearl City

App	Game	Date	Seed	Round	W	L	Opponent	PF	PA	Pt Diff	OT	Finish	1st Rd		Qtrs		Semi		Final		Consol		5th PI Cons		3rd PI Cons	
													W	L	W	L	W	L	W	L	W	L	W	L	W	L
1	1	3/11/1976		qtr	1		Hilo (4)	41	39	2	1															
	2	3/12/1976		semi		1	Maryknoll (2)	41	48	-7							1									
	3	3/13/1976		3rd		1	Kalaheo	51	61	-10		4														1
2	4	3/9/1983		1		1	Iolani	47	71	-24			1													
	5	3/10/1983		cons	1		Waiakea	60	44	16											1					
	6	3/12/1983		cons	1		Kapaa	69	49	20		cons									1					
3	7	3/7/1984		1	1		Waimea	57	41	16			1													
	8	3/8/1984		qtr		1	Maryknoll (2)	27	61	-34					1											
	9	3/9/1984		5 semi	1		Mililani	49	43	6													1			
	10	3/10/1984		5th		1	Punahou	42	48	-6	1	6												1		
4	11	3/12/1986		1	1		St. Joseph	54	47	7			1													
	12	3/13/1986		qtr	1		Lahainaluna (4)	49	47	2				1												
	13	3/14/1986		semi		1	Maryknoll (1)	33	47	-14						1										
	14	3/15/1986		3rd		1	Kalaheo	52	60	-8	4	4														1
5	15	3/4/1992		1		1	Punahou	43	59	-16			1													
	16	3/6/1992		cons		1	Baldwin	54	74	-20		-									1					
6	17	2/22/2012		1		1	AOP	26	46	-20			1													
	18	2/23/2012		cons		1	KS Kapalama	49	56	-7											1					
7	19	2/20/2013		1	1		Moanalua	68	60	8	1		1													
	20	2/21/2013		qtr		1	Konawaena (4)	33	44	-11					1											
	21	2/22/2013		5 semi		1	Baldwin	49	58	-9													1			
										0																
		TOTAL			8	13		994	1103	-109			3	3	2	2	0	2	0	0	2	2	1	2	0	2

Punahou

App	Game	Date	Seed	Round	W	L	Opponent	PF	PA	Pt Diff	OT	Finish	1st Rd		Qtrs		Semi		Final		Consol		5th Pl		3rd Pl	
													W	L	W	L	W	L	W	L	W	L	W	L	W	L
	41	3/7/1975		semi	1		Hilo	69	40	29							1									
	42	3/8/1975		final	1		Kailua (1)	77	70	7		1						1								
15	43	3/10/1977	2	qtr	1		Baldwin	59	40	19					1											
	44	3/11/1977		semi	1		Hilo	63	45	18							1									
	45	3/12/1977		final		1	Radford (1)	46	48	-2		2							1							
16	46	3/9/1978	2	qtr	1		Kalani	57	47	10					1											
	47	3/10/1978		semi	1		Baldwin (3)	45	41	4							1									
	48	3/11/1978		final		1	University (4)	63	65	-2	1	2							1							
17	49	3/8/1979	1	qtr	1		Kapaa	77	29	48					1											
	50	3/9/1979		semi	1		Baldwin (4)	58	48	10							1									
	51	3/10/1979		final	1		Moanalua	60	28	32		1							1							
18	52	3/6/1980	3	qtr	1		Waianae	68	55	13					1											
	53	3/7/1980		semi	1		Waipahu (2)	63	54	9							1									
	54	3/8/1980		final	1		University (1)	73	60	13		1							1							
19	55	3/12/1981	4	qtr	1		Lahainaluna	64	49	15					1											
	56	3/13/1981		semi	1		Moanalua (1)	59	58	1	3						1									
	57	3/14/1981		final	1		Maryknoll (2)	41	40	1		1							1							
20	58	3/3/1984		playin	1		Farrington	74	72	2				1												
	59	3/7/1984		1	1		Hilo	70	35	35				1												
	60	3/8/1984		qtr		1	Kalaheo (1)	41	43	-2						1										
	61	3/9/1984		5 semi	1		Waipahu	46	43	3	2											1				
	62	3/10/1984		5th	1		Pearl City	48	42	6	1	5										1				
21	63	3/2/1985		playin	1		Kahuku	74	42	32				1												
	64	3/6/1985		1	1		Baldwin	55	47	8				1												
	65	3/7/1985		qtr		1	Kalaheo (1)	52	63	-11						1										
	66	3/8/1985		5 semi	1		Hilo	71	64	7												1				
	67	3/9/1985		5th		1	Waipahu	60	65	-5		6												1		
22	68	3/7/1987		playin	1		Radford	67	44	23				1												
	69	3/11/1987		1	1		Kahuku	45	37	8				1												
	70	3/12/1987		qtr	1		Waiakea (3)	39	29	10					1											
	71	3/13/1987		semi	1		Maryknoll (2)	37	36	1							1									
	72	3/14/1987		final		1	University	43	47	-4		2							1							
23	73	3/8/1990	1	qtr	1		Roosevelt	51	40	11					1											
	74	3/9/1990		semi	1		Baldwin (4)	60	47	13							1									
	75	3/10/1990		final	1		Maui	68	58	10		1							1							
24	76	3/4/1992		1	1		Pearl City	59	43	16				1												
	77	3/5/1992		qtr		1	Hilo (3)	62	63	-1						1										
	78	3/6/1992		5 semi		1	Roosevelt	56	75	-19		-												1		
25	79	3/4/1993	1	qtr	1		Kahuku	68	59	9					1											
	80	3/5/1993		semi		1	Aiea	38	39	-1								1								

Punahou

App	Game	Date	Seed	Round	W	L	Opponent	PF	PA	Pt Diff	OT	Finish	1st Rd		Qtrs		Semi		Final		Consol		5th PI Cons		3rd PI Cons	
													W	L	W	L	W	L	W	L	W	L	W	L	W	L
	121	3/4/2010		qtr	1		Hilo (3)	76	46	30					1											
	122	3/5/2010		semi		1	KS Kapalama	43	47	-4						1										
	123	3/6/2010		3rd	1		Kahuku	58	56	2		3													1	
38	124	2/23/2012	1	qtr	1		Hilo	78	53	25				1												
	125	2/24/2012		semi	1		Baldwin (4)	59	41	18					1											
	126	2/25/2012		final	1		Kahuku (2)	59	52	7		1														
39	127	2/20/2013		1	1		Farrington	63	50	13			1													
	128	2/21/2013		qtr	1		King Kekaulike (3)	56	32	24				1												
	129	2/22/2013		semi		1	Kalaheo (2)	48	55	-7	1					1										
	130	2/23/2013		3rd	1		Konawaena	67	41	26		3													1	
40	131	2/26/2015	1	qtr		1	Kalaheo	48	64	-16					1											
	132	2/27/2015		5 semi	1		Konawaena	83	40	43												1				
	133	2/28/2015		5th		1	Lahainaluna	54	59	-5		6											1			
41	134	2/17/2016		1	1		Leilehua	51	47	4	1		1													
	135	2/18/2016		qtr	1		Lahainaluna (3)	57	47	10				1												
	136	2/19/2016		semi	1		Kahuku	52	50	2	1				1											
	137	2/20/2016		final		1	Iolani (1)	40	45	-5		2							1							
42	138	2/15/2017	2	qtr	1		Konawaena	70	52	18				1												
	139	2/16/2017		semi	1		Lahainaluna (3)	54	47	7					1											
	140	2/17/2017		final		1	Kahuku (1)	55	70	-15		2							1							
43	141	2/12/2018		1	1		McKinley	59	39	20			1													
	142	2/14/2018		qtr	1		Lahainaluna (3)	50	40	10				1												
	143	2/15/2018		semi	1		Moanalua	75	69	6					1											
	144	2/16/2018		final	1		Kahuku	64	37	27		1							1							
										0																
		TOTAL			103	41		8421	7225	1196			17	3	33	7	22	10	11	11	4	1	11	4	6	4

Radford

App	Game	Date	Seed	Round	W	L	Opponent	PF	PA	Pt Diff	OT	Finish	1st Rd		Qtrs		Semi		Final		Consol		5th PI Cons		3rd PI Cons	
													W	L	W	L	W	L	W	L	W	L	W	L	W	L
1	1	3/8/1962	4	qtr	1		Molokai	69	31	38					1											
	2	3/9/1962		semi		1	Punahou (1)	40	42	-2	1						1									
	3	3/10/1962		3rd		1	Hilo	42	48	-6		4													1	
2	4	2/28/1963		qtr		1	Kamehameha (1)	43	62	-19					1											
	5	3/1/1963		5 semi	1		Molokai	56	37	19												1				
	6	3/2/1963		5th	1		St. Anthony	47	45	2		5										1				
3	7	3/4/1965		qtr		1	Kamehameha (1)	50	71	-21					1											
	8	3/5/1965		5 semi		1	Maui	45	50	-5		-											1			
4	9	3/6/1969	4	qtr	1		St. Joseph	58	33	25				1												
	10	3/7/1969		semi	1		Punahou (1)	51	49	2						1										
	11	3/8/1969		final	1		Kamehameha (3)	66	51	15		1						1								
5	12	3/4/1971	2	qtr	1		Lahainaluna	82	59	23				1												
	13	3/5/1971		semi	1		Punahou (3)	55	53	2						1										
	14	3/6/1971		final	1		Kamehameha (1)	51	50	1		1						1								
6	15	3/2/1972	1	qtr	1		Baldwin	61	43	18				1												
	16	3/3/1972		semi		1	St. Louis (3)	49	55	-6							1									
	17	3/4/1972		3rd	1		Punahou	56	55	1		3												1		
7	18	3/8/1973	1	qtr	1		Waimea	63	48	15				1												
	19	3/9/1973		semi		1	Hilo (3)	49	51	-2							1									
	20	3/10/1973		3rd		1	Punahou	51	59	-8		4													1	
8	21	3/7/1974	3	qtr	1		St. Joseph	67	55	12				1												
	22	3/8/1974		semi		1	Punahou (1)	46	52	-6							1									
	23	3/9/1974		3rd	1		Farrington	45	39	6		3												1		
9	24	3/10/1977	1	qtr	1		Kapaa	57	29	28				1												
	25	3/11/1977		semi	1		St. Louis (4)	54	38	16						1										
	26	3/12/1977		final	1		Punahou (2)	48	46	2		1						1								
10	27	3/9/1978	1	qtr	1		Kapaa	57	41	16				1												
	28	3/10/1978		semi		1	University (4)	59	75	-16							1									
	29	3/11/1978		3rd		1	Baldwin	58	71	-13		4													1	
11	30	3/11/1982	3	qtr		1	Baldwin	55	59	-4					1											
	31	3/12/1982		5 semi		1	Waiakea	50	54	-4		-											1			
12	32	3/6/1985		1	1		Waimea	70	45	25			1													
	33	3/7/1985		qtr	1		Maui (3)	70	51	19				1												
	34	3/8/1985		semi	1		Maryknoll (2)	70	55	15						1										
	35	3/9/1985		final		1	Kalaheo (1)	55	57	-2		2							1							
13	36	3/7/1987		playin		1	Punahou	44	67	-23		-														
14	37	3/5/1988		playin		1	Kamehameha	66	69	-3		-		1												
15	38	3/9/1989	1	qtr	1		St. Louis	78	59	19				1												
	39	3/10/1989		semi	1		Iolani	43	42	1							1									
	40	3/11/1989		final	1		Kamehameha (3)	57	55	2		1							1							

Radford

App	Game	Date	Seed	Round	W	L	Opponent	PF	PA	Pt Diff	OT	Finish	1st Rd		Qtrs		Semi		Final		Consol		5th PI Cons		3rd PI Cons	
													W	L	W	L	W	L	W	L	W	L	W	L	W	L
16	41	3/7/1990		1	1		Kauai	73	53	20			1													
	42	3/8/1990		qtr		1	Baldwin (4)	50	55	-5						1										
	43	3/9/1990		5 semi		1	Roosevelt	37	58	-21		-											1			
17	44	2/22/2000		1	1		Kauai	55	40	15			1													
	45	2/23/2000		qtr		1	Baldwin (4)	32	35	-3						1										
	46	2/24/2000		5 semi	1		Iolani	59	57	2													1			
	47	2/25/2000		5th		1	Kalaheo	43	49	-6		6												1		
18	48	2/20/2007		1		1	Moanalua	71	73	-2	1			1												
	49	2/22/2007		cons		1	Honokaa	38	47	-9		-									1					
19	50	3/4/2009		1		1	Kalaheo	36	63	-27				1												
	51	3/5/2009		cons	1		Keaau	56	53	3	1										1					
	52	3/6/2009		cons		1	Lahainaluna	33	47	-14		-										1				
20	53	2/16/2011		1	1		Mililani	52	50	2			1													
	54	2/17/2011		qtr		1	Iolani (1)	24	64	-40						1										
	55	2/18/2011		5 semi	1		Lahainaluna	63	47	16													1			
	56	2/19/2011		5th	1		Moanalua	41	40	1		5											1			
										0																
		TOTAL			31	25		2996	2882	114			4	4	10	6	5	5	4	1	1	2	5	4	2	3

Roosevelt

App	Game	Date	Seed	Round	W	L	Opponent	PF	PA	Pt Diff	OT	Finish	1st Rd		Qtrs		Semi		Final		Consol		5th Pl		3rd Pl	
													W	L	W	L	W	L	W	L	W	L	W	L	W	L
1	1	3/8/1973	4	qtr		1	Leilehua	44	49	-5																
	2	3/9/1973		5 semi	1		Baldwin	45	37	8													1			
	3	3/10/1973		5th		1	Kamehameha	47	59	-12		6												1		
2	4	3/7/1990		1	1		Waiakea	40	39	1			1													
	5	3/8/1990		qtr		1	Punahou (1)	40	51	-11						1										
	6	3/9/1990		5 semi	1		Radford	58	37	21													1			
	7	3/10/1990		5th		1	Hilo	55	64	-9		6												1		
3	8	3/6/1991		1	1		Maryknoll	61	48	13			1													
	9	3/7/1991		qtr		1	Baldwin (4)	37	41	-4						1										
	10	3/8/1991		5 semi	1		Mililani	70	55	15													1			
	11	3/9/1991		5th	1		Kailua	53	41	12		5											1			
4	12	3/4/1992		1	1		Baldwin	77	67	10			1													
	13	3/5/1992		qtr		1	Kalaheo (2)	38	50	-12						1										
	14	3/6/1992		5 semi	1		Punahou	75	56	19													1			
	15	3/7/1992		5th		1	Molokai	80	82	-2		6												1		
5	16	3/1/1995		1	1		Kauai	66	62	4	1		1													
	17	3/2/1995		qtr		1	St. Louis (2)	38	48	-10						1										
	18	3/3/1995		5 semi	1		Baldwin	65	59	6													1			
	19	3/4/1995		5th		1	Punahou	66	80	-14		6												1		
6	20	2/23/2000	3	qtr	1		Lahainaluna	57	39	18					1											
	21	2/24/2000		semi		1	St. Louis (2)	55	58	-3	1						1									
	22	2/25/2000		3rd	1		Baldwin	54	40	14		3													1	
7	23	2/16/2011		1		1	AOP	46	53	-7			1													
	24	2/17/2011		cons	1		Baldwin	39	36	3											1					
	25	2/18/2011		cons		1	Mililani	60	64	-4		-										1				
										0																
		TOTAL			13	12		1366	1315	51			4	1	1	5	0	1	0	0	1	1	6	4	1	0

Saint Louis

App	Game	Date	Seed	Round	W	L	Opponent	PF	PA	Pt Diff	OT	Finish	1st Rd		Qtrs		Semi		Final		Consol		5th PI Cons		3rd PI Cons									
													W	L	W	L	W	L	W	L	W	L	W	L	W	L	W	L	W	L				
	41	3/9/1989		qtr		1	Radford (1)	59	78	-19						1																		
	42	3/10/1989		5 semi	1		Lahainaluna	58	45	13													1											
	43	3/11/1989		5th		1	Kalaheo	46	57	-11		6												1										
14	44	3/3/1993		1	1		Leilehua	49	38	11			1																					
	45	3/4/1993		qtr		1	Kaimuki (3)	37	40	-3					1																			
	46	3/5/1993		5 semi		1	Kalaheo	34	54	-20		-												1										
15	47	3/2/1995	2	qtr	1		Roosevelt	48	38	10					1																			
	48	3/3/1995		semi	1		Waiakea	55	44	11						1																		
	49	3/4/1995		final		1	Kalaheo (1)	42	49	-7		2							1															
16	50	2/29/1996	3	qtr	1		Kahuku	63	54	9					1																			
	51	3/1/1996		semi		1	Moanalua	41	51	-10							1																	
	52	3/2/1996		3rd	1		Iolani	57	52	5		3													1									
17	53	2/18/1998		1	1		Mililani	43	41	2			1																					
	54	2/19/1998		qtr	1		Waiakea (3)	60	47	13					1																			
	55	2/20/1998		semi		1	Kalaheo (2)	56	65	-9							1																	
	56	2/21/1998		3rd	1		Maui	77	45	32		3													1									
18	57	2/17/1999		1	1		Kohala	60	49	11			1																					
	58	2/18/1999		qtr	1		Maui (4)	53	47	6					1																			
	59	2/19/1999		semi		1	Kalaheo (1)	51	60	-9							1																	
	60	2/20/1999		3rd	1		Waiakea	57	39	18		3													1									
19	61	2/23/2000	2	qtr	1		Kalaheo	59	58	1	1				1																			
	62	2/24/2000		semi	1		Roosevelt	58	55	3	1						1																	
	63	2/25/2000		final		1	Hilo (1)	55	68	-13		2							1															
20	64	2/21/2001		1	1		Waiakea	54	39	15			1																					
	65	2/22/2001		qtr	1		Maui (4)	39	32	7					1																			
	66	2/23/2001		semi		1	Kalaheo (1)	44	52	-8							1																	
	67	2/24/2001		3rd		1	Honokaa	44	50	-6		4														1								
21	68	2/26/2003		1	1		Kaimuki	47	45	2			1																					
	69	2/27/2003		qtr	1		Keaau (3)	73	36	37					1																			
	70	2/28/2003		semi	1		Maui (2)	59	49	10							1																	
	71	3/1/2003		final		1	Iolani (1)	37	61	-24		2							1															
22	72	2/21/2006		1		1	Campbell	63	64	-1				1																				
	73	2/23/2006		cons	1		Lahainaluna	79	54	25											1													
	74	2/24/2006		cons	1		Waimea	79	55	24		cons									1													
23	75	2/17/2007		playin	1		Konawaena	63	42	21			1																					
	76	2/20/2007		1	1		Campbell	50	30	20																								
	77	2/21/2007		qtr		1	Kaimuki (2)	51	53	-2					1																			
	78	2/22/2007		5 semi		1	Iolani	39	41	-2		-												1										
										0																								
TOTAL													57	21			4305	3704	601		11	1	17	5	12	5	6	6	2	0	5	3	4	1

Seabury Hall

App	Game	Date	Seed	Round	W	L	Opponent	PF	PA	Pt Diff	OT	Finish	1st Rd		Qtrs		Semi		Final		Consol		5th Pl		3rd Pl	
													W	L	W	L	W	L	W	L	W	L	W	L	W	L
1	1	2/28/1996		1		1	Moanalua	52	69	-17																
	2	3/1/1996		cons		1	Campbell	34	64	-30		-									1					
2	3	2/19/1997		1	1		Waipahu	59	35	24			1													
	4	2/20/1997		qtr		1	Hilo (4)	49	56	-7					1											
	5	2/21/1997		5 semi	1		Aiea	67	56	11												1				
	6	2/22/1997		5th		1	Baldwin	57	69	-12	2	6												1		
3	7	2/18/1998		1	1		Aiea	64	49	15			1													
	8	2/19/1998		qtr		1	Kalaheo (2)	44	45	-1					1											
	9	2/20/1998		5 semi	1		Waiakea	55	42	13												1				
	10	2/21/1998		5th		1	Moanalua	60	69	-9		6											1			
										0																
		TOTAL			4	6		541	554	-13			2	1	0	2	0	0	0	0	0	1	2	2	0	0

St. Anthony

App	Game	Date	Seed	Round	W	L	Opponent	PF	PA	Pt Diff	OT	Finish	1st Rd		Qtrs		Semi		Final		Consol		5th PI Cons		3rd PI Cons		
													W	L	W	L	W	L	W	L	W	L	W	L	W	L	W
1	1	2/26/1959		qtr	1		Kahuku (4)	59	49	10					1												
	2	2/27/1959		semi		1	Kamehameha (1)	51	53	-2						1											
	3	2/28/1959		3rd		1	Hilo	39	58	-19		4														1	
2	4	3/9/1961	3	qtr	1		Kailua	50	49	1				1													
	5	3/10/1961		semi		1	Punahou (2)	29	54	-25						1											
	6	3/11/1961		3rd	1		Hilo	47	42	5		3													1		
3	7	3/8/1962		qtr		1	Kamehameha (2)	46	48	-2					1												
	8	3/9/1962		5 semi		1	Waimea	41	54	-13		-											1				
4	9	2/28/1963		qtr		1	Punahou (2)	34	64	-30					1												
	10	3/1/1963		5 semi	1		Waimea	49	37	12											1						
	11	3/2/1963		5th		1	Radford	45	47	-2		6											1				
5	12	3/5/1964	4	qtr	1		Molokai	62	40	22				1													
	13	3/6/1964		semi		1	Punahou (1)	53	63	-10						1											
	14	3/7/1964		3rd		1	Kamehameha	58	92	-34		4														1	
6	15	3/3/1966		qtr		1	St. Louis (1)	34	55	-21					1												
	16	3/4/1966		5 semi		1	Leilehua	62	79	-17		-											1				
7	17	3/2/1967		qtr		1	St. Louis (1)	47	64	-17					1												
	18	3/3/1967		5 semi	1		Molokai	66	48	18												1					
	19	3/4/1967		5th	1		Kauai	59	52	7		5										1					
8	20	3/7/1968		qtr		1	Punahou (2)	53	62	-9					1												
	21	3/8/1968		5 semi		1	Kauai	51	53	-2		-											1				
9	22	3/6/1969		qtr		1	Kamehameha (3)	50	51	-1					1												
	23	3/7/1969		5 semi	1		Lanai	55	43	12												1					
	24	3/8/1969		5th	1		St. Joseph	76	71	5		5										1					
10	25	3/5/1970		qtr		1	Castle (4)	63	66	-3					1												
	26	3/6/1970		5 semi	1		Lanai	47	44	3												1					
	27	3/7/1970		5th		1	Kahuku	66	80	-14		6											1				
11	28	3/3/1993		1		1	Kalaheo	64	90	-26				1													
	29	3/5/1993		cons		1	Leilehua	27	57	-30		-									1						
										0																	
		TOTAL			10	19		1483	1665	-182			0	1	3	7	0	3	0	0	0	0	1	6	5	1	2

St. Joseph

App	Game	Date	Seed	Round	W	L	Opponent	PF	PA	Pt Diff	OT	Finish	1st Rd		Qtrs		Semi		Final		Consol		5th PI Cons		3rd PI Cons	
													W	L	W	L	W	L	W	L	W	L	W	L	W	L
1	1	2/20/1958	T1	qtr	1		Molokai	62	56	6																
	2	2/21/1958		semi	1		Punahou	59	49	10																
	3	2/22/1958		final	1		St. Louis	53	50	3	ot	1														
2	4	3/4/1965	3	qtr	1		Kauai	65	40	25																
	5	3/5/1965		semi		1	Kailua	46	48	-2																
	6	3/6/1965		3rd	1		Hilo	62	54	8		3													1	
3	7	3/6/1969		qtr		1	Radford (4)	33	58	-25																
	8	3/7/1969		5 semi	1		Kapaa	68	49	19													1			
	9	3/8/1969		5th		1	St. Anthony	71	76	-5		6											1			
4	10	3/7/1974		qtr		1	Radford (3)	55	67	-12																
	11	3/8/1974		5 semi	1		Waimea	56	46	10													1			
	12	3/9/1974		5th	1		Damien	62	42	20		5											1			
5	13	3/12/1986		1		1	Pearl City	47	54	-7																
	14	3/13/1986		cons	1		Waimea	67	60	7																
	15	3/15/1986		cons		1	Farrington	58	88	-30		-														
6	16	3/8/1989		1		1	Iolani	43	66	-23																
	17	3/9/1989		cons		1	Kaimuki	66	79	-13		-														
										0																
		TOTAL			9	8		973	982	-9			0	2	2	2	1	1	1	0	1	2	3	1	1	0

University

App	Game	Date	Seed	Round	W	L	Opponent	PF	PA	Pt Diff	OT	Finish	1st Rd		Qtrs		Semi		Final		Consol		5th Pl		3rd Pl	
													W	L	W	L	W	L	W	L	W	L	W	L	W	L
1	1	3/9/1978	4	qtr	1		Hilo	61	49	12																
	2	3/10/1978		semi	1		Radford (1)	75	59	16																
	3	3/11/1978		final	1		Punahou (2)	65	63	2	1															
2	4	3/8/1979	2	qtr		1	Moanalua	45	66	-21																
	5	3/9/1979		5 semi	1		Waipahu	68	65	3													1			
	6	3/10/1979		5th	1		Kaiser	78	68	10		5											1			
3	7	3/6/1980	1	qtr	1		Lahainaluna	65	42	23																
	8	3/7/1980		semi	1		Hilo	79	63	16																
	9	3/8/1980		final		1	Punahou (3)	60	73	-13		2														
4	10	3/11/1982	4	qtr	1		Kaiser	65	43	22																
	11	3/12/1982		semi		1	Kailua (1)	41	44	-3	2															
	12	3/13/1982		3rd	1		Baldwin	71	53	18		3													1	
5	13	3/10/1983	2	qtr	1		Kahuku	58	48	10																
	14	3/11/1983		semi		1	Leilehua	39	46	-7																
	15	3/12/1983		3rd		1	Farrington	56	58	-2		4														
6	16	3/7/1984		1		1	Waipahu	50	57	-7																
	17	3/8/1984		cons	1		Hilo	105	57	48																
	18	3/10/1984		cons	1		Waimea	78	50	28		cons														
7	19	3/11/1987		1	1		Kaimuki	52	46	6																
	20	3/12/1987		qtr	1		Lahainaluna (4)	67	48	19																
	21	3/13/1987		semi	1		Hilo	56	51	5																
	22	3/14/1987		final	1		Punahou	47	43	4		1														
8	23	3/10/1988	1	qtr	1		Farrington	88	68	20																
	24	3/11/1988		semi	1		Molokai (4)	82	53	29																
	25	3/12/1988		final	1		Maryknoll	38	36	2		1														
										0																
		TOTAL			19	6		1589	1349	240			1	1	6	1	4	2	3	1	2	0	2	0	1	1

Waiakea

App	Game	Date	Seed	Round	W	L	Opponent	PF	PA	Pt Diff	OT	Finish	1st Rd		Qtrs		Semi		Final		Consol		5th PI Cons		3rd PI Cons	
													W	L	W	L	W	L	W	L	W	L	W	L	W	L
	1	3/11/1982		qtr		1	Maryknoll (2)	28	67	-39																
	2	3/12/1982		5 semi	1		Radford	54	50	4													1			
	3	3/13/1982		5th		1	Kaiser	42	59	-17		6												1		
2	4	3/9/1983		1		1	St. Louis	38	61	-23			1													
	5	3/10/1983		cons		1	Pearl City	44	60	-16		-										1				
3	6	3/6/1985		1		1	Waipahu	61	64	-3			1													
	7	3/8/1985		cons	1		Waimea	59	42	17												1				
	8	3/9/1985		cons		1	Baldwin	57	59	-2	1	-										1				
4	9	3/12/1987	3	qtr		1	Punahou	29	39	-10					1											
	10	3/13/1987		5 semi	1		Kalaheo	61	57	4														1		
	11	3/14/1987		5th	1		Moanalua	78	68	10		5											1			
5	12	3/7/1990		1		1	Roosevelt	39	40	-1			1													
	13	3/8/1990		cons	1		Kauai	60	44	16												1				
	14	3/10/1990		cons		1	Castle	72	84	-12		-										1				
6	15	3/3/1993		1		1	Kahuku	58	65	-7			1													
	16	3/4/1993		cons	1		Kapaa	73	43	30												1				
	17	3/6/1993		cons		1	Leilehua	46	53	-7		-										1				
7	18	3/1/1995		1	1		Aiea	67	61	6			1													
	19	3/2/1995		qtr	1		Baldwin (3)	56	54	2	1				1											
	20	3/3/1995		semi		1	St. Louis (2)	44	55	-11							1									
	21	3/4/1995		3rd	1		Hilo	69	63	6	1	3													1	
8	22	2/19/1997		1	1		Kaiser	40	37	3			1													
	23	2/20/1997		qtr		1	Kalaheo (2)	29	63	-34						1										
	24	2/21/1997		5 semi		1	Baldwin	41	46	-5		-												1		
9	25	2/19/1998	3	qtr		1	St. Louis	47	60	-13						1										
	26	2/20/1998		5 semi		1	Seabury Hall	42	55	-13		-												1		
10	27	2/18/1999	3	qtr	1		Kalani	85	75	10					1											
	28	2/19/1999		semi		1	Punahou (2)	32	62	-30							1									
	29	2/20/1999		3rd		1	St. Louis	39	57	-18		4														1
11	30	2/21/2001		1		1	St. Louis	39	54	-15			1													
	31	2/23/2001		cons		1	Kahuku	57	70	-13		-										1				
12	32	2/21/2002	4	qtr		1	Mililani	58	75	-17						1										
	33	2/22/2002		5 semi		1	Castle	51	71	-20		-										1				
13	34	2/26/2003		1		1	Kamehameha	52	64	-12			1													
	35	2/27/2003		cons	1		Mililani	86	80	6	2											1				
	36	3/1/2003		cons		1	Waimea	57	65	-8		-										1				
14	37	2/25/2004		1		1	Punahou	64	68	-4			1													
	38	2/27/2004		cons		1	McKinley	65	66	-1		-										1				
15	39	2/23/2005		1		1	Punahou	53	65	-12			1													
	40	2/25/2005		cons	1		Kaimuki	61	48	13												1				

Waiakea

App	Game	Date	Seed	Round	W	L	Opponent	PF	PA	Pt Diff	OT	Finish	1st Rd		Qtrs		Semi		Final		Consol		5th Pl		3rd Pl	
													W	L	W	L	W	L	W	L	W	L	W	L	W	L
	41	2/26/2005		cons		1	Kauai	46	56	-10		-														
16	42	3/5/2009	3	qtr		1	Iolani	40	58	-18					1											
	43	3/6/2009		5 semi		1	Punahou	44	48	-4		-											1			
17	44	3/3/2010		1		1	Kahuku	56	61	-5			1													
	45	3/4/2010		cons	1		Farrington	43	36	7										1						
	46	3/5/2010		cons		1	KS-Maui	43	53	-10		-									1					
18	47	2/19/2014		1		1	Mililani	62	70	-8			1													
	48	2/20/2014		cons	1		Moanalua	52	49	3										1						
	49	2/21/2014		cons	1		Kalaheo	54	32	22		cons								1						
19	50	2/18/2016	4	qtr		1	Kaiser	61	77	-16					1											
	51	2/19/2016		5 semi		1	Baldwin	52	59	-7		-											1			
20	52	2/15/2017	4	qtr		1	Iolani	37	70	-33					1											
	53	2/16/2017		5 semi		1	Kalaheo	70	72	-2		-											1			
										0																
		TOTAL			16	37		2793	3110	-317			2	10	2	8	0	2	0	0	8	10	3	6	1	1

Waialua

App	Game	Date	Seed	Round	W	L	Opponent	PF	PA	Pt Diff	OT	Finish	1st Rd		Qtrs		Semi		Final		Consol		5th Pl		3rd Pl	
													W	L	W	L	W	L	W	L	W	L	W	L	W	L
1	1	2/28/1957		qtr		1	Hilo (T1)	27	51	-24						1										
	2	3/1/1957		5 semi		1	Lanai	43	48	-5													1			
										0																
		TOTAL			0	2		70	99	-29			0	0	0	1	0	0	0	0	0	0	0	1	0	0

Waianae

App	Game	Date	Seed	Round	W	L	Opponent	PF	PA	Pt Diff	OT	Finish	1st Rd		Qtrs		Semi		Final		Consol		5th Pl		3rd Pl	
													W	L	W	L	W	L	W	L	W	L	W	L	W	L
1	1	3/6/1980		qtr		1	Punahou (3)	55	68	-13																
	2	3/7/1980		5 semi		1	Waimea	54	59	-5																
2	3	2/17/1999		1		1	Kapaa	40	45	-5			1													
	4	2/19/1999		cons	1		Lahainaluna	51	46	5										1						
	5	2/20/1999		cons	1		Iolani	43	34	9		cons								1						
										0																
		TOTAL			2	3		243	252	-9			0	1	0	1	0	0	0	0	2	0	0	1	0	0

Waimea


App	Game	Date	Seed	Round	W	L	Opponent	PF	PA	Pt Diff	OT	Finish	1st Rd		Qtrs		Semi		Final		Consol		5th PI Cons		3rd PI Cons	
													W	L	W	L	W	L	W	L	W	L	W	L	W	L
1	1	2/26/1959		qtr		1	Farrington (2)	38	44	-6																
	2	2/27/1959		5 semi	1		Waipahu	50	46	4	1												1			
	3	2/28/1959		5th		1	Kahuku	48	51	-3		6												1		
2	4	3/3/1960		qtr		1	Laupahoehoe (3)	40	42	-2					1											
	5	3/4/1960		5 semi	1		Kailua	59	55	4													1			
	6	3/5/1960		5th	1		Molokai	42	31	11		5											1			
3	7	3/9/1961		qtr		1	Saint Louis (1)	22	66	-44					1											
	8	3/10/1961		5 semi	1		Waipahu	45	34	11													1			
	9	3/11/1961		5th		1	Kailua	41	44	-3		6												1		
4	10	3/8/1962		qtr		1	Hilo (3)	66	81	-15					1											
	11	3/9/1962		5 semi	1		St. Anthony	54	41	13													1			
	12	3/10/1962		5th	1		Honokaa	53	34	19		5											1			
5	13	2/28/1963		qtr		1	Waipahu (3)	28	31	-3					1											
	14	3/1/1963		5 semi		1	St. Anthony	37	49	-12		-												1		
6	15	3/5/1970		qtr		1	Punahou (2)	20	60	-40					1											
	16	3/6/1970		5 semi		1	Kahuku	37	53	-16		-												1		
7	17	3/4/1971		qtr		1	Kamehameha (1)	52	70	-18					1											
	18	3/5/1971		5 semi		1	Hilo	33	37	-4		-												1		
8	19	3/2/1972		qtr		1	Kailua (4)	54	69	-15					1											
	20	3/3/1972		5 semi		1	Hilo	41	55	-14		-												1		
9	21	3/8/1973		qtr		1	Radford (1)	48	63	-15					1											
	22	3/9/1973		5 semi		1	Kamehameha	36	45	-9		-												1		
10	23	3/7/1974		qtr		1	Punahou (1)	40	74	-34					1											
	24	3/8/1974		5 semi		1	St. Joseph	46	56	-10		-												1		
11	25	3/6/1980		qtr		1	Waipahu (2)	51	59	-8					1											
	26	3/7/1980		5 semi	1		Waianae	59	54	5														1		
	27	3/8/1980		5th		1	Farrington	43	57	-14		6												1		
12	28	3/7/1984		1		1	Pearl City	41	57	-16			1													
	29	3/9/1984		cons	1		Lanai	75	65	10												1				
	30	3/10/1984		cons		1	University	50	78	-28		-										1				
13	31	3/6/1985		1		1	Radford	45	70	-25			1													
	32	3/8/1985		cons		1	Waiakea	42	59	-17		-											1			
14	33	3/12/1986		1		1	Moanalua	56	82	-26			1													
	34	3/13/1986		cons		1	St. Joseph	60	67	-7		-											1			
15	35	2/18/1998		1		1	Kaimuki	34	55	-21			1													
	36	2/19/1998		cons		1	Hilo	65	86	-21		-											1			
16	37	2/20/2002		1		1	Mililani	45	61	-16			1													
	38	2/22/2002		cons		1	Baldwin	28	37	-9		-											1			
17	39	2/26/2003		1		1	Leilehua	45	52	-7			1													
	40	2/28/2003		cons	1		Kaimuki	54	53	1													1			

Waimea

App	Game	Date	Seed	Round	W	L	Opponent	PF	PA	Pt Diff	OT	Finish	1st Rd		Qtrs		Semi		Final		Consol		5th Pl		3rd Pl	
													W	L	W	L	W	L	W	L	W	L	W	L	W	L
	41	3/1/2003		cons	1		Waiakea	65	57	8		cons														
18	42	2/25/2004		1		1	Kaimuki	46	48	-2			1								1					
	43	2/26/2004		cons		1	Baldwin	40	62	-22		-									1					
19	44	2/21/2006		1		1	Kalaheo	36	93	-57			1													
	45	2/23/2006		cons	1		Honokaa	35	27	8											1					
	46	2/24/2006		cons		1	Saint Louis	55	79	-24		-									1					
										0																
		TOTAL			11	35		2100	2589	-489			0	8	0	11	0	0	0	0	4	7	7	9	0	0

Waipahu

App	Game	Date	Seed	Round	W	L	Opponent	PF	PA	Pt Diff	OT	Finish	1st Rd		Qtrs		Semi		Final		Consol		5th Pl Cons		3rd Pl Cons		
													W	L	W	L	W	L	W	L	W	L	W	L	W	L	W
1	1	2/28/1957		qtr		1	Lahainaluna	53	60	-7																	
	2	3/1/1957		5 semi		1	Kapaa	41	53	-12		-												1			
2	3	2/26/1959		qtr		1	Hilo (3)	50	52	-2	1				1									1			
	4	2/27/1959		5 semi		1	Waimea	46	50	-4	1	-												1			
3	5	3/9/1961		qtr		1	Hilo (4)	31	48	-17					1									1			
	6	3/10/1961		5 semi		1	Waimea	34	45	-11		-												1			
4	7	2/28/1963		qtr	1		Waimea	31	28	3				1													
	8	3/1/1963		semi		1	Punahou (2)	46	67	-21							1										
	9	3/2/1963		3rd		1	Hilo	48	54	-6		4														1	
5	10	3/4/1971		qtr		1	Punahou (3)	55	59	-4					1												
	11	3/5/1971		5 semi	1		Lahainaluna	48	38	10		T5											1				
6	12	3/8/1979	3	qtr		1	Kohala	56	57	-1					1									1			
	13	3/9/1979		5 semi		1	University	65	68	-3		-												1			
7	14	3/6/1980	2	qtr	1		Waimea	59	91	-32				1													
	15	3/7/1980		semi		1	Punahou (3)	54	63	-9							1										
	16	3/8/1980		3rd	1		Hilo	56	55	1	2	3													1		
8	17	3/7/1984		1	1		University	57	80	-23			1														
	18	3/8/1984		qtr		1	Maui (4)	36	40	-4					1												
	19	3/9/1984		5 semi		1	Punahou	43	46	-3	2													1			
9	20	3/6/1985		1	1		Waiakea	64	61	3			1														
	21	3/7/1985		qtr		1	Maryknoll (2)	53	55	-2	2				1												
	22	3/8/1985		5 semi	1		Maui	71	45	26													1				
	23	3/9/1985		5th	1		Punahou	65	60	5		5											1				
10	24	3/9/1994		1		1	Kamehameha	34	67	-33				1													
	25	3/10/1994		cons	1		Lahainaluna	59	44	15											1						
	26	3/12/1994		cons	1		Konawaena	61	60	1		cons									1						
11	27	2/19/1997		1		1	Seabury Hall	35	59	-24				1													
	28	2/20/1997		cons		1	Kapaa	40	52	-12		-										1					
										0																	
		TOTAL			10	18		1391	1557	-166			2	2	2	7	0	2	0	0	2	1	3	5	1	1	



Punahou's la Saipaia holds the tournament record for most points scored in a championship game with 38 against Kailua in 1975. (courtesy photo)

Championship box scores (1957-2018)

VISITORS: Punahou Buffanblu 14-3, 4-0 HHSAA

##	Player Name	TOT-FG 3-PT			REBOUNDS			PF	TP	A	TO	BLK	S	MIN
		FG-FGA	FG-FGA	FT-FTA	OF	DE	TOT							
01	Mausolf, Cole..... *	3-4	1-2	2-2	0	4	4	3	9	0	0	2	2	26
02	Chong, Zayne..... *	2-9	1-4	2-2	0	1	1	1	7	5	0	0	1	23
10	Arceneaux, Cole..... *	3-6	1-2	2-4	1	4	5	2	9	2	1	0	1	22
20	Makaula, Kaulana.... *	2-5	0-1	0-0	1	1	2	2	4	3	1	0	0	19
33	Clemens, Duke..... *	5-8	0-0	0-0	2	4	6	3	10	1	1	0	0	17
03	Hosoda, Hunter.....	3-4	1-1	2-2	0	1	1	1	9	4	2	0	2	17
04	C. Feria, Antonio...	0-0	0-0	0-0	0	1	1	1	0	0	0	0	0	2
05	Tufono, Maninoa.....	0-3	0-0	1-2	1	0	1	1	1	0	0	0	0	13
11	Falatea, Les.....	4-4	2-2	2-2	0	0	0	1	12	0	0	0	1	13
12	Kimura, Jakob.....	0-0	0-0	0-0	0	0	0	0	0	0	0	0	0	3
14	Nafarrete, Alex.....	0-0	0-0	0-0	0	0	0	0	0	1	1	0	0	1
21	Kobayashi, Andrew...	0-0	0-0	0-0	0	0	0	0	0	0	0	0	0	1
23	S-Montgomery, Trista	0-0	0-0	1-2	0	0	0	0	1	0	0	0	0	1
32	Kameehonua, Noah....	1-2	0-0	0-0	0	0	0	0	2	0	0	0	0	1
34	Hepting, J-Deshawn..	0-0	0-0	0-0	0	0	0	0	0	0	0	0	0	1
	Team.....					5	5							
	Totals.....	23-45	6-12	12-16	5	21	26	15	64	16	6	2	7	160

TOTAL FG% 1st Half: 11-22 50.0% 2nd Half: 12-23 52.2% Game: 51.1% DEADB
 3-Pt. FG% 1st Half: 4-7 57.1% 2nd Half: 2-5 40.0% Game: 50.0% REBS
 F Throw % 1st Half: 4-4 100 % 2nd Half: 8-12 66.7% Game: 75.0% 1,1

HOME TEAM: Kahuku Red Raiders 15-2, 3-1 HHSAA

##	Player Name	TOT-FG 3-PT			REBOUNDS			PF	TP	A	TO	BLK	S	MIN
		FG-FGA	FG-FGA	FT-FTA	OF	DE	TOT							
01	Smith, Tolu..... *	9-16	0-0	5-12	4	10	14	1	23	1	3	5	0	32
10	Winitana, Ruanui.... *	1-9	0-4	0-0	1	2	3	4	2	1	4	0	0	31
20	Erickson, Ethan..... *	0-1	0-1	1-2	0	1	1	1	1	0	1	0	0	16
23	Sauvao, Robbie..... *	1-1	1-1	1-2	2	1	3	5	4	1	3	0	0	26
32	Damuni, Marcus..... *	2-5	0-0	3-4	1	4	5	0	7	0	0	0	0	25
05	Enos, Lokana.....	0-1	0-1	0-0	0	0	0	4	0	0	1	0	1	22
11	Macatiag, KJ.....	0-5	0-2	0-0	0	0	0	1	0	0	2	0	0	6
24	Spencer, Quinton....	0-1	0-1	0-0	0	0	0	1	0	0	0	0	0	1
42	Reid, Shon.....	0-0	0-0	0-0	0	0	0	0	0	0	1	0	0	1
	Team.....				1	2	3							
	Totals.....	13-39	1-10	10-20	9	20	29	17	37	3	15	5	1	160

TOTAL FG% 1st Half: 5-14 35.7% 2nd Half: 8-25 32.0% Game: 33.3% DEADB
 3-Pt. FG% 1st Half: 1-4 25.0% 2nd Half: 0-6 0.0% Game: 10.0% REBS
 F Throw % 1st Half: 6-14 42.9% 2nd Half: 4-6 66.7% Game: 50.0% 5

Officials: Eric Morales, Kirk Hottendorf, Thomas Yoshida
 Technical fouls: Punahou-None. Kahuku-None. Attendance: 2902
 Score by Periods 1st 2nd 3rd 4th Total
 Punahou Buffanblu..... 15 15 18 16 - 64
 Kahuku Red Raiders..... 5 12 9 11 - 37
 Snapple/HHSAA Boys State Basketball
 Championships - Division I
 Championship Game

STATE BOYS BASKETBALL

SMASHING PERFORMANCE

Punahou shows off its talent and depth in stifling the defending champion Kahuku Red Raiders

Points in the paint-PUNAHOU 30,KAHUKU 22.
 Points off turnovers-PUNAHOU 19,KAHUKU 2.
 2nd chance points-PUNAHOU 2,KAHUKU 12.
 Fast break points-PUNAHOU 10,KAHUKU 0.
 Bench points-PUNAHOU 25,KAHUKU 0.
 Score tied-2 times.
 Lead changed-2 times.
 Last FG-PUNAHOU 4th-00:09,
 KAHUKU 4th-00:17.
 Largest lead-PUNAHOU by 27 4th-0:32,
 KAHUKU by 2 1st-05:02.
 PUNAHOU led for 29:12.
 KAHUKU led for 00:27.
 Tied for 02:16.

By Paul Honda
 phonda@staradvertiser.com
 For five minutes, it was a heavyweight bout, titans clashing on the hardwood, two giants of Hawaii basketball toe to toe.
 Then Punahou turned on the heat, using its patented 212 degrees/boiling point pressure defense to stifle Kahuku in a 64-37 run-away win in the final of the Snapple/HHSAA Boys Basketball State Championships on Friday night at Stan Sheriff Center.
 Tamatoa Falatea scored 12 points off the bench, center Duke Clemens added 10 and Punahou shot 51 percent (23-45) from the field. Cole Mausolf, Cole Arceneaux and Hunter Hosoda added nine points each



PUNAHOU 64, KAHUKU 37

	MIN	FG	3PT	FT	A	REB	PF	TP
Mausolf	26	3-4	2-2	4-4	0-0	3-9	3	9
Chong	23	2-9	1-4	1-1	1-1	1-1	1	7
Arceneaux	22	3-6	1-2	2-4	2-2	5-2	2	9
Makaula	19	2-5	0-1	0-0	1-1	2-2	2	4
Clemens	17	5-8	0-0	0-0	0-0	6-3	3	10
Hosoda	17	3-4	1-1	2-2	2-2	1-1	1	9
Falata	12	0-0	0-0	0-0	0-0	0-0	0	0
Tufono	13	0-3	0-0	1-2	1-1	1-1	1	1
Falata	13	4-4	2-2	2-2	2-2	0-0	1	12
Feria	2	0-0	0-0	0-0	0-0	0-0	0	0
Nafarrete	1	0-0	0-0	0-0	0-0	0-0	0	0
Kobayashi	1	0-0	0-0	0-0	0-0	0-0	0	0
Montgomery	1	0-0	0-0	0-0	0-0	0-0	0	0
Kameehonua	1	1-2	0-0	0-0	0-0	0-0	0	2
Hepting	1	0-0	0-0	0-0	0-0	0-0	0	0
Spencer	1	0-0	0-0	0-0	0-0	0-0	0	0
Reid	1	0-0	0-0	0-0	0-0	0-0	0	0
TEAM	160	23-45	6-12	12-16	2-2	26-15	15	64

	MIN	FG	3PT	FT	A	REB	PF	TP
Smith	32	9-16	0-0	5-12	1-1	14-4	1	23
Winitana	31	1-9	0-4	0-0	1-1	3-4	4	2
Erickson	16	0-1	0-1	1-2	1-1	1-1	1	1
Sauvao	26	1-1	1-1	1-2	2-2	3-5	5	4
Damuni	25	2-5	0-0	3-4	1-1	5-0	0	7
Enos	22	0-1	0-1	0-0	0-0	0-4	4	0
Macatiag	6	0-5	0-2	0-0	0-0	0-1	1	0
Spencer	1	0-1	0-1	0-0	0-0	0-0	1	0
Reid	1	0-0	0-0	0-0	0-0	0-0	0	0
TEAM	160	13-39	1-10	10-20	1-1	29-9	17	37

Punahou 15 15 18 16 - 64
 Kahuku 5 12 9 11 - 37

Punahou Buffanblu vs Kahuku Red Raiders
02/17/17 7:15pm at Stan Sheriff Center, Honolulu

Punahou Buffanblu			Total 3-point			Rebounds								
##	PLAYER	P	FG-FGA	FG-FGA	FT-FTA	OF-DE	TOT	PF	TP	A	TO	BLK	S	MIN
01	Mausolf, Cole	*	5-9	4-7	0-0	2-1	3	1	14	2	3	0	1	28
03	Hosoda, Hunter	*	2-4	0-2	0-0	1-3	4	1	4	3	0	0	0	19
11	Kobayashi, Chris	*	5-15	1-6	1-3	0-1	1	4	12	2	3	0	1	29
20	Makaula, Kaulana	*	0-2	0-0	0-0	1-2	3	5	0	0	0	0	0	9
33	Clemens, Duke	*	4-8	0-0	0-0	3-4	7	4	8	0	1	0	2	22
02	Chong, Zayne	-	4-12	2-6	1-2	0-1	1	3	11	3	2	0	0	25
04	Cockett, Judd	-	0-0	0-0	0-0	0-0	0	2	0	0	0	0	0	0+
05	Tufono, Maninoa	-	2-4	2-4	0-0	2-2	4	0	6	0	0	0	0	9
12	Cortez Feria, A.	-	0-0	0-0	0-0	0-0	0	0	0	0	0	0	0	0+
14	Nafarrete, Alex	-	0-0	0-0	0-0	0-0	0	0	0	0	0	0	0	0+
23	Martinson, Andrew	-	0-1	0-0	0-0	0-1	1	1	0	0	0	0	0	5
24	Whittaker, David	-	0-0	0-0	0-0	0-1	1	0	0	0	0	0	0	11
31	Kimura, Jakob	-	0-1	0-1	0-0	0-0	0	0	0	0	0	0	0	0+
32	Falatea, Les	-	0-1	0-1	0-0	0-0	0	1	0	0	0	0	0	3
TM	Team	-	-	-	-	2-1	3	-	-	-	-	-	-	-
Totals.....			22-57	9-27	2-5	11-17	28	22	55	10	9	0	4	160
			.386	.333	.400									

	TOTAL FG	3-PT FG	FT
1st qtr	6-15 .400	2-6 .333	1-2 .500
2nd qtr	6-16 .375	2-5 .400	0-1 .000
3rd qtr	6-13 .462	4-9 .444	1-2 .500
4th qtr	4-13 .308	1-7 .143	0-0 .000

Kahuku Red Raiders			Total 3-point			Rebounds								
##	PLAYER	P	FG-FGA	FG-FGA	FT-FTA	OF-DE	TOT	PF	TP	A	TO	BLK	S	MIN
04	Villa, Jessiya	*	6-14	1-5	10-14	1-6	7	2	23	3	2	0	0	32
05	Ah-Hoy, Kesi	*	0-2	0-1	1-2	0-2	2	0	1	2	3	0	1	27
15	Fotu, Daniel	*	5-12	0-0	4-5	2-6	8	2	14	3	2	1	1	30
23	Sauvao, Codie	*	3-4	0-0	0-4	1-4	5	1	6	0	0	1	3	32
32	Avea, Samuta	*	6-11	2-4	6-6	6-5	11	0	20	1	1	4	0	31
01	Kaniho, Kekaula	-	2-3	1-1	1-2	0-1	1	1	6	0	0	0	0	6
12	Viloria, Mark	-	0-0	0-0	0-0	0-0	0	0	0	0	0	0	0	0+
14	Damuni, Marcus	-	0-0	0-0	0-0	0-0	0	0	0	0	0	0	0	0+
42	Wright, Taimona	-	0-0	0-0	0-0	0-1	1	0	0	0	0	0	0	2
45	Alapa, Stennett	-	0-0	0-0	0-0	0-0	0	0	0	0	0	0	0	0+
TM	Team	-	-	-	-	2-0	2	-	-	-	-	-	-	-
Totals.....			22-46	4-11	22-33	12-25	37	6	70	9	8	6	5	160
			.478	.364	.667									

	TOTAL FG	3-PT FG	FT
1st qtr	5-12 .417	1-3 .333	5-7 .714
2nd qtr	8-15 .533	2-3 .667	1-3 .333
3rd qtr	6-13 .462	1-5 .200	2-4 .500
4th qtr	3-6 .500	0-0 .000	14-19 .737

Score by Periods	1st	2nd	3rd	4th	Total
Punahou Buffanblu	15	14	17	9	55
Kahuku Red Raiders	16	19	15	20	70

Pts. in the paint - Punahou 20, Kahuku 28.
 Pts off turnovers - Punahou 9, Kahuku 11.
 2nd chance pts. - Punahou 8, Kahuku 16.
 Fast break pts. - Punahou 2, Kahuku 2.
 Bench pts-Punahou 17, Kahuku 6.
 Score tied-3 times. Lead changed-1 time.
 Last FG-Punahou 4th-00:50, Kahuku 4th-02:04.
 Largest lead-Punahou by 4 1st-05:13,
 Kahuku by 15 4th-00:14.
 Punahou led for 02:54.
 Kahuku led for 27:21.
 Game was tied for 01:45.

Officials: Ryan Wells, William Puchalski,
 Ian Akamine
 Technical fouls: Punahou-None. Kahuku-None.
 Attendance: 3565

A FIRST FOR KAHUKU

By Paul Hovda
 phovda@starbulletin.com

Kahuku finally has its first boys basketball state championship.

In one of the most fast-paced state finals in recent memory, top-seeded Kahuku got 23 points from point guard Jessiya Villa and 20 points, 11 rebounds and four blocks from Samuta Avea to outlast second-seeded Punahou 70-55 in the Division I final of the Snapple/HI-SAA Boys Basketball State Championship on Saturday at Stan Sheriff Center.

A crowd of 3,565 swarmed double its size, and most of the volume came from Kahuku fans.

"I'm blessed to be at such a great school with great basketball," said Avea, who transferred back home after one year at Englewood (Utah), where he won a title.

Villa was the spark to the engine, putting the tempo all night. He added seven rebounds and made seven of his last eight free-throw attempts as the Red Raiders closed the game with a 14-5 run.

"I shot well from the free-throw line and got everyone involved," Villa said. "To represent Kahuku, everyone is part of this wonderful team."



VISITORS: Punahou Buffanblu 12-7, 3-1 HHSAA

##	Player Name	TOT-FG			3-PT			REBOUNDS			PF	TP	A	TO	BLK	S	MIN
		FG-FGA	FG-FGA	FT-FTA	OF	DE	TOT	OF	DE	TOT							
01	Arceneaux, Cole..... *	1-7	0-2	0-0	0	2	2	2	2	3	0	0	0	0	24		
02	Chong, Zayne.....	2-7	2-4	0-0	0	1	1	5	6	1	0	1	0	20			
03	Hosoda, Hunter.....	1-4	0-1	0-0	0	3	3	0	2	1	0	0	0	8			
04	Tufono, Maninoa.....	0-0	0-0	0-2	1	0	1	0	0	0	0	0	0	0+			
05	Yoshino, Kyle.....	0-0	0-0	0-0	0	0	0	1	0	0	0	0	0	1			
10	Lee, Hunter.....	1-4	1-3	0-0	0	0	0	2	3	0	0	0	0	13			
11	Kobayashi, C..... *	1-6	1-5	4-4	0	0	0	1	7	1	1	0	2	21			
12	Troske, 'Akahi..... *	4-8	0-0	0-0	4	5	9	5	8	1	1	2	23				
14	Mausolf, Cole.....	0-1	0-1	0-0	0	0	0	0	0	0	0	1	8				
20	Makaula, Kaulana.... *	0-2	0-1	0-0	1	1	2	0	0	0	1	0	7				
23	Lum, Jared..... *	3-6	0-0	2-3	2	3	5	0	8	1	0	0	24				
32	Falatea, Les.....	0-2	0-1	0-0	1	1	2	0	0	0	2	0	2				
33	Clemens, Duke.....	1-2	0-0	0-0	0	0	0	1	2	0	0	0	3				
34	Kaumatule, N.....	1-3	0-0	0-0	0	0	0	2	2	0	1	0	6				
TEAM.....					4	4											
Totals.....		15-52	4-18	6-9	13	16	29	19	40	8	6	2	5	160			
TOTAL FG% 1st Half:		7-25	28.0%	2nd Half:	8-27	29.6%	Game:	28.8%	DEADB								
3-Pt. FG% 1st Half:		1-7	14.3%	2nd Half:	3-11	27.3%	Game:	22.2%	REBS								
F Throw % 1st Half:		3-6	50.0%	2nd Half:	3-3	100%	Game:	66.7%	2								

HOME TEAM: 'Iolani Raiders 12-5, 3-0 HHSAA

##	Player Name	TOT-FG			3-PT			REBOUNDS			PF	TP	A	TO	BLK	S	MIN
		FG-FGA	FG-FGA	FT-FTA	OF	DE	TOT	OF	DE	TOT							
11	Baldomero, Helam.... *	0-2	0-1	2-2	0	2	2	1	2	0	0	0	0	22			
14	Mann, Robby..... *	5-12	0-0	4-7	0	4	4	0	14	1	1	0	1	30			
15	Gelacio, Zach..... *	1-5	1-3	4-4	0	3	3	3	7	0	3	0	0	21			
21	Kennedy, Nick..... *	1-2	0-0	1-2	4	4	8	3	3	0	1	0	1	25			
22	Bumanglag, Noah.....	0-1	0-1	0-0	0	0	0	1	0	1	0	0	1	13			
23	Genovia, Justin.....	1-2	0-1	2-2	0	1	1	0	4	0	1	0	0	9			
24	Alabanza, Bailey....	0-2	0-2	0-0	0	0	0	0	0	0	1	0	0	8			
33	Chang, Cameron.....	0-0	0-0	0-0	0	1	1	0	0	0	0	0	0	4			
34	Hogland, Hugh..... *	7-8	0-0	1-4	2	8	10	1	15	0	3	6	0	28			
TEAM.....					1	2	3										
Totals.....		15-34	1-8	14-21	7	25	32	9	45	2	10	6	3	160			
TOTAL FG% 1st Half:		8-18	44.4%	2nd Half:	7-16	43.8%	Game:	44.1%	DEADB								
3-Pt. FG% 1st Half:		1-5	20.0%	2nd Half:	0-3	0.0%	Game:	12.5%	REBS								
F Throw % 1st Half:		7-10	70.0%	2nd Half:	7-11	63.6%	Game:	66.7%	3								

Officials: Thomas Yoshida, Donovan EK Lewis Sr, Saffery IK Silva
 Technical fouls: Punahou-None. 'Iolani-Gelacio, Zach. Attendance: 3357
 Score by Periods 1st 2nd 3rd 4th Total
 Punahou Buffanblu..... 8 10 11 11 - 40
 'Iolani Raiders..... 8 16 13 8 - 45

OC 16/HHSAA Boys Basketball Division I State Championships - Division I Championship Game

'Iolani captures state D-I championship

By Paul Heads
 pheads@hawaii.com

It was, as Punahou coach Daren Matsuda put it, a crazy finish to a crazy season. In the end, it was the ascent and survival of teams that prevailed. Hugh Hogland had 15 points, 10 rebounds and six blocks, and Robby Mann swished two foul shots with 8.6 seconds left to help powered 'Iolani seal a 45-40 win over Punahou to capture the OC 16/HHSAA state boys basketball championship on Saturday night before 3,357 fans at Stan Sheriff Center. Hogland, a 6-foot-9 junior, was dominant throughout the tourney and was voted most outstanding player. "When they brought every-



PUNAHOU BUFFANBLU (12-7, 3-1 HHSAA)										'IOLANI RAIDERS (12-5, 3-0 HHSAA)									
##	FG	3PT	FT	REB	PF	TP	A	TO	BLK	##	FG	3PT	FT	REB	PF	TP	A	TO	BLK
Arceneaux	1-7	0-2	0-0	2	2	3	0	0	0	Kalshon	6-8	0-0	2-2	10	1	2	1	1	0
Chong	2-7	2-4	0-0	5	6	1	0	1	0	Kennedy	1-2	0-0	1-2	4	3	3	0	1	0
Hosoda	1-4	0-1	0-0	3	2	1	0	0	0	Kobayashi	1-6	1-5	4-4	0	0	0	1	1	0
Tufono	0-0	0-0	0-2	1	0	0	0	0	0	Mann	5-12	0-0	4-7	0	4	4	0	1	0
Yoshino	0-0	0-0	0-0	0	0	0	1	0	0	Mausolf	0-1	0-1	0-0	0	0	0	0	0	1
Lee	1-4	1-3	0-0	0	0	0	2	3	0	0	0	0	0	0	0	0	0	0	0
Lee	1-4	1-3	0-0	0	0	0	2	3	0	0	0	0	0	0	0	0	0	0	0
Kobayashi	1-6	1-5	4-4	0	0	0	1	7	1	0	0	0	0	0	0	0	0	0	0
Troske	4-8	0-0	0-0	4	5	9	5	8	1	1	1	2	23	0	0	0	0	0	0
Mausolf	0-1	0-1	0-0	0	0	0	0	0	0	0	0	0	0	0	0	0	0	0	0
Makaula	0-2	0-1	0-0	1	1	2	0	0	0	1	1	0	7	0	0	0	0	0	0
Lum	3-6	0-0	2-3	2	3	5	0	8	1	0	0	0	24	0	0	0	0	0	0
Falatea	0-2	0-1	0-0	1	1	2	0	0	0	0	0	2	2	0	0	0	0	0	0
Clemens	1-2	0-0	0-0	0	0	0	1	2	0	0	0	0	3	0	0	0	0	0	0
Kaumatule	1-3	0-0	0-0	0	0	0	2	2	0	1	0	0	6	0	0	0	0	0	0
TEAM				4	4														
TOTAL	15-52	4-18	6-9	13	16	29	19	40	8	6	2	5	160						

Key - the left column represents the 1st half and the right column represents the 2nd half. Totals are in bold. * - Player not in game.

VISITORS: Iolani 11-4, 3-0 HHSAA

##	Player Name	TOT-FG			3-PT			REBOUNDS			PF	TP	A	TO	BLK	S	MIN
		FG-FGA	FG-FGA	FT-FTA	OF	DE	TOT										
14	Mann, Robby..... *	0-4	0-1	1-2	1	4	5	1	1	1	2	1	0	0	30		
15	Gelacio, Zack..... *	4-9	3-6	1-1	0	1	1	3	12	0	2	0	0	29			
21	Hamada, Bryson..... *	2-5	0-0	0-0	0	4	4	5	4	0	0	0	1	20			
23	Yamada, Erik..... *	1-11	1-3	8-11	2	2	4	4	11	2	3	0	0	31			
24	Lee, John.....	0-1	0-1	0-0	1	0	1	1	0	0	0	1	0	1			
25	Winchester, Pikai...	3-7	2-4	0-0	1	1	2	4	8	1	0	0	0	17			
31	Borden, Kamu..... *	1-2	0-0	0-1	1	4	5	0	2	0	0	1	0	13			
34	Hogland, Hugh.....	3-6	0-0	2-6	5	4	9	3	8	1	2	0	0	19			
TEAM.....					2	1	3										
Totals.....		14-45	6-15	12-21	13	21	34	21	46	5	9	3	1	160			

TOTAL FG% 1st Half:	4-22	18.2%	2nd Half:	10-23	43.5%	Game:	31.1%	DEADB
3-Pt. FG% 1st Half:	2-8	25.0%	2nd Half:	4-7	57.1%	Game:	40.0%	REBS
F Throw % 1st Half:	5-9	55.6%	2nd Half:	7-12	58.3%	Game:	57.1%	4

HOME TEAM: Kalaheo 16-1, 3-0 HHSAA

##	Player Name	TOT-FG			3-PT			REBOUNDS			PF	TP	A	TO	BLK	S	MIN
		FG-FGA	FG-FGA	FT-FTA	OF	DE	TOT										
02	Marrotte, Zachary...	1-4	0-2	1-2	0	1	1	1	3	0	0	1	1	22			
03	Smith, Kekai..... *	1-3	1-1	1-2	0	1	1	3	4	1	0	0	1	31			
05	Macleod, Alexander..	5-8	1-1	2-2	0	4	4	5	13	0	0	0	1	22			
10	Whitlock, Captain... *	0-1	0-1	0-0	0	1	1	0	0	0	1	1	0	13			
11	Gilmore, Kaleb..... *	5-11	2-3	18-20	1	0	1	4	30	0	0	0	0	32			
20	Smith, Jalen Kuhia.. *	0-1	0-1	2-2	0	1	1	1	2	0	0	0	0	8			
24	Harrison, Kupaa..... *	0-5	0-0	1-3	3	13	16	4	1	5	4	0	1	32			
TEAM.....					2	2											
Totals.....		12-33	4-9	25-31	4	23	27	18	53	6	5	2	4	160			

TOTAL FG% 1st Half:	7-17	41.2%	2nd Half:	5-16	31.3%	Game:	36.4%	DEADB
3-Pt. FG% 1st Half:	3-6	50.0%	2nd Half:	1-3	33.3%	Game:	44.4%	REBS
F Throw % 1st Half:	8-10	80.0%	2nd Half:	17-21	81.0%	Game:	80.6%	2

Officials: Donovan Lewis, Jr., Francis Kau, Will Puchalski

Technical fouls: Iolani-None. Kalaheo-None.

Attendance: 3759

Score by Periods	1st	2nd	3rd	4th	Total
Iolani.....	10	5	14	17	- 46
Kalaheo	8	17	10	18	- 53

KALAHEO WINS IT ALL

Kupaa Harrison and Kaleb Gilmore lead the Mustangs to victory over Iolani

By Paul Honda
phonda@staradvertiser.com

Clear the rafters a bit, they're going to need room for another banner above Pete Smith Court.

The Kalaheo Mustangs used every bit of wit and skill, getting a near-flawless floor game from Kupaa Harrison in a point-forward role, and 30 points from maverick Kaleb Gilmore to stave off Iolani 53-46 to capture the Division I state crown on Saturday night.

Kalaheo (21-3) collected its sixth state title, including two in the past three seasons under coach Alick Smith.

"I never got to win one during my (playing) career," Smith said. "But for Kupaa, that's his second title."

Harrison, well aware of Gilmore's sizzling ankle — injured against Kahuku in the semifinals — took command much of the night in running the offense. He looked and played more like a 6-foot-8 point guard than a forward. He didn't score until the fourth quar-



VISITORS: Farrington Governors (15-2,2-1 HHSAA)

##	Player Name	TOT-FG 3-PT			REBOUNDS			PF	TP	A	TO	BLK	S	MIN
		FG-FGA	FG-FGA	FT-FTA	OF	DE	TOT							
11	MCENROE, Jacob..... *	6-9	3-4	1-3	6	4	10	1	16	0	0	0	0	32
14	SMITH, Isaiah..... *	1-4	0-0	0-0	0	0	0	5	2	0	1	0	0	18
20	HUGO, Van..... *	0-11	0-4	0-0	2	3	5	5	0	0	2	0	0	22
22	VISORIA, Isaiah..... *	1-9	0-0	3-4	0	2	2	1	5	1	0	0	1	24
43	UNUTOA, Tuamasaga.... *	2-6	0-0	0-1	1	4	5	2	4	1	1	0	0	20
12	DULDULAO, Mark.....	1-3	0-0	0-0	0	0	0	3	2	0	1	0	1	11
32	FRANCISCO, Jay-ar....	0-0	0-0	0-0	0	0	0	0	0	0	0	0	0	3
33	WILLIAMS, Manly.....	0-0	0-0	0-0	0	1	1	1	0	0	0	0	0	7
42	CORREIA, Makana.....	0-0	0-0	0-0	0	0	0	0	0	0	0	0	0	0+
44	LUAFATASAGA, S.....	1-1	0-0	1-4	1	2	3	2	3	0	1	1	0	12
55	SEMISI, Mason.....	2-4	0-0	4-5	2	0	2	1	8	0	0	1	0	11
TEAM.....					3	3								
Totals.....		14-47	3-8	9-17	15	16	31	21	40	2	6	2	2	160

TOTAL FG% 1st Half: 6-17 35.3% 2nd Half: 8-30 26.7% Game: 29.8% DEADB
 3-Pt. FG% 1st Half: 1-2 50.0% 2nd Half: 2-6 33.3% Game: 37.5% REBS
 F Throw % 1st Half: 3-7 42.9% 2nd Half: 6-10 60.0% Game: 52.9% 2

HOME TEAM: Iolani Raiders (13-3,3-0 HHSAA)

##	Player Name	TOT-FG 3-PT			REBOUNDS			PF	TP	A	TO	BLK	S	MIN
		FG-FGA	FG-FGA	FT-FTA	OF	DE	TOT							
14	PHILLIP, Ikaika..... *	6-12	0-2	3-3	1	7	8	2	15	0	1	0	0	32
20	GALLACHER, Chris..... *	2-4	0-0	2-2	3	1	4	1	6	0	1	0	1	21
23	YAMADA, Erik..... *	0-3	0-0	6-9	0	4	4	0	6	4	2	0	1	29
24	BUSCHER, Zach..... *	3-10	1-2	4-8	1	0	1	1	11	2	1	0	0	32
50	HOGLAND, Hugh..... *	0-1	0-0	1-2	1	7	8	4	1	0	1	2	0	18
10	WINCHESTER, Pikai....	0-2	0-1	0-0	0	0	0	0	0	1	0	0	0	8
15	GELACIO, Zach.....	0-0	0-0	0-0	0	0	0	1	0	0	2	0	0	6
31	BORDEN, Kamu.....	1-2	0-0	0-0	3	4	7	4	2	0	1	0	0	12
32	MANN, Robbie.....	1-1	0-0	0-0	0	1	1	3	2	0	0	0	0	2
TEAM.....					2	2								
Totals.....		13-35	1-5	16-24	11	24	35	16	43	7	9	2	2	160

TOTAL FG% 1st Half: 8-23 34.8% 2nd Half: 5-12 41.7% Game: 37.1% DEADB
 3-Pt. FG% 1st Half: 1-3 33.3% 2nd Half: 0-2 0.0% Game: 20.0% REBS
 F Throw % 1st Half: 4-5 80.0% 2nd Half: 12-19 63.2% Game: 66.7% 3

Officials: Eric Morales, Jose Irizarry, Bobby Higa

Technical fouls: Farrington-None. Iolani-None.

Attendance: 3382

Score by Periods	1st	2nd	3rd	4th	Total
Farrington	2	14	8	16	- 40
Iolani	6	15	10	12	- 43

'IOLANI TAKES THE TITLE

The patient Raiders hold off Farrington to win the Division I championship

By Paul Honda
phonda@staradvertiser.com

Sweet and slow nice and being and simply champions.

The top-seeded Iolani Raiders grabbed a lead,

INSIDE rolled the clock and saved themselves a Division I state championship by squeaking

>> Division II Hawaii Prep tops Kahala for the crown. C4

the hopes out of second-seeded Farrington in a 43-40 victory in the final of the Hawaiian Airlines/HHSAA Boys Basketball State Championships. "Farrington's a tough



PHOTO BY: KANELO@STARADVERTISER.COM

Iolani teammates celebrated their victory over Farrington in the championship game of the Division I state basketball tournament.

bounds on his way to all-tournament and most outstanding player honors.

"I'm just trying to make him work. He's bigger. He's stronger," Buscher said.

holding the ball. They ran a nice stall. "It's too bad we didn't

#2 Kalaheo vs #1 Maryknoll
 02/23/13 7:00 pm at Neal S. Blaisdell Arena

#2 Kalaheo 60		TOTAL	3-POINT	REBOUNDS									
##	Player	FGM-FGA	FGM-FGA	FTM-FTA	OF-DE	TOT	PF	TP	A	TO	BLK	STL	MIN
02	Joshua Ko	* 7-9	2-2	8-10	1-0	1	5	24	3	4	0	0	31
03	Shemuel Sukumaran	* 1-4	1-4	0-2	1-3	4	4	3	1	0	1	0	31
10	Kalei Zuttermeister	* 4-8	4-7	0-0	0-2	2	3	12	0	0	1	2	36
21	Derick Morgan Jr	* 1-7	0-1	2-5	1-3	4	4	4	0	2	0	1	31
24	Kupaaikalani Harrison	* 4-5	1-1	1-2	0-2	2	3	10	2	1	0	2	26
11	Kurt Vegas	- 2-4	1-1	0-0	0-1	1	3	5	0	2	0	0	10
12	Kekai Smith	- 0-0	0-0	0-0	0-0	0	0	0	0	0	0	0	0
15	Robert MedeirosGreen	- 0-0	0-0	0-0	0-0	0	0	0	0	0	0	0	0
22	Silila Tucker	- 0-1	0-1	2-2	0-2	2	1	2	2	0	0	0	14
25	Anthony Rowan	- 0-0	0-0	0-0	0-0	0	0	0	0	0	0	0	1
TM TEAM		- -	-	-	1-2	3	0	-	-	-	-	-	-
Totals.....		- 19-38	9-17	13-21	4-15	19	23	60	8	9	2	5	180
		50.0%	52.9%	61.9%									

TOTAL FG%	1st Half:	8-18 44.4%	2nd Half:	8-16 50.0%	OT:	3-4 75.0%
3-Pt. FG%	1st Half:	6-10 60.0%	2nd Half:	3-7 42.9%	OT:	0-0 0.0%
F Throw %	1st Half:	2-4 50.0%	2nd Half:	8-13 61.5%	OT:	3-4 75.0%

#1 Maryknoll 54		TOTAL	3-POINT	REBOUNDS									
##	Player	FGM-FGA	FGM-FGA	FTM-FTA	OF-DE	TOT	PF	TP	A	TO	BLK	STL	MIN
21	Danny Danbara	* 3-9	0-5	1-3	0-2	2	1	7	0	6	0	1	33
23	Kaleb Gilmore	* 3-11	1-7	8-10	1-3	4	3	15	1	3	1	1	35
25	Joshua Burnett	* 2-6	1-5	1-2	1-2	3	5	6	0	2	0	0	22
44	Hyrum Harris	* 3-5	0-0	2-4	2-6	8	2	8	0	0	0	0	35
50	Tobias Schramm	* 4-4	0-0	3-7	4-5	9	1	11	2	1	0	0	19
05	Sean Ogata	- 0-0	0-0	0-0	0-0	0	1	0	0	0	0	3	10
24	Tobias Powell	- 0-1	0-1	2-2	0-0	0	3	2	0	1	0	0	9
33	Tamamoko Green	- 2-3	1-1	0-0	0-0	0	1	5	2	0	0	0	17
40	Tyson Kaloa	- 0-0	0-0	0-0	0-0	0	0	0	0	1	0	0	0
TM TEAM		- -	-	-	3-2	5	0	-	-	-	-	-	-
Totals.....		- 17-39	3-19	17-28	11-20	31	17	54	5	14	1	5	180
		43.6%	15.8%	60.7%									

TOTAL FG%	1st Half:	5-19 26.3%	2nd Half:	11-16 68.8%	OT:	1-4 25.0%
3-Pt. FG%	1st Half:	2-11 18.2%	2nd Half:	1-5 20.0%	OT:	0-3 0.0%
F Throw %	1st Half:	9-13 69.2%	2nd Half:	7-13 53.8%	OT:	1-2 50.0%

Score by Periods	1st	2nd	3rd	4th	OT	Total	
#2 Kalaheo	16	8	15	12	9	60	Record: (17-0)
#1 Maryknoll	3	18	13	17	3	54	Record: (13-2)

Officials: Will Puchalski, Donovan Lewis Sr., Mike Ishikawa
 Technical fouls: #2 Kalaheo-None. #1 Maryknoll-None.
 Attendance: 3808

Kalaheo's back on top

By Paul Hendri
 phendri@kwa.com

In the end, it might have been the most thrilling boys' basketball title game in island history.

The Kalaheo Mustangs took every bit the Maryknoll Spartans could give, blew a 19-point lead, then relied on the clutch shooting of Josh Ko to pull out a remarkable 66-4 overtime win on Saturday night in the Division I final of the Hawaiian Air Force/HNSAA Boys' Basketball State Championships.

A crowd of 3,808 often sounded like a full house at Blaisdell Arena as the Mustangs secured their first 4th title since 2001.

Ko poured in 26 points, including six in the extra period, as the



scored a couple of baskets that were crucial. Whenever they needed a big basket, they hit 'em. Gotta give credit to the guys.

Kalaheo got your mind blown away from Kaleb Zuttermeister and Kupaaikalani Harrison, who aren't really known for their 3-point shooting skills.

Zuttermeister, at 6-foot-8 and 175 pounds, battled Maryknoll's Gobet for the center; 6-0 Tobias Schramm from start to finish. Harrison, a male high school senior, pushed as hard as he could and the team against 6-6 Hyrum Harris.

"Just listened to Coach Allen and board out as much as I could," said Harrison, who scored six of his eight points in the second half.

Maryknoll was spectacular in

Kahuku Red Raiders vs Punahou Buffanblu
 2/25/12 7 p.m. at Blaisdell Arena

VISITORS: Kahuku Red Raiders (18-2,2-1 HHSAA)

##	Player Name	TOT-FG 3-PT			REBOUNDS			PF	TP	A	TO	BLK	S	MIN
		FG-FGA	FG-FGA	FT-FTA	OF	DE	TOT							
03	RAMIREZ, Evan..... *	1-5	0-1	0-0	0	5	5	4	2	2	3	0	1	27
05	JOHNSON, Kawehena.... *	5-14	2-6	3-6	0	0	0	5	15	2	5	0	1	29
10	KUALII-MOE, Mason.... *	3-9	3-5	4-7	0	2	2	5	13	2	2	0	2	30
24	FISO, Mikeli..... *	3-6	0-0	0-0	2	4	6	3	6	1	0	0	1	28
33	CHING, Sam..... *	3-3	0-0	0-0	2	4	6	3	6	0	1	0	0	18
11	THOMPSON, Lasselle...	1-1	0-0	1-2	0	3	3	2	3	0	1	0	0	6
21	AH YOU, Quayd.....	0-0	0-0	0-0	0	0	0	0	0	1	0	0	0	1
22	AKI JR., Danny.....	0-1	0-0	0-0	0	1	1	1	0	0	0	0	0	5
23	BEATTY, Bronson.....	1-1	0-0	0-0	0	1	1	1	2	1	2	0	0	10
30	MOTUGA, Devailo.....	1-1	1-1	0-0	0	0	0	0	3	0	0	0	0	1
31	FONUA, Benny.....	1-2	0-0	0-0	0	0	0	3	2	0	0	0	0	5
TEAM.....					4	1	5							
Totals.....		19-43	6-13	8-15	8	21	29	27	52	9	14	0	5	160

TOTAL FG% 1st Half: 9-23 39.1% 2nd Half: 10-20 50.0% Game: 44.2% DEADB
 3-Pt. FG% 1st Half: 3-6 50.0% 2nd Half: 3-7 42.9% Game: 46.2% REBS
 F Throw % 1st Half: 7-12 58.3% 2nd Half: 1-3 33.3% Game: 53.3% 3,1

HOME TEAM: Punahou Buffanblu (14-1,3-0 HHSAA)

##	Player Name	TOT-FG 3-PT			REBOUNDS			PF	TP	A	TO	BLK	S	MIN
		FG-FGA	FG-FGA	FT-FTA	OF	DE	TOT							
33	BUCKNER, DeFOREST.... c	5-9	0-0	0-2	3	7	10	2	10	2	0	2	1	25
02	TANUVASA, Jordan.... *	0-0	0-0	0-0	0	1	1	3	0	2	2	0	1	25
14	McAFEE-TORCO, Ka'aha. *	0-2	0-1	0-2	0	1	1	3	0	0	2	0	1	21
23	VELASQUEZ, Nick..... *	2-8	0-3	2-3	1	1	2	2	6	0	2	0	0	16
24	JOHNSON, Malik..... *	6-11	0-0	10-12	1	4	5	2	22	1	0	1	0	23
01	GRUEBNER, Sean.....	2-3	1-2	0-0	0	1	1	0	5	1	1	0	1	9
03	MATSUKAWA, Bryan.....	0-0	0-0	0-0	0	0	0	0	0	0	0	0	0	5
05	LAKALAKA, Steven.....	0-0	0-0	1-2	1	1	2	3	1	2	3	0	3	12
11	TANIGUCHI, Mathew....	0-0	0-0	3-6	1	2	3	4	3	0	1	0	0	9
20	HENDERSON, Taylor....	2-4	0-1	0-1	0	0	0	1	4	0	0	0	0	6
32	FEY, Kupono.....	3-4	0-0	2-4	1	2	3	1	8	2	0	1	0	8
TEAM.....											1			
Totals.....		20-41	1-7	18-32	8	20	28	21	59	10	12	4	7	159

TOTAL FG% 1st Half: 9-23 39.1% 2nd Half: 11-18 61.1% Game: 48.8% DEADB
 3-Pt. FG% 1st Half: 1-6 16.7% 2nd Half: 0-1 0.0% Game: 14.3% REBS
 F Throw % 1st Half: 6-13 46.2% 2nd Half: 12-19 63.2% Game: 56.3% 5

Officials: Patrick Black-Santiago, Daniel Glass Jr., Dan Coda
 Technical fouls: Kahuku Red Raiders-None. Punahou Buffanblu-None.
 Attendance: 3066

Score by Periods	1st	2nd	3rd	4th	Total
Kahuku Red Raiders.....	15	13	14	10	- 52
Punahou Buffanblu.....	14	11	14	20	- 59

BUFFANBLU CLAIM CROWN

Punahou rallies to defeat Kahuku for the Division I title

By Paul Hooda
phooda@hawaiiaweek.com

For 27 minutes, Kahuku had the hypochondriac of Hawaii's basketball.
 Using a half-court press and constant double teams on DeForest Buckner, the Red Raiders had the up-seated Punahou Buffanblu on the ropes. But Malik Johnson stepped up with 22 points, and did not forget that Matthew Taniguchi hit the key free throw in the final 34 seconds as Punahou secured with a 59-52



KS-Kapalama vs #1 Iolani
 02/19/11 7:00 pm at Stan Sheriff Center

KS-Kapalama 64		TOTAL	3-POINT	REBOUNDS									
##	Player	FGM-FGA	FGM-FGA	FTM-FTA	OF-DE	TOT	PF	TP	A	TO	BLK	STL	MIN
10	Enos, Dyrbe	* 3-7	0-3	2-2	0-2	2	0	8	4	2	0	1	28
15	Christenson, Micah	* 7-12	2-5	5-6	3-4	7	2	21	2	2	2	2	32
21	Achong, Davis	* 2-8	0-0	0-2	0-1	1	3	4	3	1	0	4	20
22	Camanse-Stevens, Mak	* 1-5	0-1	0-0	0-2	2	0	2	0	1	1	0	18
33	Tang, Charlton	* 4-6	0-0	0-0	1-2	3	4	8	1	0	0	0	15
11	Matayoshi, Shane	- 1-3	1-2	0-0	1-1	2	0	3	4	2	0	0	15
12	Ho, Frank	- 3-6	2-3	0-2	1-0	1	2	8	0	0	0	0	14
20	Orpillia, Brandon	- 0-1	0-1	0-0	0-1	1	0	0	0	0	0	0	1
43	Yoshida, Shane	- 4-4	0-0	2-5	1-2	3	3	10	0	0	0	0	17
TM	TEAM	- -	-	-	5-0	5	0	-	-	-	-	-	-
Totals.....		- 25-52	5-15	9-17	12-15	27	14	64	14	8	3	7	160
		48.1%	33.3%	52.9%									

TOTAL FG%	1st Half:	12-28 42.9%	2nd Half:	13-24 54.2%
3-Pt. FG%	1st Half:	2-11 18.2%	2nd Half:	3-4 75.0%
F Throw %	1st Half:	0-3 0.0%	2nd Half:	9-14 64.3%

#1 Iolani 53		TOTAL	3-POINT	REBOUNDS									
##	Player	FGM-FGA	FGM-FGA	FTM-FTA	OF-DE	TOT	PF	TP	A	TO	BLK	STL	MIN
10	Simmonds, Jourdan	* 1-5	1-3	2-2	1-2	3	2	5	1	4	0	0	26
14	Saito, Reid	* 6-13	0-1	3-4	0-2	2	1	15	2	2	1	2	27
15	Scheer, Kainoa	* 2-3	0-0	3-6	4-1	5	1	7	0	1	0	0	10
20	Sukumaran, Josiah	* 3-6	0-0	0-0	2-7	9	3	6	1	1	2	0	27
22	Tulonghari, Trevyn	* 4-15	1-9	4-4	1-3	4	2	13	1	0	0	1	29
23	Vega, Gabriel	- 0-1	0-0	1-2	2-4	6	3	1	0	2	0	0	12
32	Ching, Adam	- 2-3	2-3	0-0	0-0	0	2	6	1	1	0	1	16
33	Hogan, Keahi	- 0-0	0-0	0-0	0-0	0	2	0	0	0	0	0	10
34	Pauli, Duke	- 0-0	0-0	0-0	0-0	0	1	0	0	1	0	0	3
TM	TEAM	- -	-	-	3-1	4	0	-	-	-	-	-	-
Totals.....		- 18-46	4-16	13-18	13-20	33	17	53	6	13	3	4	160
		39.1%	25.0%	72.2%									

TOTAL FG%	1st Half:	8-24 33.3%	2nd Half:	10-22 45.5%
3-Pt. FG%	1st Half:	2-7 28.6%	2nd Half:	2-9 22.2%
F Throw %	1st Half:	3-4 75.0%	2nd Half:	10-14 71.4%

Score by Periods	1st	2nd	3rd	4th	Total	
KS-Kapalama	13	13	21	17	64	Record: (16-2, 4-0 HHSAA)
#1 Iolani	9	12	14	18	53	Record: (15-2, 2-1 HHSAA)

Officials: Mike Ishikawa, Terry Arista, Tony Collazo
 Technical fouls: KS-Kapalama-None. #1 Iolani-None.
 Attendance: 3648

DIVISION I CHAMPIONSHIP: KAMEHAMEHA 64 'IOLANI 53

SWEET VICTORY



KS Kapalama vs Iolani
 03/06/10 7:00pm at Stan Sheriff Center

KS Kapalama (43)		TOTAL 3-POINT			REBOUNDS								
##	Player	FGM-FGA	FGM-FGA	FTM-FTA	OF-DE	TOT	PF	TP	A	TO	BLK	STL	MIN
11	Matayoshi, Shane	* 3-8	1-5	1-1	1-2	3	2	8	2	3	0	1	27
12	Ho, Frank	- 0-4	0-3	0-0	0-0	0	0	0	0	0	0	1	7
15	Christensen, Micah	* 9-18	0-1	5-7	6-5	11	3	23	0	2	1	2	32
20	Orpillia, Branden	- 0-0	0-0	0-0	0-0	0	0	0	0	1	0	0	2
21	Auyong, Brent	- 0-0	0-0	0-0	0-0	0	1	0	0	0	0	0	4
22	Bajet, Chaz	* 3-5	0-0	0-0	0-0	0	3	6	1	1	0	1	29
31	Kuhns, Devin	- 0-1	0-0	0-0	0-2	2	1	0	0	1	0	0	13
33	Tang, Charlton	* 1-4	0-0	1-2	3-3	6	2	3	0	0	0	1	19
41	Enos, Dyrbe	* 1-10	1-5	0-0	0-4	4	3	3	0	3	0	1	27
TM	Team	- -	-	-	5-0	5	-	-	-	-	-	-	-
Totals.....		- 17-50	2-14	7-10	15-16	31	15	43	3	11	1	7	160
		34.0%	14.3%	70.0%									

TOTAL FG% 1st Half: 6-27 22.2% 2nd Half: 11-23 47.8%
 3-Pt. FG% 1st Half: 2-8 25.0% 2nd Half: 0-6 0.0%
 F Throw % 1st Half: 5-6 83.3% 2nd Half: 2-4 50.0%

Iolani (46)		TOTAL 3-POINT			REBOUNDS								
##	Player	FGM-FGA	FGM-FGA	FTM-FTA	OF-DE	TOT	PF	TP	A	TO	BLK	STL	MIN
10	Skalman, Andrew	* 2-4	1-3	0-0	0-0	0	1	5	3	1	1	1	28
11	Baldomero, Ammon	- 0-0	0-0	0-0	0-1	1	0	0	1	2	0	0	3
14	Saito, Reid	- 0-0	0-0	1-3	0-1	1	2	1	0	3	1	1	15
15	Arakawa, Jarrett	* 1-3	0-0	2-4	0-4	4	4	4	0	4	2	0	25
20	Sukumaran, Josiah	- 1-1	0-0	1-1	0-4	4	2	3	1	2	3	0	20
21	Chu, Kainoa	* 7-11	5-7	8-10	0-3	3	3	27	0	0	0	1	25
22	Tulonghari, Trevyn	- 2-6	0-3	0-0	0-4	4	2	4	1	1	0	0	22
24	Scheer, Kainoa	* 0-0	0-0	0-0	1-2	3	1	0	0	1	1	0	9
31	Simmonds, Jourdan	- 0-0	0-0	0-0	0-0	0	0	0	0	0	0	0	3
33	Foy, John	* 0-1	0-1	0-0	1-0	1	1	0	0	1	0	0	4
34	Vega, Gabriel	- 1-2	0-0	0-0	0-1	1	0	2	0	0	2	1	6
TM	TEAM	- -	-	-	0-0	0	-	-	-	-	-	-	-
Totals.....		- 14-28	6-14	12-18	2-20	22	16	46	6	15	10	4	160
		50.0%	42.9%	66.7%									

TOTAL FG% 1st Half: 5-15 33.3% 2nd Half: 9-13 69.2%
 3-Pt. FG% 1st Half: 2-8 25.0% 2nd Half: 4-6 66.7%
 F Throw % 1st Half: 3-5 60.0% 2nd Half: 9-13 69.2%

Score by Periods	1st	2nd	3rd	4th	Total
KS Kapalama (16-5)	12	7	12	12	43
Iolani (15-2)	2	13	20	11	46

Officials: Bryan Barr, Ron Gouchenour, Pat Silva
 Technical fouls: KS Kapalama-None. Iolani-None.
 Attendance: 5407

Iolani claims title on clutch basket



Kahuku "Red Raiders" vs Kamehameha-Kapalama "Warriors"
 3/7/09 7:00pm at Blaisdell Arena

VISITORS: Kahuku "Red Raiders" 19-2, 2-1 HHSAA

##	Player Name	TOT-FG 3-PT			REBOUNDS			PF	TP	A	TO	BLK	S	MIN
		FG-FGA	FG-FGA	FT-FTA	OF	DE	TOT							
05	GALEAI, Jray..... *	1-9	1-4	2-6	1	1	2	5	5	3	2	0	2	15
10	AH HOY, Irwin..... *	1-6	1-5	1-2	3	2	5	3	4	3	4	0	1	27
21	AKINA, Nehoa..... *	3-11	2-6	4-4	0	0	0	2	12	0	6	0	1	26
50	SCHWENKE, Kona..... *	0-4	0-0	8-10	4	4	8	3	8	1	1	0	0	24
51	FEAGAI, Christian... *	2-2	0-0	0-0	1	1	2	2	4	1	0	0	0	23
03	DAMUNI, Mikeli.....	0-0	0-0	2-2	0	1	1	0	2	0	1	0	0	10
15	KAKA, Sage.....	0-1	0-1	0-0	0	0	0	0	0	0	0	0	0	4
20	NAUAAHI, Kohl.....	1-6	1-4	0-0	1	2	3	3	3	0	1	1	0	15
22	KAKA, Jackson.....	0-0	0-0	0-0	0	1	1	0	0	0	0	0	0	2
32	THOMPSON, Shairone..	3-4	0-0	1-4	3	4	7	0	7	0	0	0	1	14
	TEAM.....				2	1	3				1			
	Totals.....	11-43	5-20	18-28	15	17	32	18	45	8	16	1	5	160

TOTAL FG% 1st Half: 3-23 13.0% 2nd Half: 8-20 40.0% Game: 25.6% DEADB
 3-Pt. FG% 1st Half: 1-11 9.1% 2nd Half: 4-9 44.4% Game: 25.0% REBS
 F Throw % 1st Half: 8-10 80.0% 2nd Half: 10-18 55.6% Game: 64.3% 4,1

HOME TEAM: Kamehameha-Kapalama "Warriors" 14-1, 3-0 HHSAA

##	Player Name	TOT-FG 3-PT			REBOUNDS			PF	TP	A	TO	BLK	S	MIN
		FG-FGA	FG-FGA	FT-FTA	OF	DE	TOT							
14	CHRISTENSON, Micah.. *	4-13	0-5	3-4	1	4	5	3	11	1	1	3	2	28
22	BAJET, Chaz..... *	2-4	0-2	1-2	0	4	4	3	5	1	1	0	2	22
24	MINNS, Pi`i..... *	8-15	2-6	2-4	0	2	2	2	20	0	9	2	3	24
31	DEREGO, Auwae..... *	0-4	0-0	5-8	3	5	8	3	5	0	3	0	1	21
34	VIENA, Blake..... *	1-2	0-0	3-4	3	0	3	4	5	1	0	0	0	21
10	KAMANO, Edmund.....	0-1	0-0	1-3	4	0	4	0	1	2	3	0	0	12
23	DUMLAO, Brandon.....	0-0	0-0	0-0	0	0	0	0	0	0	0	0	0	7
32	BODE, Shawn.....	0-0	0-0	0-0	0	0	0	0	0	1	1	0	0	2
33	KA`AI, Koa.....	0-0	0-0	0-0	1	1	2	3	0	0	0	0	1	13
35	TERAMAE-KAEHUAEA, D.	0-1	0-0	0-0	0	1	1	2	0	0	0	0	0	10
	TEAM.....				3	3	3							
	Totals.....	15-40	2-13	15-25	12	20	32	20	47	6	18	5	9	160

TOTAL FG% 1st Half: 8-22 36.4% 2nd Half: 7-18 38.9% Game: 37.5% DEADB
 3-Pt. FG% 1st Half: 2-6 33.3% 2nd Half: 0-7 0.0% Game: 15.4% REBS
 F Throw % 1st Half: 4-6 66.7% 2nd Half: 11-19 57.9% Game: 60.0% 5,3

Officials: Mason Souza, King Whetstone, Kirk Hottendorf
 Technical fouls: Kahuku "Red Raiders"-TEAM. Kamehameha-Kapalama
 "Warriors"-None.

Attendance: 5208

Score by Periods	1st	2nd	3rd	4th	Total
Kahuku "Red Raiders".....	9	6	16	14	- 45
Kamehameha-Kapalama "Warriors"	12	10	8	17	- 47

Points in the paint-KAHUKU 12,KSK 18.
 Points off turnovers-KAHUKU 12,KSK 11.
 2nd chance points-KAHUKU 13,KSK 11.
 Fast break points-KAHUKU 0,KSK 0.
 Bench points-KAHUKU 12,KSK 1.
 Score tied-7 times. Lead changed-5 times.
 Last FG-KAHUKU 4th-00:10, KSK 4th-01:23.
 Largest lead-KAHUKU by 4 4th-07:52,
 KSK by 7 1st-02:41.

Kamehameha captures crown



Punahou vs KS Hawaii
02/23/08 8:00pm at Neal Blaisdell Arena

Punahou 41		TOTAL	3-POINT	REBOUNDS									
##	Player	FGM-FGA	FGM-FGA	FTM-FTA	OF-DE	TOT	PF	TP	A	TO	BLK	STL	MIN
03	Hilliard, Dalton	* 0-3	0-1	1-2	0-3	3	1	1	3	4	1	0	28
05	Toma, Robert	* 2-6	1-4	2-2	0-0	0	1	7	1	0	0	1	29
22	Te'o, Manti	* 2-3	0-0	2-4	1-1	2	3	6	0	2	1	0	21
30	Steinhoff, Kameron	* 5-15	0-1	3-4	3-9	12	2	13	1	3	2	2	30
32	Crabb, Trevor	* 5-10	0-0	0-0	2-5	7	2	10	2	1	2	0	24
12	Yoshiyama, Shane	- 0-1	0-1	0-0	1-1	2	1	0	0	1	0	0	8
15	Cassiday, Henry	- 2-3	0-0	0-0	1-2	3	1	4	2	1	0	0	20
31	GAddis, Kai	- 0-0	0-0	0-0	1-0	1	0	0	0	0	0	0	1
TM	Team	- -	-	-	1-0	1	0	-	-	-	-	-	-
Totals.....		- 16-41	1-7	8-12	10-21	31	11	41	9	12	6	3	161
		39.0%	14.3%	66.7%									

TOTAL FG% 1st Half: 8-21 38.1% 2nd Half: 8-20 40.0%
 3-Pt. FG% 1st Half: 1-5 20.0% 2nd Half: 0-2 0.0%
 F Throw % 1st Half: 6-10 60.0% 2nd Half: 2-2 100.0%

KS Hawaii 38		TOTAL	3-POINT	REBOUNDS									
##	Player	FGM-FGA	FGM-FGA	FTM-FTA	OF-DE	TOT	PF	TP	A	TO	BLK	STL	MIN
03	Kackley, Russell	* 1-2	0-1	0-0	1-1	2	4	2	1	1	0	1	30
13	Kekauialua, Isaiah	* 1-5	1-4	0-0	0-1	1	1	3	2	1	0	0	31
23	Kramer, Kealoha	* 3-11	0-2	1-1	5-2	7	2	7	2	3	0	0	24
24	Collins, Colton	* 1-7	0-0	0-0	0-2	2	1	2	3	0	0	1	30
32	Rosehill, Hogan	* 9-18	2-3	0-0	4-7	11	2	20	1	1	0	0	28
11	Cazimero, Kawika	- 0-3	0-1	2-2	0-1	1	0	2	1	0	0	0	6
20	Soares, Kulani	- 0-1	0-0	2-2	0-0	0	2	2	1	2	0	0	8
21	Waltjen, Cody	- 0-0	0-0	0-0	0-0	0	0	0	0	0	0	0	3
TM	Team	- -	-	-	0-0	0	0	-	-	-	-	-	-
Totals.....		- 15-47	3-11	5-5	10-14	24	12	38	11	8	0	2	160
		31.9%	27.3%	100 %									

TOTAL FG% 1st Half: 8-22 36.4% 2nd Half: 7-25 28.0%
 3-Pt. FG% 1st Half: 1-5 20.0% 2nd Half: 2-6 33.3%
 F Throw % 1st Half: 2-2 100.0% 2nd Half: 3-3 100.0%

Score by Periods	1st	2nd	3rd	4th	Total	Record:
Punahou	7	16	10	8	41	(14-3)
KS Hawaii	12	7	14	5	38	(15-3)

Officials: Pat Silva, Tony Collazo, Jose Irizzary
 Technical fouls: Punahou-None. KS-Hawaii-None.
 Attendance: 4124

Punahou is state's best, 41-38



Late surge gives Buffanblu their first boys title since 1999

BY WES NAKAMA
Advertiser Staff Writer

Punahou squeezed past Kamehameha-Hawaii, 41-38 last night to win its first Hawaiian Airlines/Hawaii High School Athletic Association Boys Basketball Championship since 1999.

A crowd of 4,124 at Blaisdell Arena watched the Buffanblu finish 14-3 in the regular and postseason and deny the War-

Kaimuki Bulldogs vs Punahou Buffanblu
 02/23/07 08:10pm at Stan Sheriff Center

VISITORS: Kaimuki Bulldogs (14-5), (3-0)

##	Player Name	TOT-FG			3-PT			REBOUNDS			PF	TP	A	TO	BLK	S	MIN
		FG-FGA	FG-FGA	FT-FTA	OF	DE	TOT										
10	Colon, Daniel..... *	5-11	0-3	1-2	1	4	5	3	11	2	5	0	0	0	32		
13	Madamba, Brandon..... *	0-1	0-1	0-2	0	3	3	2	0	3	4	0	1	32			
20	Nahinu, Makalii..... *	2-5	1-1	0-0	2	1	3	1	5	2	1	0	1	23			
24	Reyes, Keone..... *	5-7	1-1	10-11	3	4	7	4	21	1	3	0	0	19			
32	Albrechtson, Beau.... *	4-12	0-0	8-8	4	12	16	3	16	0	1	2	1	32			
11	Ramos-Dias, Chezz....	0-0	0-0	0-0	0	0	0	1	0	0	1	0	0	0+			
12	Cabudol, Craig.....	0-0	0-0	0-0	0	0	0	0	0	0	1	0	0	1			
14	Lim, Bryan.....	0-0	0-0	0-0	0	0	0	1	0	0	0	0	0	0+			
15	Nicola, Chauncey.....	1-2	0-0	0-0	0	0	0	2	2	0	1	0	0	16			
21	Cookman, Kamahoi.....	0-0	0-0	0-0	0	0	0	0	0	0	0	0	0	0+			
23	Kakitani, Ryan.....	0-0	0-0	0-1	0	0	0	0	0	0	0	0	0	0+			
25	Faleao, Perry.....	0-0	0-0	0-0	0	0	0	0	0	0	0	0	0	0+			
31	Tautofi, Desmond.....	2-3	0-0	2-3	0	3	3	0	6	1	0	1	0	5			
33	Namdrik, Preacher....	0-0	0-0	0-0	0	0	0	0	0	0	0	0	0	0+			
TEAM.....					3 3												
Totals.....		19-41	2-6	21-27	10	30	40	17	61	9	17	3	3	160			

TOTAL FG% 1st Half: 10-26 38.5% 2nd Half: 9-15 60.0% Game: 46.3% DEADB
 3-Pt. FG% 1st Half: 2-6 33.3% 2nd Half: 0-0 0.0% Game: 33.3% REBS
 F Throw % 1st Half: 6-7 85.7% 2nd Half: 15-20 75.0% Game: 77.8% 1

HOME TEAM: Punahou Buffanblu (13-2), (2-1)

##	Player Name	TOT-FG			3-PT			REBOUNDS			PF	TP	A	TO	BLK	S	MIN
		FG-FGA	FG-FGA	FT-FTA	OF	DE	TOT										
12	Ostrowski, Jeremiah.. *	6-17	1-7	1-4	0	1	1	5	14	0	1	0	3	27			
23	Hilliard, Dalton..... *	2-6	1-4	1-2	2	2	4	0	6	3	1	0	3	29			
30	Cassiday, Henry..... *	0-1	0-1	0-0	0	1	1	2	0	3	1	0	1	17			
42	Steinhoff, Kameron... *	4-7	0-0	1-2	1	1	2	5	9	1	1	0	1	26			
50	McLachlin, Spencer... *	6-12	1-4	1-2	2	6	8	2	14	3	2	3	0	31			
10	Toma, Robert.....	0-0	0-0	0-0	0	0	0	0	0	0	0	0	0	1			
20	Makaula, Kimo.....	2-8	1-4	0-0	1	2	3	1	5	0	0	0	0	8			
21	Okamura, Dane.....	0-0	0-0	0-0	0	0	0	0	0	0	0	0	0	0+			
22	Whitford, Kyle.....	0-6	0-5	0-0	1	0	1	3	0	0	1	0	1	12			
31	Hawkins, Ted.....	0-0	0-0	0-0	0	0	0	1	0	0	0	0	0	8			
40	McFadden, Sean.....	1-2	0-1	1-1	0	0	0	0	3	0	0	0	0	0+			
41	Crabb, Trevor.....	0-0	0-0	0-0	0	0	0	1	0	0	0	0	1	1			
51	Shibuya, Casey.....	0-0	0-0	0-0	0	0	0	0	0	0	0	0	0	0+			
52	Dacanay, Marc.....	0-0	0-0	2-2	1	0	1	0	2	0	0	0	0	0+			
TEAM.....					1 1												
Totals.....		21-59	4-26	7-13	9	13	22	20	53	10	7	3	10	160			

TOTAL FG% 1st Half: 11-26 42.3% 2nd Half: 10-33 30.3% Game: 35.6% DEADB
 3-Pt. FG% 1st Half: 3-10 30.0% 2nd Half: 1-16 6.3% Game: 15.4% REBS
 F Throw % 1st Half: 3-8 37.5% 2nd Half: 4-5 80.0% Game: 53.8% 5,4

Officials: Donovan Lewis, Louis Fuentes, Pat Silva

Technical fouls: Kaimuki Bulldogs-None. Punahou Buffanblu-None.

Attendance: 6516

Score by Periods	1st	2nd	3rd	4th	Total
Kaimuki Bulldogs.....	12	16	10	23	- 61
Punahou Buffanblu.....	15	13	7	18	- 53

Kaimukī top 'Dog with 61-53 victory



Bulldogs' tough inside game, defense too much for Punahou

BY WEB MAKAMA
Advertiser Staff Writer

In a storybook finish to an up-and-down season, Kaimuki won its first boys' basketball state championship since 1993 last night by overpowering Punahou, 61-53, before 6,516 screaming fans at the Stan Sheriff Center.

The Bulldogs, who lost five games in January including a shocking upset to 3-9 Roosevelt, finished the regular and post-season at 14-5 by surprisingly building a 10-point fourth-quarter lead over the No. 1-seeded Buffanblu (13-2) despite All-State forward Keone Reyes sitting on the bench with four fouls.

KAIMUKI "BULLDOGS" vs IOLANI "RAIDERS"
 2/24/06 8:00 pm at Stan Sheriff Center

VISITORS: KAIMUKI "BULLDOGS" (11-2)

##	Player Name	TOT-FG 3-PT			REBOUNDS							MIN			
		FG-FGA	FG-FGA	FT-FTA	OF	DE	TOT	PF	TP	A	TO		BLK	S	
10	Colon, Daniel..... *	2-7	0-2	1-2	0	2	2	4	5	3	5	0	1	30	
11	Higa, Alika.....	1-1	0-0	0-2	0	0	0	0	2	0	0	0	0	2	
12	Cabudol, Craig.....	1-1	0-0	0-0	0	0	0	0	2	0	0	0	0	0+	
14	Lim, Bryan.....	0-0	0-0	0-0	0	0	0	0	0	0	0	0	0	0+	
15	Dela Calzada, Shaun. *	2-7	0-0	0-0	3	2	5	4	4	0	4	0	1	24	
20	Seto-Mook, Swaine...	1-1	0-0	0-0	0	0	0	0	2	0	0	0	0	0+	
21	Ramos-dias, Shadrach	0-0	0-0	1-2	0	3	3	3	1	0	1	0	0	10	
22	Pyo, Thomas.....	0-0	0-0	0-0	0	0	0	0	0	0	0	0	0	1	
23	Miyasaka, Phillip...	0-0	0-0	0-0	0	0	0	0	0	0	0	0	0	0+	
24	Reyes, Keone..... *	6-7	1-1	5-9	0	4	4	4	18	0	4	0	2	30	
31	Shiu, Jarett..... *	0-7	0-5	0-0	0	1	1	3	0	2	4	0	2	32	
32	Albrechtson, Beau... *	3-6	0-1	1-2	3	3	6	2	7	1	1	0	2	30	
TEAM.....					1		1								
Totals.....		16-37	1-9	8-17	7	15	22	20	41	6	19	0	8	159	

TOTAL FG% 1st Half:	4-15	26.7%	2nd Half:	12-22	54.5%	Game:	43.2%	DEADB
3-Pt. FG% 1st Half:	0-5	0.0%	2nd Half:	1-4	25.0%	Game:	11.1%	REBS
F Throw % 1st Half:	1-5	20.0%	2nd Half:	7-12	58.3%	Game:	47.1%	6

HOME TEAM: IOLANI "RAIDERS" (13-2)

##	Player Name	TOT-FG 3-PT			REBOUNDS							MIN			
		FG-FGA	FG-FGA	FT-FTA	OF	DE	TOT	PF	TP	A	TO		BLK	S	
10	Marciel, Kela.....	0-1	0-0	0-0	0	0	0	1	0	0	0	0	0	2	
12	Nip, Vinny..... *	4-6	1-2	2-4	1	2	3	1	11	1	2	0	0	18	
20	Kang, Barry..... *	2-4	0-0	5-5	1	1	2	1	9	0	1	0	3	18	
21	Dung, Ryan.....	0-1	0-1	0-0	0	1	1	1	0	3	2	0	0	13	
22	Miyahira, Case.....	2-5	2-4	0-0	0	0	0	1	6	0	0	0	0	13	
23	Mounts, Taylor.....	0-0	0-0	0-0	0	0	0	1	0	0	0	0	0	5	
24	Kealoha, Kekai.....	1-2	1-1	1-2	0	2	2	2	4	0	0	0	0	16	
25	Shoji, Kawika..... *	3-9	0-2	4-4	2	5	7	2	10	2	4	0	2	24	
30	Wong, Berton.....	0-0	0-0	0-0	0	0	0	0	0	0	1	0	0	0+	
31	Ball, Brandon.....	0-0	0-0	0-0	0	0	0	0	0	0	0	0	0	0+	
32	Takamura, Jon..... *	3-4	0-0	0-1	2	1	3	1	6	0	1	0	2	18	
33	Nobriga, Liloa.....	1-3	0-0	4-6	2	2	4	4	6	2	3	0	0	18	
34	Yama, Blayne.....	0-0	0-0	0-0	0	1	1	0	0	0	1	0	0	1	
40	Marciel, Wally..... *	0-2	0-0	2-2	1	1	2	0	2	2	1	0	2	10	
42	Kepoo, Kiran.....	0-0	0-0	0-0	0	0	0	0	0	0	0	0	1	2	
TEAM.....					1		1		1						
Totals.....		16-37	4-10	18-24	9	17	26	15	54	10	17	0	10	158	

TOTAL FG% 1st Half:	7-21	33.3%	2nd Half:	9-16	56.3%	Game:	43.2%	DEADB
3-Pt. FG% 1st Half:	3-7	42.9%	2nd Half:	1-3	33.3%	Game:	40.0%	REBS
F Throw % 1st Half:	0-0	0.0%	2nd Half:	18-24	75.0%	Game:	75.0%	3

Officials: Ryan Wells, Pat Silva, Alton Mamiya
 Technical fouls: KAIMUKI "BULLDOGS"--None. IOLANI "RAIDERS"--None.
 Attendance:


Score by Periods	1st	2nd	3rd	4th	Total
KAIMUKI "BULLDOGS".....	4	5	10	22	- 41
IOLANI "RAIDERS".....	5	12	21	16	- 54

'One team' delivers Iolani 5th title in row

Raiders' depth key
in wearing down
Bulldogs, 54-41

BY WEB NAKAMA
 Advertiser Staff Writer
 The Iolani boys basketball team's "Drive for Five" in the Hawaiian Airlines/Hawaii High School Athletic Association state tournament proved to be a smooth one after all.
 The Raiders won their record fifth straight state championship last night by blitzing past Kaimuki, 54-41, before an energetic crowd of 5,437 at Stan Sher-

HONOLULUADVERTISER.COM
 For more photos of last night's state championship game, go to



Kahuku vs. Iolani
2/26/2005, 8:00pm at Neal Blaisdell Arena

Kahuku (51)	TOTAL	3-POINT									
Player	FGM-FGA	FGM-FGA	FTM-FTA	REB	PF	TP	A	TO	BLK	STL	MIN
Devin Unga	6-11	0-2	2-3	12	4	14	1	4	0	1	29
Shane Hayden	4-14	3-12	0-0	1	4	11	1	2	0	0	26
Josh Wily	1-3		0-0	1	1	2	0	1	0	0	12
Junior Ale	3-9	1-5	1-1	5	3	8	1	2	0	1	30
Clint Parks	3-11	0-1	1-1	3	5	7	2	4	0	0	22
Kevin Unga	2-5		3-8	8	4	7	2	3	1	0	26
Teo	0-0		0-0	0	0	0	0	0	0	0	0+
Viliami Tilini	1-1		0-0	4	1	2	0	0	0	1	8
Micah Wily	0-0		0-0	0	2	0	1	1	0	0	7
Team	-	-	-	3		-	-	-	-	-	-
Totals.....	-	20-54	4-20	37	24	51	8	17	1	3	160
		37.0%	20.0%								
			53.8%								

Iolani (62)	TOTAL	3-POINT									
Player	FGM-FGA	FGM-FGA	FTM-FTA	REB	PF	TP	A	TO	BLK	STL	MIN
Aaron Young	0-0		0-0	0	0	0	0	0	0	0	0+
Vinny Nip	4-11	1-3	0-0	4	3	9	2	2	0	2	32
Barry Kang	0-0		1-2	0	1	1	0	1	0	0	12
Ryan Dung	0-2		5-6	3	1	5	0	2	0	0	18
Kyson Morikuni	0-0		0-0	0	0	0	0	0	0	0	0+
Taylor Mounts	0-0		0-0	0	0	0	0	0	0	0	0+
Kekai Kealoha	1-1		0-0	0	0	2	1	0	0	1	2
Kawika Shoji	2-8	0-1	2-2	7	3	6	3	0	0	2	32
Kyle Pape	7-15	1-5	12-14	4	1	27	1	1	0	1	32
Jon Takamura	1-1		0-1	3	4	2	1	2	0	0	12
Wes Eberlin	0-0		1-2	0	0	1	0	0	0	0	1
Blayne Yama	0-0		0-0	0	0	0	0	0	0	0	0+
Wally Marciel	4-5		1-4	6	3	9	2	1	0	1	17
Kiran Kepoo	0-0		0-0	0	0	0	0	0	0	0	0+
Team	-	-	-	2	-	-	-	1	-	-	-
Totals.....	-	19-43	2-9	29	16	62	10	10	0	7	160
		44.2%	22.2%								
			70.9%								

Score by Periods	1st	2nd	3rd	4th	Total
Kahuku	9	10	13	19	51
Iolani	17	15	10	20	62

Officials: Thomas Yoshida, Ryan Sueoka, Clifford Rodrigues
 Technical fouls: none
 Attendance: 4205

Iolani captures fourth state title in a row

Raiders make history with 62-51 win over Kahuku

BY WES NARUMA
Advertiser Staff Writer

Iolani's boys basketball team dribbled and shot its way into the record book last night, racing past Kahuku, 62-51, for its unprecedented fourth straight Hawai'i High School Athletic

Association championship.

The Raiders, with only one senior starter, finished the season with an overall record of 30-2 by winning its 100th consecutive game against Hawai'i opponents before an energetic crowd of 4,205 at Blaisdell Arena. Iolani's last defeat to a Hawai'i team was a 68-60 loss to Kalāheo on Dec. 8, 2001.

As with the previous 99 victories, last night's was achieved thanks to an efficient, unselfish

offense and relentless perimeter defense.

"It's all ball pressure," said senior Kyle Pape, who finished with a game-high 27 points and scored 93 in three tournament games. "We wore them down as the game went on, and then it came down to free throws."

The Raiders also dominated in that area, sinking 22 of 31 (71 percent), including 11 of 13 in



Iolani's Kyle Pape averaged 31 points in three games and was named the state tournament's most outstanding player.

EUGENE TANNER
The Honolulu Advertiser

SEE IOLANI, C5

Kalaheo vs. Iolani
 2/28/2004, 8:00pm at Neal Blaisdell Arena


Kalaheo (54)		TOTAL	3-POINT									
Player	FGM-FGA	FGM-FGA	FTM-FTA	REB	PF	PTS	A	TO	BLK	STL	MIN	
Matt Nakashima	1-7	0-5	1-2	1	4	3	4	4	0	3	23	
Theo Fujita	4-6	2-4	1-1	4	0	11	2	2	0	1	26	
William Elliott	5-10	4-8	0-0	2	2	14	0	2	0	1	23	
Neil Bowers	3-8	0-3	1-1	1	4	7	3	4	0	0	28	
Sam Wilhoite	6-10		5-6	14	1	17	2	3	0	1	32	
Chris Tumaneng	0-0		0-0	0	2	0	0	1	0	0	8	
Joshua Perry	0-0		0-0	0	0	0	1	0	0	0	1	
David Moore	1-4	0-1	0-0	3	4	2	0	0	0	1	19	
Daniel Phair	0-0		0-0	0	0	0	0	0	0	0	0+	
Team				2				1				
Totals.....	20-45	6-21	8-10	27	17	54	12	17	1	7	160	
	44.4%	28.6%	80.0%									

Iolani (64)		TOTAL	3-POINT									
Player	FGM-FGA	FGM-FGA	FTM-FTA	REB	PF	PTS	A	TO	BLK	STL	MIN	
Ryan Hirata	4-11	2-4	0-0	6	2	10	0	0	0	2	22	
Todd Blankenship	5-11		1-2	3	2	11	0	1	0	0	26	
Derrick Low	8-17	2-4	6-8	8	1	24	3	4	0	0	30	
Kyle Pape	3-5		0-1	5	3	6	1	1	0	1	25	
James Street	0-0		0-0	0	0	0	0	0	0	0	3	
Vinny Nip	0-0		0-0	0	0	0	0	0	0	0	2	
Jon Yasuda	2-3		0-1	2	1	4	3	0	0	1	20	
Zach Tollefson	2-5	1-2	4-5	4	3	9	0	1	0	3	19	
Kawika Shoji	0-1		0-0	0	0	0	0	0	0	0	2	
Sean Carney	0-0		0-0	1	2	0	0	1	1	0	11	
Team				2								
Totals.....	24-53	5-10	11-17	31	14	64	7	8	1	7	160	
	45.3%	50.0%	64.7%									

Score by Periods	1st	2nd	3rd	4th	Total	
Kalaheo	11	21	15	7	54	Kalaheo (15-2)
Iolani	11	24	12	17	64	Iolani (17-0)

Officials: Louis Fuentes, Ryan Wells, Ryan Sueoka
 Technical fouls: none
 Attendance: 4713

Iolani captures third hoops title in a row



Saint Louis vs. Iolani
 3/01/2003, 8:00pm at Neal Blaisdell Arena

Saint Louis	TOTAL	3-POINT									
Player	FGM-FGA	FGM-FGA	FTM-FTA	REB	PF	PTS	A	TO	BLK	STL	MIN
Desmond Hanohano	3-7		3-4	6	1	9	1	0	0	1	23
Timo Paepule	3-8		0-0	7	3	7	0	0	0	2	15
Keao Monteilh	0-1		0-0	1	3	0	1	0	0	0	15
Jonah Lakatani	4-9		0-0	3	4	9	3	5	0	1	25
Jason Rivers	2-16	2-6	1-5	6	2	7	1	3	1	0	28
B.J. Batts	1-5	1-5	0-0	2	4	2	0	2	0	2	20
Douglas Adachi	0-3		0-0	1	0	0	0	0	0	0	13
Ryan Brilhante	0-1		0-0	0	0	0	0	0	0	0	1
Tavita Thompson	1-1	1-1	1-1	1	0	3	0	0	0	0	4
Brandon Va'a	0-1		0-0	1	0	0	0	0	0	0	1
Wilso Afoa	0-3		0-0	1	1	0	0	2	0	0	15
Totals.....	14-55	4-19	5-10	35	18	37	6	12	1	6	160
	25.4%	21.1%	50.0%								

Iolani (61)	TOTAL	3-POINT									
Player	FGM-FGA	FGM-FGA	FTM-FTA	REB	PF	PTS	A	TO	BLK	STL	MIN
Sean Carney	1-1		0-0	2	1	2	2	1	1	0	12
Bobby Nash	7-14		1-2	6	4	15	2	4	1	1	28
Todd Blankenship	1-1		1-1	3	0	3	0	0	0	1	12
Derrick Low	3-7	2-2	5-7	0	1	13	3	3	0	1	28
Ryan Hirata	2-5	1-4	2-2	5	2	7	4	0	0	0	25
Vincent Nip	1-1	1-1	0-0	0	0	3	0	0	0	0	2
Jon Yasuda	0-1		0-0	0	1	0	0	1	0	0	7
Zachary Tollefson	1-1		7-9	3	2	9	0	1	0	1	18
Kyle Pape	3-3		0-0	4	1	6	1	0	0	1	18
Robert Mageo	0-0		0-0	0	0	0	0	0	0	0	2
Matt Choy	1-1		0-0	0	0	2	0	0	0	0	2
Chad Miller	0-0		0-0	0	0	0	0	0	0	0	2
Robert Eberlin	0-1		1-2	1	1	1	1	0	1	0	4
Totals.....	20-36	4-10	17-23	26	13	61	13	10	3	5	160
	55.6%	40.0%	73.9%								

Score by Periods	1st	2nd	3rd	4th	Total
Saint Louis (14-4)	7	10	11	9	37
Iolani (17-0)	16	11	22	12	61

Officials: Louie Fuentes, Francis Kau, Herbert Hew Len
 Technical fouls: none
 Attendance: 4741

Iolani wins second state title in a row



Raiders hammer Crusaders, 61-37, in most decisive title win since '79

By Wes Nakama
 ADVERTISER STAFF WRITER

The shot of the night came from spectator Jack Gayle, who swished an underhanded heave from halfcourt to win \$10,000 in a halftime promotion.

But the really big baskets came from a more familiar source — Iolani School's prolific duo of Derrick Low and Bobby Nash — who combined for 28 points to lead the Raiders to a 61-37 victory over Saint Louis and their second straight Hawaiian Airlines State Championship.

It was Iolani's third title in six seasons and fifth overall. It also was the most decisive championship win in 24 years, as a Blaisdell Arena

Iolani vs. Kalaheo
2/23/2002, 8:00pm at Neal Blaisdell Arena

Iolani (58) Player	TOTAL		3-POINT		FTM-FTA	REB	PF	PTS	A	TO	BLK	STL
	FGM-FGA	FGM-FGA	FTM-FTA	FTM-FTA								
Jon Grobe	1-3	0-1	0-0	0-0	6	4	2	0		1	2	
Derrick Low	12-16	2-3	7-9	2	2	33	0					
Zach Tollefson	0-0		0-0	0	0	0	0					
Bobby Webster	4-8	1-2	0-3	3	1	9	4					
Bronson Melemai	0-0		0-0	0	0	0	0					
Robert Mageo	0-1		0-0	1	0	0	0					
Matt Choy	0-0		0-0	0	0	0	0					
Bobby Nash	3-6	0-1	4-5	6	3	10	1					
Joe Udell	0-0		0-0	0	0	0	1					
Chad Miller	0-0		0-0	0	0	0	0					
Kawika Nakoa	0-0		0-0	0	0	0	0					
Gage Eberlin	0-0		0-0	0	0	0	0					
Todd Blankenship	0-0		0-0	0	1	0	0					
Ryan Kilborn	0-0		0-0	0	0	0	0					
Tyler McCready	2-5		0-0	5	2	4	1					
Donny Mateaki	0-0		0-0	0	0	0	0					
Team	-	-	-	3	-	-	-					
Totals.....	22-39	3-7	11-19	23	13	58	7	10	1	2		
	56.4%	42.9%	57.9%									

Kalaheo (57) Player	TOTAL		3-POINT		FTM-FTA	REB	PF	PTS	A	TO	BLK	STL
	FGM-FGA	FGM-FGA	FTM-FTA	FTM-FTA								
Charles Elliot	1-5	0-2	0-0	2	3	2	1					
Michael Gayle	3-6	1-3	0-1	2	2	7	0					1
James Robertson	0-0		0-0	0	1	0	0					
Max Anton	0-0		0-0	0	0	0	0					
Shaine Harada	0-0		0-0	2	4	0	2					
Ikaika Alama-Francis	8-13	2-4	3-4	5	1	21	0					
William Elliot	0-0		0-0	0	0	0	0					
Zane Cabral	0-0		0-0	0	0	0	0					
Neil Bowers	0-0		0-0	0	0	0	0					
Justin Pedrina	1-3	1-3	2-2	1	3	5	2					3
D.C. Daniels	6-12	2-2	6-8	8	2	20	1		1			
Theo Fujita	0-0		0-0	0	0	0	0					
Michael Garcia	0-0		0-0	1	0	0	0					
Jeremy Neufeldt	0-0		0-0	0	0	0	0					
Sam Wilhoite	1-3		0-0	2	3	2	1					
Team	-	-	-	3		0	0					
Totals.....	20-42	6-14	11-15	25	19	57	7	8	1	4		
	47.6%	42.9%	73.3%									

Score by Periods	1st	2nd	3rd	4th	Total	
Iolani	14	19	10	15	58	Iolani (15-0)
Kalaheo	10	16	12	19	57	Kalaheo (15-1)

Officials:
Technical fouls: none
Attendance: 4091

Iolani holds off Kalāheo to win state title

Four-year run ends for Alama-Francis, Daniels

By Kyle Sakamoto
Advertiser Staff Writer
Throughout the season, Ikaika Alama-Francis and D.C. Daniels were able to carry Kalāheo to victory after victory.
If not for a 33-point performance by Iolani sophomore Derrick Low,

All-tournament
Selected by media
Bobby Nash, Iolani
D.C. Daniels, Kalaheo
Ikaika Alama-Francis, Kalaheo



Sophomore Low scores 33 to carry Raiders, 58-57

By Wes Nakama
Advertiser Staff Writer

In a once-in-a-generation performance, Iolani School sophomore Derrick Low scored a career-high 33 points last night to lead the Raiders to a pulsating 58-57 victory over Kalāheo and the Hawaiian Airlines State Basketball Cham-

ions. "He scored mostly from the perimeter, but Derrick did it mostly on penetration," said Kalāheo assistant coach Chico Furtado, who played for Iolani in the 1975 tournament. "He is so under control ... it's hard to get a charge on him, because he knows when to pull up. Like good players do, he rose to the occasion."
To their credit, so did the Mustangs. After falling behind by seven at the half, they closed it to 43-38 after three periods after putbacks by Charles Elliott and Alama-Francis. Kalāheo started the final quarter with a 6-2 run to tie it

Iolani vs. Kalaheo
 2/24/2001, 8 p.m. at Stan Sheriff Center

Iolani (60) Player	TOTAL		3-POINT		REB	PF	PTS	A	TO	BLK	STL	MIN
	FGM-FGA	FGM-FGA	FTM-FTA	FTM-FTA								
Derrick Low	3-12	1-2	8-11		8	4	15	4			2	32
Travis McGaughy	4-10	1-7	1-2		1	5	10	0				12
Bobby Webster	1-8	0-5	0-0		5	3	2	2			1	32
Robert Mageo	2-3	0-1	0-0		1	1	4	0				3
Bronson Melemai	0-0		0-0		1	2	0	0				15
Bobby Nash	9-13	1-1	4-9		7	5	23	0			1	32
Tyler McCready	1-4	0-1	4-7		5	4	6	0	1			30
Joe Udell	0-0		0-0		0	1	0	0				2
Jon Grobe	0-1	0-1	0-0		0	1	0	0				2
Team					4							
Totals.....	20-51	3-18	17-29		32	26	60	6	10	1	4	160
	39.2%	16.7%	58.6%									

Kalaheo (68) Player	TOTAL		3-POINT		REB	PF	PTS	A	TO	BLK	STL	MIN
	FGM-FGA	FGM-FGA	FTM-FTA	FTM-FTA								
C.J. Kaimiloa	2-5	0-2	0-0		3	1	4	0				14
Skyler Wilson	4-12	1-3	8-11		6	4	17	0				32
Mikey Lefever	0-0		0-0		0	0	0	0				0+
James Robertson	0-0		0-0		0	0	0	0				0+
Nate Ijima	0-0		0-0		0	0	0	0				2
Shaydon Marumoto	0-3	0-1	0-0		0	2	0	5			1	29
Ikaika Alama-Francis	4-7	0-3	2-4		8	4	10	1		1	1	23
Shaine Harada	0-0		0-0		0	0	0	0				0+
Charles Elliott	0-0		0-0		0	0	0	0				0+
Aubrey Bradley	0-4		0-0		1	3	0	0				7
Justin Pedrina	0-0		0-0		0	1	0	0				6
D.C. Daniels	6-15	0-1	18-22		14	3	30	0		3		29
Keoki Duarte	1-2		3-7		1	3	5	0			1	8
Michael Garcia	0-0		0-0		0	0	0	0				0+
Remington Chun	1-1		0-0		1	2	2	0				6
Team					3							
Totals.....	18-46	1-10	31-44		37	23	68	6	8	4	3	160
	39.1%	10.0%	70.5%									

Score by Periods	1st	2nd	3rd	4th	Total	
Iolani	10	6	15	29	60	Iolani (13-2)
Kalaheo	13	17	9	29	68	Kalaheo (16-0)

Officials: Mason Souza, Cliff Rodrigues, Ryan Wells
 Technical fouls: Kalaheo (2): Duarte, Chun
 Attendance: 4457

Kalāheo ends undefeated run with state title, 68-60



Mustangs prove too much for 'Iolani in final

By Dennis Anderson

ADVERTISER STAFF WRITER

Frustration turned to elation for Kalāheo High's Mustangs last night. After finishing second three times and third once the previous five years, Kalāheo finally won the Hawaiian Airlines Boys State Basketball Championships.

#2 Saint Louis vs. #1 Hilo
 2/25/2000, 8 p.m. at Stan Sheriff Center


#2 Saint Louis (55)		TOTAL		3-POINT											
Player	FGM-FGA	FGM-FGA	FTM-FTA	REB	PF	PTS	A	TO	BLK	STL	MIN				
Joey Borja	1-5		0-0	1	5	2	2			1	16				
Enoch McKeague	5-7	1-2	2-2	3	4	13	0			0	20				
John Paul Kanoa	2-4		1-2	9	3	5	1			1	27				
Junior Wong	4-12	3-5	8-12	0	0	19	2			4	32				
Kalvin Koverman	2-4	1-1	2-7	4	4	7	2			2	20				
Bobby Tappy	0-1		0-0	0	1	0	0				0+				
Jose Vidad	0-0		0-2	2	1	0	0				6				
Adam Dreher	0-0		0-2	0	0	0	1			1	1				
Brenden Clement	0-0		0-0	0	0	0	0				5				
Jason Rivers	1-3		5-6	2	5	7	0			1	21				
Sanoe Mokuahi	0-0		2-2	3	2	12	1				12				
Team				1											
Totals.....	15-36	5-10	20-35	25	25	55	9	26	0	10	160				
	41.7%	50.0%	57.1%												

#1 Hilo (68)		TOTAL		3-POINT											
Player	FGM-FGA	FGM-FGA	FTM-FTA	REB	PF	PTS	A	TO	BLK	STL	MIN				
Jason Mandaquit	5-10		6-10	0	4	16	4			6	31				
Wesley Martinez	6-6		4-6	8	4	16	2			4	28				
Kimo Keiter-Charles	6-10	1-3	3-4	5	5	16	0			2	23				
Napela Naniole	2-11		4-5	5	4	8	2		1	0	29				
Holoakea Nathaniel	4-7	2-5	0-0	5	4	10	2			0	25				
Bryson Moses	0-0		0-2	0	1	0	0			2	9				
Preston Jarneski	0-0		2-2	0	4	2	0			1	10				
Tyson Takiue	0-1		0-0	0	1	0	0			0	1				
Chris Kanakaole	0-1		0-2	1	0	0	0			0	4				
Team				4											
Totals.....	23-46	3-8	19-31	28	27	68	10	20	0	15	160				
	50.0%	37.5%	61.3%												

Score by Periods	1st	2nd	3rd	4th	Total	
Saint Louis	10	15	12	18	55	(12-3)
Hilo	22	13	10	23	68	(14-1)

Officials: Sam Delos Reyes, Mason Souza, Ryan Sueoka
 Technical fouls: none
 Attendance: 4486

Hilo High claims state basketball title, 68-55



Top-seeded Vikings hold off No. 2 St. Louis

ADVERTISER STAFF
 Hilo's Viking ship took a few broadsides through the rigging on the home stretch, but sailed into port with the Hawaiian Airlines Boys State Basketball Championship last night.
 The Big Island champions held off a Junior-inspired rally by St. Louis, Oahu's private-school league champion, to win 68-55 in the final game of the 44th annual Hawaii High School Athletic Association tournament.
 A thoroughly involved crowd of 4,486 watched at Stan Sheriff Center as Hilo rebounded to a home land lead.

#2 Punahou vs. #1 Kalaheo
 Feb. 19, 1999, 8 p.m. at Stan Sheriff Center

#2 Punahou (51)	TOTAL		3-POINT								
Player	FGM-FGA	FGM-FGA	FTM-FTA	REB	PF	PTS	A	TO	BLK	STL	
Blair Suzuki	1-5	0-1	0-10	3	4	2	2				
Noah Wee	1-4		0-1	4	1	2					
Ryan Saito	0-1		0-0	1	1	0					
Zach Stephens	4-13	3-8	4-6	6	2	15					
Jesse Lam	2-4		3-6	3	4	7					
B. Turner-Gerlach	3-9		3-3	4	2	9					
Brandon Brooks	6-12	0-1	4-4	4	3	16	2		2	5	
Team										1	
Totals.....	17-48	3-10	10-14	26	17	51	6	10	3	9	
	35.4%	30.0%	71.4%								

#1 Kalaheo (47)	TOTAL		3-POINT								
Player	FGM-FGA	FGM-FGA	FTM-FTA	REB	PF	PTS	A	TO	BLK	STL	
Damien Guerreiro	1-2		0-2	2	1	3					
Eric Sandovahl	1-3		0-0	0	2	2	2				
Reggie Bartley	1-2		0-0	0	1	3					
Levon Freeman	4-8	1-3	2-3	2	3	11	2				
Chris Hattori	0-0		1-2	3	3	1	2				
Ryan Hogue	5-8		4-4	6	4	14					
Andrew Bartley	0-0	1-2	0-0	0	0	0					
Julian Sensley	5-13	3-8	0-0	7	4	13			2	2	
K. Kuhau-Liftee	0-0		0-0	2	0	0					
Team										4	
Totals	17-36	6-14	7-11	26	18	47	8	16	6	6	
	47.2%	42.9%	63.6%								

Score by Periods	1st	2nd	3rd	4th	OT	Total
Punahou (14-1)	12	8	13	10	8	51
Kalaheo (14-1)	11	18	7	7	4	47

Officials: Clifford Rodrigues, Chuck Martin, Herbert Hew Len
 Technical fouls: none
 Attendance: 4750

Punahou state champ

STATE BOYS BASKETBALL
 At Stan Sheriff Center
 University of Hawaii
YESTERDAY'S RESULTS
 Consolation Final
 Waialeale 43, Iolani 34
 Fifth Place
 Maui 62, Hahanui 61
 Third Place
 St. Louis 57, Waialeale 39
 Championship
 Punahou 51, Kalaheo 47, OT
ALL-TOURNAMENT TEAM
 Julian Sensley, Kalaheo
 Zack Stephens, Punahou
 Everett Fine, Kalani
 Kyle Bartholomew, Waialeale
 Matt Truitt, St. Louis
 Most Valuable Player
 Brandon Brooks, Punahou



Buffanblu squeeze past Kalaheo in OT

By Dennis Anderson
 ADVERTISER STAFF WRITER
 Jesse Lam snuck inside and tipped in a missed free throw with 36 seconds left in overtime last night to help Punahou School beat Kalaheo, 51-47, in the Hawaiian Airlines Boys State Basketball Championship game.
 A crowd of 4,750 watched at Stan Sheriff Center as Punahou won its eighth title in the 43rd renewal of the Hawaii High School Athletic Association Tournament.
 "I had noticed (the Kalaheo inside rebounder) had been leaning forward all night, so I slid behind him and caught him off guard," said Lam, whose clutch basket gave Punahou a 49-47 lead.
 Punahou had been behind as much as 10 points after a 12-2 Kalaheo blitz in the middle of the second quarter. At halftime, "We emphasized for them to be patient on both offense and defense," coach Alan Lam said.
 "It's very sad that one team lost. They both are champions," Lam added.
 Kalaheo's Julian Sensley, who scored 13 points in the first half, was allowed only four shots in the second half and didn't score. "Brandon (Brooks) picked it up but it was team defense, no one person, as it has been all year," Lam said.
 After trailing for nearly 19 minutes, Punahou tied the score at 43 on Zack Stephens' third 3-pointer with 2:11 left in regulation.

▲▲▲
 Kalaheo's Eric Sandovahl looks for a teammate to pass the ball to as Punahou...

#2 Kalaheo vs. #1 Iolani
 Feb. 21, 1998, 8 p.m. at Neal Blaisdell Center

#2 Kalaheo (59)	TOTAL		3-POINT		FTM-FTA	REB	PF	PTS	A	TO	BLK	STI
Player	FGM-FGA	FGM-FGA	FTM-FTA	REB	PF	PTS	A	TO	BLK	STI		
Kip Lutu	2-3	1	1-2	2	1	6	0			0		
Ryan Hogue	2-6		4-5	5	1	8	1	1		0		
Julian Sensley	5-14	2	0-2	9	2	12	0	1		0		
David Abbott	3-6	2	0-0	2	3	8	6			1		
Levon Freeman	3-6	1	0-0	2	5	7	2			1		
Kaleo Morton	0-1		0-0	1	3	0	0			1		
Charles Harris	5-8		5-7	5	1	15	2	1		2		
Shawn Withy-Allen	0-0		0-0	0	0	0	0			0		
Kalmana Freitas	1-2	1	0-0	0	0	3	1			0		
Josh Rust	0-1		0-0	0	1	0	0			0		
Team				3								
Totals.....	21-49	7	10-16	29	17	59	12	7	3	5		

#1 Iolani (62)	TOTAL		3-POINT		FTM-FTA	REB	PF	PTS	A	TO	BLK	STL
Player	FGM-FGA	FGM-FGA	FTM-FTA	REB	PF	PTS	A	TO	BLK	STL		
Brad Anderson	3-8		1-2	7	3	7	3			0		
Cord Anderson	6-12		2-4	8	1	14	1			1		
S. Christensen	2-5		5-6	6	4	9	0			0		
Kirk Uejio	3-8	2	12-14	2	2	20	1			3		
Doug Jackson	4-7		4-4	0	4	12	4			0		
Travis McGaughy	0-0		0-0	0	1	0	0			0		
Michael Aeto	0-0		0-0	0	0	0	0			0		
Team				3								
Totals	18-40	2	24-30	26	15	62	9	8	0	4		
Score by Periods	1st	2nd	3rd	4th	OT	OT2	Total					
Kalaheo	13	13	8	13	4	8	- 59					
Iolani	16	11	6	14	4	11	- 62					

Officials: Thomas Yoshida, Mason Souza, Bryan Barr
 Technical fouls: none
 Attendance: 3812
 Time: 1:50

Iolani outlasts Kalaheo

Raiders take state
 title in double OT

Advertiser Staff

As good as they were, it was an admittedly lucky play that lifted the top-seeded Iolani Raiders to a 62-59 victory over second-seeded Kalaheo in two overtimes last night to win the 42nd state boys basketball championship.

A Blaisdell Arena crowd of 3,812 sweated through the pulsating final game, which featured big rallies, eight lead changes in the first four minutes of the fourth quarter, sometimes remarkable marksmanship (Kalaheo made five of six 3-point attempts in the first half) and unrelenting defense.

But in a well-played final, it was a terrible pass that finally broke the deadlock 50 seconds into the second overtime.

Iolani's Shawn Christensen tried to pass to teammate Cord Anderson under the basket but threw the ball about three feet over Anderson's head.

It caromed off the backboard, right into the hands of 5-foot-6 Douglas Jackson in the paint. He took it back up and scored for a 53-51 Iolani lead.

"You've got to be lucky sometimes," Iolani coach Mark Mugiishi said. "The kids were looking at me,

State Tournament

Championship
 Iolani 62,
 Kalaheo 59

Third Place
 St. Louis 77,
 Maui 45

Fifth Place
 Moanalua 60,
 Seabury 60

Seventh Place
 Milani 72,
 Hilo 65

Moanalua vs. #1 Iolani

Feb. 22, 1997, 8 p.m. at Neal Blaisdell Center

Moanalua (58)	TOTAL		3-POINT									
Player	FGM-FGA	FGM-FGA	FTM-FTA	REB	PF	PTS	A	TO	BLK	STL		
Ron Jones	0-2	0-1	2-2	0	0	2	0			1		
Kenneth Kesaji	1-1		0-0	1	0	2	2			0		
B. Rosado-Galindo	6-10	0-1	2-2	12	1	14	1		2	0		
Ramsey Williams	7-14	5-10	4-4	4	2	23	0		1	1		
Daniel Bruce	3-5		0-0	1	3	6	0			0		
R. Marshall-Greene	2-5		0-2	5	4	4	1		1	0		
Bryson Kamakura	2-5		1-2	4	3	5	2			0		
Marvin Santiago	1-3		0-0	1	4	2	0			0		
Team				5								
Totals.....	22-45	5-12	9-12	33	17	58	6	8	4	2		
	48.8%	41.7	75.0%									

#1 Iolani (57)	TOTAL		3-POINT									
Player	FGM-FGA	FGM-FGA	FTM-FTA	REB	PF	PTS	A	TO	BLK	STL		
Kirk Uejio	4-10		0-0	1	4	8	3			0		
Tommy Yasuhara	2-4	0-1	2-4	6	1	6	3			0		
De. Christensen	8-21	1-8	3-5	8	3	20	1		1	0		
Sh. Christensen	7-12		0-0	12	4	14	1			0		
Isaac Kishinami	0-0		0-1	1	0	0	0			1		
Akoni Ah Yat	1-11	0-3	0-0	3	2	2	3			0		
Marcus Fuller	0-1		0-0	0	0	0	0			0		
Douglas Jackson	2-6	1-3	2-3	2	2	7	0			1		
Team				4								
Totals	24-65	2-15	7-13	37	16	57	11	5	1	2		
	36.9%	13.3%	53.8%									

Score by Periods	1st	2nd	3rd	4th	Total
Moanalua	16	14	14	14	58
Iolani	12	11	20	14	57

Officials: Sam Delos Reyes, Brian Yamasaki, Ralph Sing Chow

Technical fouls: Moanalua bench

Attendance: 4000 (est)

Moanalua claims state hoops title

Improbable run ends with 58-57 win over Iolani

By Stacy Kaneshiro
Advertiser Staff Writer


There must have been Menehunes in Blaisdell Arena last night. And not just the ones from Moanalua High School.

How else can one explain, for the second time in three nights, the Moanalua basketball team's miracle season? All its players could do was watch its fate kick out of the rim. And kick out again.

The Menehunes survived a scary ending, watching brothers Derek and Shawn Christensen's layup and putback, respectively, bounce harmlessly off the rim as time expired to hang on to a 58-57 win over Iolani in the championship of the Hawaiian Air/Hawaii High School Athletic Association state basketball tournament.

The Menehunes (25-2) are the first team to repeat since University in 1988. The Raiders end their season at 23-4.

"They had a layup and a put-



Moanalua vs. #1 Kalaheo

Mar. 2, 1996, 8 p.m. at Neal Blaisdell Center

Moanalua (49)	TOTAL		3-POINT											
Player	FGM-FGA	FGM-FGA	FTM-FTA	REB	PF	PTS	A	TO	BLK	STL				
Ron Jones	0-1		0-0	0	0	0	1			0				
Marvin Santiago	2-3		4-4	2	5	8	0			0				
Ramsey Williams	4-9	1-3	0-0	2	0	9	2			0				
Kenneth Kesaji	0-2		0-0	0	0	0	0			0				
Daniel Arakaki	0-0		0-0	0	0	0	0			0				
C. Williams	4-6	1-1	0-0	7	2	9	3		1	0				
Issac Castro	7-13	3-3	5-6	6	4	22	0			1				
Kaipo Silva	0-0		0-0	0	0	0	0			0				
Galen Potts	0-1		1-2	1	3	1	1			0				
Ngai Brash	0-0		0-0	0	0	0	0			0				
Ken Walker	0-1		0-0	3	0	0	1			0				
Frank Primca	0-0		0-0	0	0	0	0			1				
Team				3										
Totals.....	17-36	5-7	10-12	24	14	49	8	3	1	2				
	47.2%	71.4%	83.3%											

Kalaheo (44)	TOTAL		3-POINT											
Player	FGM-FGA	FGM-FGA	FTM-FTA	REB	PF	PTS	A	TO	BLK	STL				
Nick Deely	0-0		0-0	3	0	0	0			0				
L. Rodrigues	0-1	0-1	0-0	2	0	0	2			0				
Ikaika Furtado	3-4	1-2	2-3	1	4	9	0			1				
Kaulana Shenk	0-2	0-1	0-0	0	0	0	0			0				
Kekoa Shenk	2-7	0-2	1-4	1	5	5	0			1				
Steve Hess	5-14	3-5	3-4	4	0	16	0			0				
Josh Carvalho	0-3	0-2	0-0	3	2	0	0			0				
Brian Yule	5-11	0-1	4-8	9	2	14	0			0				
Team				1										
Totals	15-42	4-14	10-19	24	13	44	2	2	0	2				
	35.7%	28.6%	52.6%											

Score by Periods	1st	2nd	3rd	4th	Total
Moanalua	13	7	15	14	49
Kalaheo	4	10	14	16	44

Officials: Sam Delos Reyes, Ralph Sing Chow, Thomas Yoshida
 Technical fouls: none
 Attendance: 3,500 (est)



Richard Ambo/The Honolulu Advertiser
 Moanalua's Galen Potts yanks down a rebound away from Kalaheo's Josh Carvalho.

Moanalua wins first state title

Top-ranked Kalaheo is set down, 49-44

By Stacy Kaneshiro
 Advertiser Staff Writer

Mission accomplished. Reeling after a heart-breaking playoff loss a little more than a week ago, Moanalua got sweet revenge, defeating top-ranked and top-seeded Kalaheo, 49-44, to win its first state boys' basketball title last night.

An estimated Blaisdell Arena crowd of 3,500 saw the 40th Hawaii High School Athletic Association/Nissan finale.

"This feels satisfying," Moanalua coach Eddie Maruyama said. "All the hard work has paid off."

Maruyama was a starting guard on the last Moanalua to reach the final, in 1979, when the Menehunes were drubbed by Kahala 60-28.

But more satisfying was the way Moanalua rebounded from a 52-51 loss to Kalaheo in the Oahu Interscholastic Association semifinals. The Menehunes (19-7), ranked seventh in The Advertiser's Top 10, lost that game on a basket at the buzzer. But since then, they have reeled off five straight victories.

"We were on a mission," Moanalua senior center Issac Castro said. "After that loss, we knew we could hang and we proved it tonight."

Castro was a big part of the Menehune uprising. He led the way with 22 points, including an uncharacteristic three 3-pointers. He had only two 3-pointers during the regular season.

"I felt it," Castro said. "I knew I was on. I had a little jitters, but once I got that out, I couldn't miss."

Maruyama joked, "We gave him the yellow light. We were going to let him shoot until he missed."

Even Kalaheo's knowing he could hit from the perimeter couldn't cool his hot hand.

"We wanted to get up on him," said Kalaheo coach Pete Smith. "He just made his shots."

#2 Saint Louis vs. #1 Kalaheo

March 4, 1995, 8 p.m. at Neal Blaisdell Center

Saint Louis (42)		TOTAL		3-POINT									
Player	FGM-FGA	FGM-FGA	FTM-FTA	REB	PF	PTS	A	TO	BLK	S			
Earle Wayne	2-7	1-4	0-0	1	3	5	0						
Jerry Vierra	2-8	1-3	0-0	1	2	5							
Kaweo Feeney	1-4	1-2	0-0	0	2	3	1						
Jon Amarin	0-0		0-2	0	2	0	1			1			
Darnell Arceneaux	3-16	1-5	5-7	5	5	12	2			6			
Kalin Dudley	0-0		0-0	0	0	0							
Justin Young	0-1		0-1	2	2	0							
Joe Mendonsa	3-4	2-2	0-0	0	2	8							
Mika Browne	2-3	2-2	0-1	3	2	6	1						
Kawika Ordenstein	1-10	0-2	1-6	15	5	3	2			2			
Team				3									
Totals.....	14-53	8-20	6-17	30	25	42	7	6	0	9			
	26.4%	40.0%	35.3%										

Kalaheo (49)		TOTAL		3-POINT									
Player	FGM-FGA	FGM-FGA	FTM-FTA	REB	PF	PTS	A	TO	BLK	S			
Nick Deely	0-0		0-1	0	1	0	0						
Lucan Rodrigues	0-0		0-1	1	0	0	0						
Ikaika Furtado	0-0		0-0	1	0	0	0						
Kekoa Schenk	0-0		2-2	0	0	2	0						
Greg Miller	6-11		3-3	15	4	15	3						
Stephen Hess	2-7	2-5	5-6	0	3	11	2			1			
Tyler Camara	2-5		3-5	9	4	7	1						
Scott Kato	0-3		4-5	3	2	4	1						
Jerome Carvalho	2-4		6-6	9	3	10	0						
Eddie Bance	0-0		0-0	0	0	0	0						
Brian Yule	0-1		0-0	1	1	0	0						
Kekama Emmsley	0-0		0-0	0	0	0	0						
Team				1									
Totals	12-31	2-5	23-29	40	18	49	7	15	0	1			
	38.7%	40.0%	79.3%										

Score by Periods	1st	2nd	3rd	4th	OT	OT2	Total
Saint Louis	5	4	6	27	-	-	42
Kalaheo	11	9	12	17	-	-	49

Officials:

Technical fouls: none

Attendance: 4,500 (est.)

Kalaheo's No. 1

Mustangs hold off St. Louis, 49-42, in state title game

By Stacy Kaneshiro
Advertiser Staff Writer

Greg Miller amassed 15 points and 15 rebounds to lead Kalaheo over St. Louis, 49-42, in the championship game of the state high school boys' basketball tournament last night at Blaisdell Arena.

The top-seeded Mustangs, ranked first in the Advertiser Top 10, completed their season 15-0 and won their first state title since 1985. The second-seeded and second-ranked Crusaders end at 13-2.

"Greg was super," Kalaheo coach Pete Smith said. "He posted up well, he took it to the hole well. He's done it for us all year."

About 4,500 saw Kalaheo win its first Hawaii High School Athletic Association/Nissan title since 1985, when it beat Radford. That team also was coached by Smith. Smith also played




Kamehameha vs. Iolani
 March 12, 1994, 8 p.m. at Neal Blaisdell Center

Kamehameha (52)	TOTAL		3-POINT									
Player	FGM-FGA	FGM-FGA	FTM-FTA	REB	PF	PTS	A	TO	BLK	S		
Kelii Cambra	1-3	0-2	0-0	3	2	2						
Adam Lee	3-7		3-4	9	3	9						
Kahi Villa	8-18		8-9	6	4	24			1			
Lance DeSilva	2-7	0-2	0-0	8	3	4						
Kala Torco	1-3	1-3	0-0	0	0	3	1		2			
Elton Perkins	0-1	0-1	0-0	0	0	0						
Julian Nakanishi	1-4	1-3	0-1	1	4	3	1		2			
Leonard Vargas	2-4	1-1	0-0	2	3	5	2					
Jesse Nakanishi	1-1		0-0	0	0	2	1		1			
Shaun Lorenzo	0-1		0-0	1	0	0						
Team				7								
Totals.....	19-49	3-12	11-14	37	19	52	5	13	3	6		
	38.8%	25.0%	78.6%									

Iolani (53)	TOTAL		3-POINT									
Player	FGM-FGA	FGM-FGA	FTM-FTA	REB	PF	PTS	A	TO	BLK	S		
Richard Carlisle	3-9		0-0	9	2	6	1					
Adam Wong	5-11		4-7	0	2	15	2					
Todd King	5-10		6-9	7	4	16			2			
Dean Shimamoto	0-4		5-5	1	1	5	2					
Brian Ah Yat	2-4		0-2	0	3	4	2					
Jerry Tanaka	0-0		0-0	0	0	0						
John Stepien	0-0		0-0	0	0	0						
Kanoa Leahey	0-0		0-0	0	0	0						
Joseph Chong	3-5		0-0	2	1	7			1			
Mark Ambier	0-0		0-0	0	0	0						
Derek Christensen	0-0		0-0	1	2	0	1					
Team				4								
Totals	18-43		15-23	24	15	53	8	15	3	3		
	41.9%	40.0%	65.2%									

Score by Periods	1st	2nd	3rd	4th	Total
Kamehameha	15	9	15	13	-- 52
Iolani	10	7	15	21	-- 53

Officials:
 Technical fouls: none
 Attendance: 5,000 (est.)



Raiders rule state

Chong sinks jump shot, Warriors, 53-52

By Stacy Kaneshiro
 Advertiser Staff Writer

Joseph Chong answered the million dollar question last night.

Down 52-51 with 4.5 seconds left, Iolani's 5-foot-10 reserve guard — and long-range shooting specialist — drained a 12-footer to give the Raiders a 53-52 win over Kamehameha for the state boys' basketball title at the Blaisdell Arena.

"I was on the bench and Coach (Mark Mugishi) asked me if he put me in, would I make the shot," Chong said. "I said I'd make the shot." A crowd of about 4,800 saw the second-seeded Raiders win their first state crown since 1983. Iolani, ranked second in The Advertiser Top 10, ends its season at 14-1. No. 3 Kamehameha is 16-3. All of its

INSIDE:
 ■ Championship box score, all-tournament team, other tournament games. / Page C5

But once he missed, I couldn't control myself." Chong scored seven points from three baskets, but two of them were biggies. Before his game-winning, he also nailed a 3-pointer that helped erase a nine-point deficit.

The Raiders trailed 47-38 with 6:19 left after Kamehameha's Adam Lee hit both ends of his one-and-one. Then Todd King gave his team a wake-up call. His slam dunk with 4:51 left ignited an 11-0 run that put the Raiders up 49-47 with 2:20 remaining as Dean Shimamoto converted both ends of a one-and-one.

down court and called time with 15.4 seconds left. That's when Chong entered the game for Ah Yat, primarily a defensive specialist. Chong got the ball at the left wing and let go.

"Nothing but net," he said. Warriors coach Jim Winchester said it would have been second-guessing to anticipate Chong taking the final shot.

"The problem they pose is that they're not easy to guard," he said. "Anybody had the possibility of scoring."

Mugishi said he knew Chong could hit the shot. Earlier, he inserted Chong, who answered with a 3-pointer during the Raiders' 11-0 run.

"When we needed that last shot, we said we're going to put it in Joe's hands," Mugishi said. "and Joe hit it. It's

Aiea vs. Kaimuki
 March 6, 1993, 8 p.m. at Neal Blaisdell Center


Aiea (50)	TOTAL		3-POINT									
Player	FGM-FGA	FGM-FGA	FTM-FTA	REB	PF	PTS	A	TO	BLK	S		
Kyle Kurasaki	1-5	1-1	0-0	2	1	3	3			0		
Tino Tuli	1-2		0-0	2	3	2	2			0		
Vao Tialavea	1-1		0-0	3	2	2	3			1		
Todd George	8-21	0-1	2-2	6	3	18	3			1		
Kevin Wilson	9-16	0-1	3-4	8	4	21	1			1		
Isaac Brumaghim	2-7		0-0	4	0	4	2			0		
Sam Atuatasi	0-0		0-0	0	0	0	0			0		
Team												
Totals.....	22-52	1-3	5-6	25	13	50	14	14	1	3		
	.423	.333	.833									

Kaimuki (53)	TOTAL		3-POINT									
Player	FGM-FGA	FGM-FGA	FTM-FTA	REB	PF	PTS	A	TO	BLK	S		
Shannon Lee	6-16	2-3	0-1	1	3	14	3			5		
Ante Peric	5-12	0-3	2-2	4	4	12	2			2		
John Neal	5-9		0-1	2	1	10	1			1		
D. Miller-Moylan	2-3		3-4	8	3	7	0		3	1		
Zoran Bursac	3-6	0-2	2-2	9	2	8	2		3	0		
Sung Jae Lee	0-0		0-0	0	0	0	0			0		
Iran Rogers	0-0		0-0	1	0	0	0			0		
Jason Nakamoto	0-0		0-0	0	0	0	0			0		
Junior Faitau	1-3		0-0	1	3	2	0			0		
Dathan Kaai	0-0		0-0	0	0	0	0			0		
Team												
Totals.....	22-49	2-8	7-10	26	16		8	12	8	9		
	.449	.250	.700									

Score by Periods	1st	2nd	3rd	4th	Total
Aiea	13	15	8	14	-- 50
Kaimuki	18	8	17	10	-- 53

Officials: Ralph Sing Chow, Cliff Rodrigues, Glen Sales
 Technical fouls: none
 Attendance: 6,104

Kaimuki captures state title



6,104 see Bulldogs beat Aiea

By Stacy Kaneshiro
 Advertiser Staff Writer

Kaimuki captured its first state boys' basketball title with a heart-thumping 53-50 victory over Aiea last night at Blaisdell Arena.

A crowd of 6,104 saw the Bulldogs overcome a 28-26 halftime deficit by outscoring Na Aiihi 17-8 in the third period and holding on down the stretch.

Kaimuki ranked third in last

Hilo vs. Kamehameha
 March 7, 1992, 8 p.m. at Neal Blaisdell Center

Hilo (73)	TOTAL 3-POINT										
Player	FGM-FGA	FGM-FGA	FTM-FTA	REB	PF	PTS	A	TO	BLK	S	
Jason Kauhi	3-6	2-4	2-2	3	5	10	2			2	
Casey Newman	1-7	0-1	0-0	4	4	2	1			2	
Solomon Wakita	5-10		1-2	6	5	13	1			0	
Clayton Kaneshiro	3-4	2-3	1-2	1	3	9	0			0	
Steven Idemoto	0-1		0-2	1	4	0	0			0	
Mokoi Pousima	3-7		0-2	7	3	6	2			1	
Robert Medeiros	3-4		2-2	3	5	8	3			1	
Tod Bello	7-8	1-2	10-11	4	4	25	1			3	
Team				6							
Totals.....	25-46	5-9	16-23	35	33	73	10	23	2	9	
	.565	.556	.696								

Kamehameha (76)	TOTAL 3-POINT										
Player	FGM-FGA	FGM-FGA	FTM-FTA	REB	PF	PTS	A	TO	BLK	S	
Elvis Olivera	2-6	2-4	2-4	3	5	7	2			2	
Ikaika Mailoe	4-10		2-3	5	4	10	4			5	
Louie Vargas	8-13	4-5	11-18	6	3	31	2			4	
Kekoa Ng	5-15	2-10	2-2	6	2	14	1			0	
Alafia Williams	2-8	0-2	4-5	2	5	8	0			1	
Kahi Villa	2-3		2-4	2	2	6	1			0	
Kelii Cambra	0-0		0-0	0	0	0	0			1	
Team				4							
Totals.....	23-55	8-21	23-36	28	21	76	10	13	2	13	
	.418	.381	.639								

Score by Periods	1st	2nd	3rd	4th	OT1	OT2	OT3	Total
Hilo	17	17	11	14	0	5	9	73
Kamehameha	11	14	20	14	0	5	12	76

Officials: Donovan Lewis, Pat Tanibe, Larry Yamashita
 Technical fouls: none
 Attendance: 5,142

Warriors capture state title

Defending champion Hilo falls in 3 OTs

By Stacy Kaneshiro
 Advertiser Staff Writer


In perhaps the best state high school boys' championship game ever played, Kamehameha defeated Hilo, 76-73, in triple overtime last night.

A Blaisdell Arena crowd of 5,142 saw the Warriors overcome a 34-25 halftime deficit, fight off a relentless Viking charge in the fourth period before finally putting away the defending state champions.

Kahi Villa's three-point play with about seven seconds left broke a 73-all tie and gave the Warriors their first state title since 1976.

Villa, on a 3-on-2 break, took

STATE BASKETBALL	
Yesterday's Results	
At Blaisdell Arena	
CHAMPIONSHIP	
Kamehameha 76, Hilo 73 (3OT)	
THIRD PLACE	
Kamui 44, Kalaheo 43 (OT)	
FIFTH PLACE	
Molokai 82, Roosevelt 80	
CONSOLATION	
Baldwin 82, Kohala 54	
ALL-TOURNAMENT TEAM	
MVP — Louie Vargas, Kam	
Kekoa Ng, Kam	
Tod Bello, Hilo	
Solomon Wakita, Hilo	
Ken Houpo, Baldwin	
Brandyn Akana, Molokai	



#2 Hilo vs. #1 Kalaheo

March 9, 1991, 8 p.m. at Neal Blaisdell Center


Hilo (59)	TOTAL		3-POINT								
Player	FGM-FGA	FGM-FGA	FTM-FTA	REB	PF	PTS	A	TO	BLK	S	
Castillo	0-0		0-0	1	0	0			0		
Paul Lee	5-7	0-1	2-3	5	3	12			2		
Pana	4-6	3-4	0-0	4	3	11			1		
Herman Medeiros	4-6	2-2	3-4	5	2	13			0		
Shon Malani	5-7	3-3	6-6	1	1	19			3		
Robert Medeiros	0-1		0-0	0	3	0			0		
Donald DeSa	2-3		0-3	1	4	4			0		
Totals.....	20-30	8-10	11-16	17	16	59	15	1	6		
	.667	.800	.688								

Kalaheo (44)	TOTAL		3-POINT								
Player	FGM-FGA	FGM-FGA	FTM-FTA	REB	PF	PTS	A	TO	BLK	S	
Josh Smith	2-5		10-11	4	1	14			3		
Shane Rodrigues	1-6	1-5	0-0	0	0	3			1		
Kalii Tilton	1-3	0-1	0-0	2	5	2			0		
Tony Stomaluolo	2-3		3-4	2	3	7			0		
Gurney Holley	2-5		1-2	2	1	5			0		
Alika Smith	1-3	0-1	3-4	4	3	5			1		
Shane Berry	4-5		0-0	2	1	8			1		
Aaron Abergas	0-2		0-0	1	1	0			1		
Lee	0-0		0-0	0		0			0		
Totals.....	13-32	1-7	17-21	17	15	44	17	0	7		
	.406	.143	.810								

Score by Periods	1st	2nd	3rd	4th	Total
Hilo	20	17	13	9	-- 59
Kamehameha	8	13	6	17	-- 44

Officials: Sam Delos Reyes, Ralph Sing Chow, Cliff Rodrigues
 Technical fouls: none
 Attendance: 4,870

Hilo ends Oahu dominance



Defeats Kalaheo to win state title

By Stacy Kaneshiro
 Advertiser Staff Writer

Hilo's Vikings struck early, often and in every way to defeat Kalaheo, 59-44, and capture the championship of the 35th annual state high school boys' basketball tournament last night at Blaisdell Arena.

Hilo became the first Neighbor Island team since 1964 — when the Vikings beat Punahou in the final — to win the state championship.

A crowd of 4,870 saw the Vikings complete their season with a 21-0 record. Kalaheo finished 17-1.

"A lot of people thought that we couldn't play," said Vikings forward Paul Lee. "We wanted to show that the Neighbor Islands can do it."

Oahu teams had won all but two state titles (St. Joseph's won in '83 and last night.

State Tournament	
At Blaisdell Arena	
CHAMPIONSHIP	
Hilo 59, Kalaheo 44	
THIRD PLACE	
Baldwin 47, Kamehameha 46	
FIFTH PLACE	
Roosevelt 53, Kailua 41	
CONSOLATION	
Maryknoll 68, Kapea 55	

"I always thought we could play," said Hilo coach Larry Manliguis, whose brother Al coached the '84 championship team. "We have a lot of kids with a lot of talent. I knew we could play with anybody."

Senior guard Shon Malani led all scorers with 19 points for Hilo. Teammate Herman Me-

See Hilo, Page C4

Maui vs. #1 Punahou
 March 10, 1990, 8 p.m. at Neal Blaisdell Center

Maui (58)	TOTAL		3-POINT		REB	PF	PTS	A	TO	BLK	S	MIN
	FGM-FGA	FGM-FGA	FTM-FTA	FTM-FTA								
Acob	6-12	1	4-6	3	3	17	0				3	28
Sam Fong	0-0		0-0	0	0	0	0				1	0
Bacos	2-6		0-0	4	3	4	2		2		1	27
Vega	4-12	2	1-2	5	3	11	2				0	28
Rico	0-0		0-0	0	0	0	0				0	0
Paresa	0-1		0-0	0	0	0	0				0	0
Duque	0-0		0-0	0	0	0	0				0	1
Fujimoto	0-0		2-2	1	2	2	2				0	11
Lacio	0-0		0-0	0	0	0	0				0	0
Brauch	5-12	3	9-11	6	4	22	1				1	32
Segundo	1-3		0-0	1	4	2	0				0	23
Rabag	0-0		0-0	0	0	0	0				0	10
Team				2								
Totals.....	18-46	6-15	16-21	22	19	58	7	12	2	6	160	
	.391	400	.762									

Punahou (68)	TOTAL		3-POINT		REB	PF	PTS	A	TO	BLK	S	MIN
	FGM-FGA	FGM-FGA	FTM-FTA	FTM-FTA								
Lam	4-10	4	0-0	1	3	12	2				1	32
Tom	0-0		0-0	0	0	0	0				0	4
Gonzales	3-8		6-6	5	4	12	2				1	22
Kia	1-2		0-0	0	2	2	1				0	23
Castillo	1-2		0-0	0	1	2	0				0	3
Yee	0-0		0-0	0	0	0	0				0	0
Taylor	0-0		0-0	0	0	0	0				0	0
Mullahey	0-0		0-0	0	0	0	0				0	0
Wong	4-10	1	10-12	8	2	19	2		2		3	32
Ah You	0-0		0-0	0	2	0	0				0	12
Miller	8-10		5-13	14	3	21	1				2	32
Team				1								
Totals.....	21-42	5-18	21-31	29	17	68	8	14	3	7	160	
	.500		.677									

Score by Periods	1st	2nd	3rd	4th	Total
Maui	10	17	10	21	-- 58
Punahou	15	15	16	22	-- 68

Officials:
 Technical fouls: none
 Attendance: 4,435

Punahou wins Defeats Maui for state title

By Ferd Borsch
 Advertiser Staff Writer

Chris Miller and Kevin Wong combined for 40 points in leading Punahou School to a hard-fought 68-58 victory over the Maui Sabers last night in the championship game of the 34th annual state high school basketball tournament.

Miller, a dominating 6-foot-5, 235-pound center who ruled the inside, scored 21 points and grabbed 14 rebounds. Wong, a slender 6-foot-6 forward, finished with 19 points and eight rebounds.

Ty Brauch scored a game-high 22 points for the Sabers, who played the Buffanblu (15-0) on even terms until late in the third quarter. Maui finished with a 14-5 record.

A crowd of 4,435 at Blaisdell Arena saw Punahou win its seventh state title, the most for any school since the tournament was started in 1957. St. Louis has won six titles.

State Basketball	
CHAMPIONSHIP	
Punahou (15-0).....	68
Maui (14-5).....	58
THIRD PLACE	
Baldwin (15-2).....	60
Iolani (12-6).....	56
FIFTH PLACE	
Hilo (20-1).....	64
Roosevelt (13-6).....	55
CONSOLATION	
Castle (14-4).....	84
Waiekeha (16-5).....	72

It was also the third state championship for Chris McLachlin, who returned as Punahou's basketball coach this season after 11 years as the school's highly successful volleyball coach. McLachlin also guided Punahou to state basketball championships in 1975 and 1979.

"I have a lot of respect for Maui," said Punahou coach Chris McLachlin. "I wonder what it would have been like if they only had to play three nights like us. They showed a lot of heart and courage, but so did our guys."

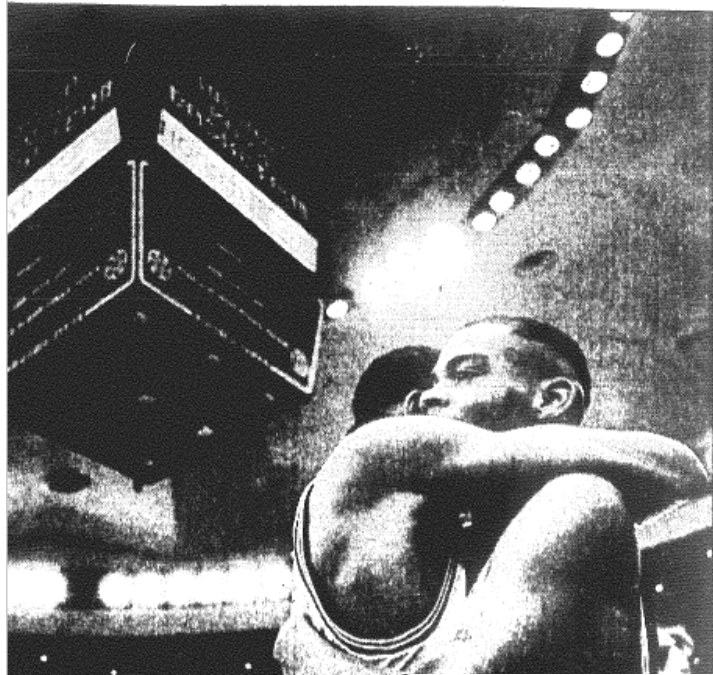
Brauch, whose two 29-point performances started the Sabers on their way to the title round, was pleased with his team's play in the tournament.

"I think we did a great job to get this far," Brauch said. "We just couldn't get the last one."

Maui coach Gilbert Silva said he felt "we had all the chance in the world to win, but we had to capitalize on turnovers. We missed some layups and I think we were a little intimidated by their height."

But the Buffanblu did not start to pull away for good until late in the third quarter and early in the fourth quarter

Radford wins state title



Rams hold off Warrior rally to finish up a perfect season

By Dave Reardon
Advertiser Staff Writer

They didn't do it in the steam-roller fashion some thought they might. But the Radford Rams completed a season-long quest to win the championship game of the state high school basketball tournament last night.

A turnstyle-count crowd of 6,541 at Blaisdell Center watched as Radford hung on to edge Kamehameha, 57-55. Radford completed an unbeaten (19-0) season. But it wasn't easy.

The Rams survived their third consecutive night of battle with an Interscholastic League of Honolulu power, beating St. Louis and Iolani in earlier rounds.

All three games were close, and Kamehameha came oh-so-close to its first state title since 1976.

Radford coach Jim Alegre said he expected it to be that way, even though his team was by far the tallest in the tournament and ran roughshod through the other tournament

State Basketball

At Blaisdell Arena
YESTERDAY'S RESULTS
Championship
Radford 57, Kamehameha 55
Third Place
Honokaa 76, Iolani 71
Fifth Place
Kalaheo 57, St. Louis 46
Consolation
Kapaa 64, Kaimuki 57

All-Tournament

Most Valuable Player
Marcus Smith (Radford)
All Tournament Team
Troy McCoy (Radford)
Sy Frazier (Honokaa)
Rodney Arias (Kamehameha)
Larry Kai (Kamehameha)
Lanont Davis (Radford)

Then, after the Rams' 24th turnover of the game, Akai was called for a travel under the Radford basket with 55 seconds

RADFORD (57)							
	FG	FT	R	A	S	PP	TP
Parham	0-2	2-2	2	0	0	4	2
Smith	4-8	0-0	6	1	0	2	9
Cooper	0-2	5-8	1	1	2	3	6
McCoy	4-5	0-2	5	3	0	2	8
Mostilen	4-8	6-7	9	3	0	4	14
Davis	6-10	5-6	9	0	0	3	17
Jordan	0-0	0-0	0	0	0	0	0
Burnley	1-1	0-0	0	1	1	3	2
Curry	0-0	0-0	0	0	0	0	0
Dunbar	0-0	0-0	0	0	0	0	0
Team			1				
Totals	19-38	18-23	33	9	3	21	87
Percentages	.528	.783					

KAMEHAMEHA (55)							
	FG	FT	R	A	S	PP	TP
Kai	4-19	0-0	6	3	0	2	10
Hitzeman	7-17	6-10	2	2	0	3	21
Salvador	1-2	0-0	2	0	2	1	3
Comita	1-1	2-3	5	1	0	5	4
Arias	3-9	4-6	10	0	0	2	10
Lee	0-1	0-0	1	0	0	0	0
Nihipai	0-2	0-0	0	0	0	0	0
Lino	2-2	0-1	2	0	0	1	4
Lau	0-1	1-3	2	0	0	2	1
Akai	1-3	0-1	2	1	1	4	2
Team			2				
Totals	19-57	13-24	33	7	3	20	55
Percentages	.333	.542					

Radford	13	19	13	12	—	87
Kamehameha	13	9	21	12	—	55

Three-point goals — Radford 1 (Smith), Kamehameha 4 (Kai 2, Hitzeman 1, Salvador 1)
Turnovers — Radford 24, Kamehameha 12
Technical fouls — None
Attendance — 6,174 (paid), 6,541 (total)

University reigns again, 38-36

By Curtis Murayama
Advertiser Staff Writer

Brad Stewart scored on a put-back off the glass with three seconds left, helping University High nip Maryknoll, 38-36, and cap one of the most dramatic comebacks in state high school basketball history.

A Blackwell Arena crowd of 4,787 watched defending champion University become the first team to repeat as state champion since Punahou (1979-81).


Maryknoll had one opportunity to tie but Kimo Padeilo's double-pump, 35-foot shoot, while being guarded by 6-foot-8 James Williams was off the mark as the horn sounded.

"This has got to be the sweetest of them all," UHS coach Darryl Gabriel said.

And probably the most thrilling.

University trailed by as many as 16 points twice (19-3 and 23-7) in the second period and 25-13 at halftime.

But all that changed in a thrill-packed third period during



Advertiser photos by Bruce Rasmussen

Consolation games, Page C-7

which the Junior Rainbows outscored the Spartans 19-4 to take a 32-29 lead into the fourth period.

Squaring the rally was a 3-1-1

MARYKNOLL (36)							
	FG-A	3FG-A	FT-A	R	A	PF	TP
Uohara	5-11		0-0	4	1	3	10
Homer	1-1	1-1	0-2	4	1	4	3
Padeilo	0-3		0-0	1	0	1	0
Jr. Lactaosen	5-9		5-5	3	2	0	15
Mills	1-4		0-0	4	0	5	2
King	3-5		0-1	8	1	3	6
Team				1			
Totals	15-33	1-1	5-9	25	5	16	36
Percentages	.455	1.000	.556				
UNIVERSITY HIGH (38)							
	FG-A	3FG-A	FT-A	R	A	PF	TP
Alvarez	1-2	0-1	0-0	1	0	0	2
Miho	2-7	0-4	0-1	0	7	0	4
DeCorte	3-6	1-3	0-1	2	2	2	7
Quinn	2-4	0-1	0-0	1	0	1	4
Stewart	5-11		7-12	7	1	1	17
Williams	2-7		0-0	4	1	3	4
Team				1			
Totals	15-37	1-9	7-14	16	11	7	38
Percentages	.405	.111	.500				
Maryknoll (14-4)			25		11		36
University High (17-0)			13		25		38

Technical fouls — none. Blocked shots — University High 2 (Williams). Steals — Maryknoll 4 (Uohara 2). University High 9 (Williams 2, Miho 2, DeCorte 2, Stewart 2). Turnovers — Maryknoll 15, University High 9. Att. — 4,787.

UHS wins state championship

Jr. 'Bows repel Punahou, 47-43

By Stephen Tsai
Advertiser Staff Writer

University High overcame brief flings with insult and injury to gain a 47-43 victory over Punahou last night in the championship game of the state high school basketball tournament.

The Blaisdell Arena crowd of 4,760 saw the Junior Rainbows win their first state basketball title since 1978.


UHS has played Punahou in all three of its trips to the finals.

UHS ensured its third victory of the season over Punahou with accurate free-throw shooting late in the game. The Junior Rainbows, who led the entire second half, hit six of their last seven free throws in the final 1:15.

But they dictated the game's tone long before that by weathering two hold-your-breath moments.

Punahou stunned UHS by racing to a 6-0 lead in the game's first three minutes.

The Junior Rainbows — whom coach Bobby Au said were "surprised and slightly embarrassed" by the early deficit — then switched to an aggressive man-to-man defense. The move seemed to strip Punahou of its perimeter of-



University High players, led by James Williams (33) and Michael Ah Sam (23), rejoice in victory after winning the state basketball championship last night.

PUNAHOU (43)						
	FG-A	FT-A	Reb	Pf	Pts	
Chun	0-0	0-0	0	1	0	
Ching	1-2	0-0	0	2	2	
Enersen	0-3	0-0	3	3	0	
Yap	1-4	0-0	0	0	2	
Smith	2-8	0-0	5	1	4	
Stackhouse	0-0	0-0	0	1	0	
Takeshita	6-16	2-2	4	3	14	
Yates	1-2	0-0	2	4	2	
Healy	8-14	3-3	12	2	19	
Dias	0-0	0-0	0	1	0	
Team			3			
Total	19-49	5-5	29	18	43	

UNIVERSITY HIGH (47)						
	FG-A	FT-A	Reb	Pf	Pts	
Milho	0-0	0-0	0	0	0	
DeCorte	2-3	5-7	3	3	9	
Ah Sam	1-3	4-6	3	2	6	
Quintan	3-5	4-6	4	2	10	
Stewart	3-9	1-1	4	2	7	
Williams	7-15	1-4	6	1	15	
Team			2			
Total	16-35	15-24	22	10	47	

Halftime—University High 23, Punahou 16.

Technical—None.

FG pct.—Punahou .388, University High .457. FT pct.—Punahou 1.000, University High .625. Turnovers—Punahou 10, University High 7. A—4,760.

St. Louis ascends to state title

Maryknoll falls, 37-31

By Stephen Tsai
Advertiser Staff Writer

St. Louis, with accurate free-throw shooting in the final two minutes, defeated Maryknoll, 37-31, last night in the championship game of the state high school basketball tournament at Blandell Arena.

About 4,800 fans saw the Crusaders make their last eight free-throw attempts to win their first state basketball title since 1968 and their sixth overall.

"It feels beautiful," said St. Louis center Vincent Kiste, who made six free throws down the stretch. "I feel faint."

Said Crusader point guard Bill Schulte: "This is kind of like the final chapter in a book. The book is full now."


For a while, the situation appeared bleak for St. Louis, which trailed 30-27 with two minutes to play.

But Maryknoll, which had used a box-and-one defense to deny St. Louis' interior offense in the second half, suddenly retreated into a zone.

"I was surprised they did that," St. Louis coach Kaijo Spencer said. "It let Billy Schulte take charge for us."

Schulte, who was stalked by designated defenders nearly the entire game, hit a jump shot from the right side to make it 30-29 with 1:56 left.

Mainly Williams then intercepted the Crusader's rebound and made a layup for



Led by assistant coach Duke Ajona, St. Louis players rush onto the court after winning it all.

Advertiser photo by Greg Yamamoto

ST. LOUIS (37)

Schulte 2-4 4-4 8 Johnson 0-1 0-0 0 Marks 0-1 0-2 0
 Tappan 0-0 0-2 0 Cooper 2-4 5-5 9 Kanoa 3-12 0-1 6
 Williams 0-1 1-5 1 Kiste 1 9 11 11 13 Lewis 0-0 0-0 0 Totals
 9 32 21-30 37

MARYKNOLL (31)

Neves 1-1 0-1 2 Lactaben 1-3 0-0 2 DelaCuesta 1-3 0-0 2
 Gabriel 4-11 4-8 12 Euztani 3-5 0-2 6 Sagapolutele 2-7 1 3
 5 Makaula 1 1 0 0 2 Totals 13 31 5-14 31

St. Louis	12	4	9	12	-37
Maryknoll	6	7	10	8	-31

Fouled out—Sagapolutele. Total fouls—St. Louis 15, Maryknoll 21.

FG pct.—St. Louis .250, Maryknoll .419. FT pct.—St. Louis .700, Maryknoll .357.

Rebounds—St. Louis 24 (Williams 6, Kiste 5, Kanoa 5), Maryknoll 17 (Gabriel 9, Makaula 3). A—4,839.



Rally helps Mustangs to state title

By Curtis Murayama
Advertiser Staff Writer

Peter Ranta converted both ends of a one-and-one free-throw opportunity with five seconds left, lifting the Kalaheo Mustangs past Radford, 57-55, in the state high school basketball championship last night before 5,797 fans at Blaisdell Arena.

The victory earned Kalaheo its first state title in 11 years of varsity basketball. The Mustangs, top seeded and ranked No. 1 in The Advertiser statewide poll, finished the season 17-0, the first team to finish unbeaten since Kailua (1982). They have won 34 of their last 35 games, spanning three seasons. Radford finished 17-4.

But the title didn't come easy for Kalaheo, which had to overcome a 15-point second-period deficit and then hold off a late Ram charge.

Chad Liftee's two free throws gave the Mustangs a 55-49 lead with 47 seconds left.

But the last 47 seconds were almost a blur of action.

It followed this sequence: Radford's Shelly Brown hit a 15-footer, making it 55-51 with 40 seconds left.

state scene

The final day

Championship game
Kalaheo 57, Radford 55
Third-place game
Maryknoll 57, Kamehameha 54
Fifth-place game
Waipahu 65, Punahou 60
Consolation final
Baldwin 59, Waiakea 57 (OT)

Advertiser's All-Tournament team

MVP—Duane Bradley, Kalaheo.
Scott Bogle (Radford), Mingo Saelua (Radford), Garrett Gabriel (Maryknoll), Dino Viena (Waipahu), Peter Ranta (Kalaheo).

Championship game

KALAHEO (57)		FG-A	FT-A	Reb	Pf	Pts
Ro Gomes	0-4	2-2	1	2	2	
Ra Gomes	5-11	3-6	1	3	13	
Bradley	7-16	7-10	9	3	21	
Ball	1-1	0-0	1	2	2	
Ranta	4-7	2-2	3	0	10	
Bush	0-5	2-3	7	1	2	
Liftee	2-4	3-4	5	2	7	
Totals	19-48	19-27	27	12	57	

RADFORD (55)		FG-A	FT-A	Reb	Pf	Pts
Brown	6-21	2-4	7	3	14	
Pacheco	0-1	0-0	0	1	0	
Abreu	2-6	0-0	2	1	4	
Bogle	5-12	2-3	11	1	12	
Horiuchi	1-1	1-1	1	1	3	
Kroll	1-1	0-0	0	0	2	
Saelua	6-11	3-4	1	4	15	
Ulugaono	2-5	0-0	7	3	4	
Bryan	0-1	1-2	3	2	1	
Garcia	0-1	0-0	0	1	0	
Totals	23-60	9-14	32	19	55	

Championship game

KALAHEO (57)		FG-A	FT-A	Reb	Pf	Pts
Ro Gomes	0-4	2-2	1	2	2	
Ra Gomes	5-11	3-6	1	3	13	
Bradley	7-16	7-10	9	3	21	
Ball	1-1	0-0	1	2	2	
Ranta	4-7	2-2	3	0	10	
Bush	0-5	2-3	7	1	2	
Liftee	2-4	3-4	5	2	7	
Totals	19-48	19-27	27	12	57	

RADFORD (55)		FG-A	FT-A	Reb	Pf	Pts
Brown	6-21	2-4	7	3	14	
Pacheco	0-1	0-0	0	1	0	
Abreu	2-6	0-0	2	1	4	
Bogle	5-12	2-3	11	1	12	
Horiuchi	1-1	1-1	1	1	3	
Kroll	1-1	0-0	0	0	2	
Saelua	6-11	3-4	1	4	15	
Ulugaono	2-5	0-0	7	3	4	
Bryan	0-1	1-2	3	2	1	
Garcia	0-1	0-0	0	1	0	
Totals	23-60	9-14	32	19	55	

Kalaheo	14	15	18	10	—57
Radford	21	12	12	10	—55

FG pct.—Kalaheo .395, Radford .383. FT pct.—Kalaheo .703, Radford .642. A—5,797.

Fourth time the charm— Spartans win title, 55-44

By Clyde Mizumoto
Advertiser-Examiner Sports Editor

To paraphrase a familiar line, hell hath no fury like a Spartan whose opponent...

Three times before, Maryknoll has made it to the state high school basketball tournament final. And three times it lost — to Kaneohe in 1978, to Pearl City in 1981, to Kailua in 1982.

Last night at Blaisdell Arena, the Spartans rallied from a 14-point, first-half deficit to defeat Mau, 55-44, and win the 28th annual Hawaii High School Athletic Association championship.

"That makes it six tournament championships this year, four in the previous, the III and IIII and this," said Maryknoll coach Tony Scitino, who celebrated his 28th career victory with a balloon that said, "You're the greatest."

"This," Scitino added, "has been our most productive year, ever."

Scitino said the difference from years and tournaments past was experience. "Younger kids would have fallen apart in that kind of situation," he said. "But with guys like Ben (Valle) and Mike (Among), there was no doubt they could handle it."

The motivation, Among said, was obvious. "It wasn't like we HAD to win it, it was more like we WANTED to win it. When you talk about Maryknoll, you talk basketball. So many great players have played there. This win wasn't just for us, it was for them, too."

One of "them" is Mike Ostrowski, who played on the Maryknoll team that lost in its first state-final appearance in 1976. Last night, Mike's brothers — Dennis and Ken — helped



Maryknoll senior Kody Grant joyously celebrates the Spartans' state-tournament victory with a wave of the net.

MARYKNOLL (55)					
Brandt	0	0-0	0	Valle	3 3-6 9
Turner	4	0-0	8	Among	3 1-2 7
D Ostrowski	7	0-2	14	K Ostrowski	3 5-10 11
Totals		23	9-21	55	
MAU (44)					
Vroom	5	0-0	10	Corpus	0 0-0 0
Patao	0	0-0	0	Briones	6 1-3 13
Tamayo	0	0-0	0	Carillo	0 0-0 0
5 Cummings	0	0-0	0	Wakayama	2 0-0 4
Totals		20	4-7	44	
<hr/>					
Maryknoll		11	9	15	20 —55
Mau		15	15	8	6 —44
<hr/>					
Total fouls — Maryknoll 10, Mau 17. Fouled out — Sparks, A — 6. 161					

1983

Red Raiders are No. 1 after all

Iolani lives up to label

By Curtis Murayama
Honolulu Staff Writer

"The best team in the state."
The Iolani players have heard that line before, since they were aspirants to be exact.
But that label is no longer a burden to them. They are the best team in the state. By far.
Last night at Hanahele Center, the Red Raiders proved it before 7,588 fans, beating Leilehua, 62-46, in the final of the 27th annual Hawaii High School Athletic Association state basketball tournament.
"I heard that many times," Iolani center Frank Luta said. "Now we can say, 'We are the best team in the state.'"
Nad passed Scott Laboy. "Now we can say it, now we can. This is the best day of our life. We waited four years for this. It feels so good."
Added guard Keith Spencer: "We wanted to prove to everybody we're the best."
Luta, Laboy and Spencer, all seniors now, were starters as freshmen. Then, they were labeled the team of the future; then, the team of destiny; then,



Mules get bounced out of final, 62-46

By Clyde Mizumoto
Honolulu Staff Writer

They took a rather circuitous route, but Iolani's Red Raiders are back where they started in the beginning of the season — at the head of the class in state high school basketball.

The Red Raiders reclaimed the distinction as the No. 1 team in the state last night with a resounding 62-46 victory over Leilehua in the final of the Hawaii High School Athletic Association state tournament.

A sellout crowd of 7,588 at Hanahele Arena witnessed the Red Raiders at their best. Iolani took a 10-0 lead 5:21 into the game and it was evident that the Red Raiders were the superior team.

An aggressive man-to-man defense with trapping principles seemed to rattle Leilehua in the opening minutes. "We wanted to force them to take shots they didn't want to take," Iolani assistant coach Years said. "We didn't want them to run any patterns."

The only patterns the Mules were running were in circles. Leilehua missed its first seven fieldgoal attempts and turned the ball over three times to fall behind quickly.

Meanwhile, Iolani rebounded with a vengeance, used a variety of defenses to find a variety

all-tournament

Advertiser's All-Tournament Team

Michael Feters	Iolani
Scott Laboy	Iolani
Roland Ruff	Iolani
Todd Smith	Leilehua
Keith Spencer	Iolani

Most Valuable Player

Frank Luta	Iolani
------------	--------

in the state tournament, to have fun and play the way we were capable of," Iolani center Frank Luta said.

Last night, as they had throughout the tournament, the Red Raiders were hitting on all five cylinders.

● Small forward Michael Feters had 16 points and eight rebounds.

● Power forward Roland Ruff had 14 rebounds and 11 points.

● Center Frank Luta muscled his way for 15 points and five rebounds and rebounded Leilehua center Dale Harris into an early foul.

CHAMPIONSHIP

IOLANI (62)

Feldhaus	0	0-0	0	Spencer	1	0-4	4	Feters	5	6-7	16
Matsuda	0	2-2	2	Maae	1	0-0	2	Laboy	5	0-0	10
Lee	0	0-0	0	Ruff	4	6-9	13	Luta	5	3-3	15
Totals											22
											18-30
											62

LEILEHUA (46)

Tolentino	0	0-0	0	Baldonado	0	0-0	0	Haddon	0	0-0	0
Paragan	1	2-2	4	Rulava	0	0-0	0	DeCenzo	1	0-0	2
Harris	2	0-3	4	Postell	1	0-0	2	Paddock	0	0-0	0
Smith	9	4-5	22	Ke'a	0	0-0	0	Tyler	0	0-0	0
Totals											20
											6-12
											46

Iolani	12	19	14	17	—62
Leilehua	4	13	8	21	—46

Fouled out—Harris Total fouls—Iolani 12. Leilehua 20
Technical—Feters Att—7,588

Roe wakes up in time, puts Spartans to sleep

By Curtis Murayama

Advertiser Sports Writer

Kailua forward Andy Roe decided it was time to rise and shine. And because he did, he and his Surfrider teammates have confirmed they are the best high school basketball team in the state.

Roe gave Kailua the finishing thrust it needed and led the Surfriders to a 47-42 victory over snake-bit Maryknoll and the state title last night before 5,606 fans at Blaisdell Center.

Kailua has been ranked No. 1 in The Advertiser poll most of the season and was the No. 1 seed in the tournament. But the Surfriders had their doubters, especially since they lost to Maryknoll twice during the pre-season.

With Kailua's more spectacular forward, George Puou, sitting out in foul trouble, Roe decided to make his move. He started the Surfriders going by scoring eight of their first 10 points in the fourth period to put Kailua up to stay.

"If he's (Puou) out, I gotta take up the slack," said Roe. "It was there so I took it."

The Surfriders led 33-31 entering the final period of a game that

Advertiser all-tourney team

MVP — Andy Roe (Kailua)

George Puou (Kailua)
Francis Fletcher (Maryknoll)
Ricky Leong (Maryknoll)
Randy Canencia (University)
Michael Kawainaea (Baldwin)

he didn't even look to the basket — and had taken only three entering the final period.

"Everybody else was making buckets so I didn't care," said Roe.

"See this bum (Roe), he finally comes on in the last game of the season," said Kailua guard Bart Schley, kidding his 6-foot-3 senior teammate.

"Andy peaked," said Santos.

And so did his Kailua team. The Surfriders, playing heady basketball throughout the game and the tournament, hit 10 of their last 12 shots from the field, including 4-for-5 performances in each of the last two periods.

For the game, Kailua hit 18 of 32 (56 percent) while Maryknoll hit 17 of 38 (45 percent).

"I told these kids, 'You're good

MARYKNOLL (42)

Sellitto 0 0-0 0, Bonowitz 0 0-0 0, Relator 2 0-0 4, Leong 5 2-2 12, Among 1 1-2 3, Fletcher 7 5-8 19, Ostrowski 2 0-0 4. Totals 17 8-12 42.

KAILUA (47)

Puou 2 2-2 6, Baxter 0 0-0 0, Runyan 6 3-4 15, DeCorte 0 0-0 0, Arcibal 2 0-0 4, Schley 4 2-2 10, Richardson 0 0-0 0, Roe 4 4-7 12, Martin 0 0-0 0. Totals 18 11-15 47.

Maryknoll	10	10	11	11	—42
Kailua	10	14	9	14	—47

Fouled out—none. Totals fouls—Maryknoll 16, Kailua 14.

Hale the Puns one more time

Don't ask Punahou center Dan Hale how it feels to lose in the state basketball tournament. He doesn't know.

The 6-foot-5 senior last night did what he's been doing for the past three years — he led the Buffaloes to a state crown. The victims the past two years were Moanalua and University. Last night before 6,085 fans at Blaisdell Center it was Maryknoll, 41-40. The Punahou mystique continues.

In 1979, the Puns had an excellent supporting cast. But the past two years were different. They were seeded third in last year's tournament and fourth this year and weren't even the Inter-scholastic League of Honolulu champions in each case.

But that didn't stop Hale from working his usual post-season magic.

"We play our best ball at the end . . . when it counts," said Hale, who said this year's title was the most satisfying. "We had to work for everything this year. We had a bunch of JV players and other guys who hardly played. We stuck together."

And his performance last night exemplified Punahou's struggle to the top.

Hale limped out with 3:58 left in the second quarter with an injured left knee. He returned after the half with a tape around his knee and fire in his eyes.

"I can't bend it but as long as I could breathe I was going to be out there," he said.

Besides scoring 18 points and grabbing six rebounds, Hale also came through when it counted.

With 2:24 left in the game, he hit a 15-footer to give the Puns a 38-35 lead. Maryknoll closed the gap to 38-37 but Hale was fouled with 54 seconds



MARYKNOLL (40)

Schwitzer 0 0-0 0, Sellitto 0 0-0 0, Giffard 2 0-0 4, Villas 3 1-3 7
 Leong 5 0-0 10, Kanai 3 1-2 7, Fletcher 5 1-3 11, McGuire 0 1-2 1
 Totals 18 4-10 40

PUNAHOU (41)

Santos 3 3-4 9, Uyeda 0 2-4 2, Fagg 0 0-0 0, Hashimoto 3 0-0 6
 Noble 2 0-0 4, Hale 5 8-11 18, Taufassau 0 0-0 0, Grininger 1 0-1 2
 Totals 14 13-22 41

Maryknoll	14	7	12	7	40
Punahou	12	8	10	11	41

Total fouls — Maryknoll 16, Punahou 10. Fouled out —
 Leong.

Puns whip UHS for all the marbles

By CLYDE MIZUMOTO
Advertiser Assistant Sports Editor

The deeper the wound, the sweeter the revenge. Just ask the Punahou Bullfrogs, who pummeled season-long nemesis University High, 73-60, last night to capture the 20th annual state basketball championship.

The victory gave the defending champion Bullfrogs their fifth state title and came right on the heels of what was probably one of the lower points in Punahou basketball history.

It was just a week ago that the Bullfrogs suffered an embarrassing 73-87 licking at the hands of the very same Jr. Rows. The stinging setback stuck like a heated poker in the hearts and minds of the Bullfrogs. They knew they weren't that bad a ballclub.

"We were shocked, we didn't think we'd be blown out like that," said John Kamana, who made his 11th game in state tournament play a most sweet one.

Said Punahou coach Ray Buck, who took a team the ultimate distance in his first year. "A week ago we were embarrassed . . . embarrassed. They beat us by 23 and it gets to a guy who has any pride and our guys have a tremendous amount of pride."

Super-sub Alan Linn explained the

ALL-TOURNAMENT TEAM
Leroy Linn University
Eric Morales University
John Kamana Punahou
Dan Hale Punahou
Richard Haensch Punahou
Most Valuable Players — Dan Hale and Richard Haensch (Punahou).

in a trance to calmly sink 22 of 29 free throws. Twenty three of those free throws came in the second half to help Punahou ward off any UHS resurgence.

"They had to feel and if we missed those free throws, then they're back in the ball game. But we made them," said Buck. "We had a free-throw shooting contest in practice today and I think that really helped. I think Danny Hale won it (the contest)."

If he didn't, the 6-6 junior sure made up for it last night. Hale and Richard Haensch, named the tournament's co-MVPs by The Honolulu Advertiser, keyed the first-half surge and together were 22 of 34 from the foul line for the evening.

Hale had 17 of his 19 points and 8 of his 10 rebounds in the first half



UNIVERSITY (60)

Morales, Ev. 11-23; Morales, Er. & 2-4 14; Mann 0 1 21; Lulu 9 14 17 32; Powell 3 0-0 6; Smith 1 0-0 2; Yomes 0 0-0 0; Kuma 0 2-2 3; Everett 0 0-0 0. Totals — 20 20-27 60

PUNAHOU (73)

Bissen 1 0-1 0; Hiu 2 7 10 11; Kamana 7 4-4 18; Hale 5 9 10 19; Haensch & 13-14 25; Hardy 0 0-0 0; Lum 0 0-0 0. Totals — 20 33-39 73.

University	8	15	18	19	60
Punahou	20	16	12	25	73

Team fouls — UHS 24, Punahou 17 Fouled out — Morales, Ev., Mann, Technicals — Morales Ev. A — 5, 720.

Buffanblus bury Moanalua, 60-28

Punahou takes state title

By CLYDE MIZUMOTO
Advertiser Assistant Sports Editor

After being relegated to a bridesmaid's role the last two years, Punahou shook that second-class status with a vengeance last night — whipping Moanalua, 60-28 for the championship of the Hawaii High School Athletic Association State Basketball Tournament.

The Buffanblus had been saddled with the runnerup role in '77 and '78 — losing by two to Radford and then by two again in overtime to University High. They were hungry, who wouldn't be. Three of the Buffanblus — Darryl Gabriel, Larry Tavares and John Kamana — had played in the two previous championship games.

"I've got two silvers (second-place medals). I just had to have that gold," said Tavares, a smile creasing his face.

Ironically, the Buffanblus will have to go a few days without their

and 4-3 deficits, the Buffanblus were in complete control and awesome as ever.

Gabriel started the turnaround with a short jumper that put the Puns up, 5-4. That was first two of 15 straight Punahou points which put them ahead, 18-4, early in the second quarter.

While the Buffanblus turned red-

All-Tournament Team	
Pos.	Player
G	Darryl Gabriel
C	Kawika Akana
F	Leroy Lulu
C	John Kamana
C	Dan Hale
Most Valuable Player — Darryl Gabriel (Punahou)	

HONOLULU REGION	
PUNAHOU	Larry Tavares, Roy Edredge
MOANALUA	Sam Johnson, David Clark, Baldwin
WAILUKU	Sam Johnson, David Clark, Baldwin
KAHALA	Larry Tavares, Dan Hale, John Kamana
UNIVERSITY	Chris Bell, Kaitera
WAIANA	Eric Heu

but the Menehunes found the makai

That was it. The game was over. The Buffanblu press and patience and experience had surfaced at the same time Moanalua was sinking deeper and deeper.

"We came out very hungry tonight," said Punahou coach Chris McLachlin. "I think it was a matter of time before our experience showed. We just went out and executed our own game and eventually it turned around."

Moanalua coach Eric Heu agreed. "We started off exactly how we wanted to but then some kind of feeling came over them (our kids)," said Heu. "I don't know if we were awed or what. But Punahou is really something. They're a real team, they play good team basketball. I think their boys really wanted it tonight."

The Buffanblu desire was especially evident in that first half. They

points and a good board game from sophomore Sam Addison.


"You know, I don't like to brag. I never do but I thought we played as near-perfect a game as ever," said McLachlin. "And we got that kind of play out of all 12 guys. The subs came in and played as great a team

Baldwin wins third place
Story on K-4

Maryknoll win Class A tournament on Lanai
Story on K-8

defense as the regulars. Let me tell you, to hold a good team like Moanalua to 28 points is quite an accomplishment."

The Menehunes, too, accomplished quite a bit. Just by being there in the



PUNAHOU (60)

Tavares 12-24, Gabriel 7-4-5-18, Edredge 11-23, Kamana 6-3-4-15, Hale 4-1-3-9, Orme 0-1-3-1, Oshima 0-0-0-0, Topolinski 2-0-0-4, Maurer 0-0-0-0, Obama 1-0-1-2, Hiu 0-0-0-0, Lum 2-0-1-4. Totals 24-12-21-60.

MOANALUA (28)

Maruyama 1-0-0-2, Shimabuku 0-0-0-0, S. Johnson 2-2-2-6, Addison 3-2-2-8, Utara 1-0-0-2, B. Johnson 2-1-2-5, Scott 0-0-0-0, Chang 1-0-0-2, B. Lee 0-0-0-0, Brown 0-0-0-0, D. Lee 0-1-2-1, Yamaguchi 1-0-0-2, Belmonte 0-0-0-0. Totals 11-6-8-28.

Punahou	11	23	10	16	—60
Moanalua	4	7	8	9	—28

Team fouls — Puanhou 8, Moanalua 20. Fouled out — Addison, A — 6, 452.

UHS wins it in overtime

By FERD LEWIS and CLYDE MIZUMOTO
Advertiser Sports Writers

Someone up there must like Evans Morales and University High because their prayers were answered last night before 5,378 witnesses.

With four seconds left in overtime, Morales put up a prayer shot that swished through the net and gave University High School an heart-tugging 65-63 victory over Punahou in the State Class AA High School Tournament championship game at Blaisdell Center.

It was Morales' only shot of the game and it couldn't have come at a more critical time for Claude Holtendorfer's Junior Rainbows.

For the Buffalibus of Chris McLachlin, it was another heart-breaking finale to a fine season. Punahou finished as the state runner-up last year, too, when it lost to Radford.

Earlier last night, Baldwin High's Bears silenced those who thought they were seeded too high at No. 3 when they whipped top-seeded Radford for third place, 71-53.

University High's championship victory more than made up for four other losses to the Buffalibus during the 1977-78 season. Just five nights ago, the Buffalibus had blown the Junior Beas off the same Blaisdell Center court with a too-easy 62-43 win in the ILLH championship game.

But last night it was a different UHS team that took the floor against

its season-long nemesis. The Junior Beas came to play, as they had throughout the tournament in a complete turnaround from their showing down the stretch of the ILLH season. They sank 55 percent of their floor shots.

The Junior Beas nearly blew the Pans off the court in the third quarter — taking as much as a 14-point lead (37-23) before the Buffalibus man-to-man pressure began to take its toll.

That press, foal trouble by 6-foot-5½ center Craig Bell, and the hot shooting of Punahou's John Kamana steadily whittled away the UH lead and forced the game into an extra period tied at 61-61.

In the overtime, it looked as

though McLachlin would have his second state title as Bell had fouled out early in the fourth period and Mark Tuinei's layup had finally given the Pans the lead, something they had never had since the four-minute mark of the opening period.

After Tuinei's bucket made it 63-61 Punahou, Nathan Spencer hit the front end of a one-and-one free throw situation to cut the margin to one point. The Pans then went into a stall — calling up nearly two minutes of the clock — before Larry Tavares was fouled.

It seemed that the UHS stock dipped to its lowest point as Leroy Lutu committed the foul — his fifth — and Tavares, a fine free-throw shooter, had a one-and-one and a chance to

put Punahou up by three with 21 seconds remaining in the overtime.

But Tavares missed, Spencer grabbed the rebound and UHS called time-out with 16 seconds to play.

After a strategy talk from Holtendorfer, his son Kirk brought the ball upcourt, penetrated inside the free-throw line and dumped off a pass to Spencer, who was crossing from left to right across the lane. Spencer missed the layup but was fouled by Darryl Gabriel, his fifth of the game.

Spencer connected on his first attempt to tie it at 63-63. McLachlin called time in hopes of rattling the 6-2 center's nerves, and Spencer missed his next attempt but the ball caromed off to Morales.

With just a hint of a surprised look on his face, sophomore guard Morales flipped the rebound back up from about 12 feet and the ball dropped through for the victory and the championship.

Actually, Punahou had one last desperation attempt. As Morales was being mobbed by his twin brother Eric and other teammates, Jason Oshima raced downcourt, took a pass and put up a 12-foot baseline shot at the buzzer. But Spencer came sailing by and deflected it as the buzzer sounded.

Lutu, as is his custom, led the Junior Beas in scoring with 19 points but had to take a back seat to team-

See UHS on Page B-2

Punahou	12	9	16	24	2	—	63
University	17	12	17	15	4	—	65

PUNAHOU — Tavares 4 0-1 8, Elredge 1 4-4 6, Gabriel 2 0-0 18, Kamana 8 5-4 21, Tuinei 2 2-4 4, Oshima 0 1-2 1, Ramos 0 0-0 0, Hale 1 1-2 3. Totals 25 13-17 63.

UNIVERSITY — Eric Morales 7 1-2 15, Lutu 7 2-2 16, Holtendorfer 5 3-5 13, Spencer 2 5-7 9, Bell 5 0-0 10, Evans Morales 1 0-0 2, Seto 0 0-0 0, Bissen 0 0-2 0. Totals 27 11-18 65.

Team fouls — Punahou 15, University 13. Fouled out — Lutu, Bell, Gabriel.
A — 5,378.

Radford's perfect ending: 48-46 State title victory

By FERD LEWIS and
CLYDE MIZUMOTO
Advertiser Sports Writers

All-tourney

ADVERTISER'S
ALL-TOURNAMENT TEAM
Sportsman, Radford (MVP)
Kane O'Hara, Punahou
Sam Nelson, IHS
Richard Conte, Radford
John Kamana, Punahou

MEMORABLE MOMENT
Gary Hubbard and Ed O'Hara,
Radford; Forrest Roberts, Punahou;
C. Lee, Cal. Inst. and Ed Kershman,
D. Lewis, Arthur Hickman and

Radford High, the only team in the State with a perfect record, found a perfect way to write the finish of the 1976-77 basketball season with a 48-46 triumph over Punahou in the State finals last night.

A crowd of 6,571 at Blaisdell Center watched the Rams end the ILH's three-year hold on the State Class AA crown.

Radford's secret to a 20th victory last night was the ability to come up with the big play time and again.

sword of experience.

It was an appropriate ending for the Rams who opened their perfect season with a one-point win over OIA West rival Millam and were called on numerous times to preserve the winning streak with big plays.

Radford's all-senior starting lineup looked coolest when the going was toughest.

Punahou's hopes, built heavily on youth (one freshman and one sophomore start), perhaps were hurt by the same blend. They hit only 46 per cent from the free-throw line and had seven third-period turnovers.

ford afloat in the first half when Punahou was dominating the rebounding.

Mann hit eight straight points in the first quarter, cutting a 12-3 gap to 12-11; gave Radford its first tie (20-20) in the second quarter and helped spirit the Rams into the lead for good in the third period. He came up with four points down the fourth-period stretch as insurance.

All of Mann's heroics, however, would have been wasted without clutch free throws by O'Hara (4-for-4 in the fourth period), Mike Otto and Martin Smith, plus a pair of timely field goals from Richard Conte.

desperation shot at the buzzer.

Punahou and Radford hit an identical 36 per cent from the field in the first half, but Punahou couldn't make a 19-12 edge in free-throw attempts pay off, hitting only eight for 42 per cent. Punahou out-rebounded Radford 23-12 at that juncture.

Punahou, a team that lived with defense all year, died partly because of Radford's in the third period. The Puns committed seven turnovers and went 1-for-9 from the field while Radford went without a turnover over the same stretch and managed three field goals for a 32-28 edge entering the fourth period.

Punahou	16	10	2	14	46
Radford	11	14	7	16	48

PUNAHOU — Tavares 0 2-2 2, Gabriel 3 2-3 8, Steele 3 1-6 7, Kubota 0 2-2 2, Olaso 0 0-0 0, Glomb 2 2-2 6, Lung 0 0-0 0, Tuinei 0 0-2 0, Uperesa 6 2-4 14, Kamana 3 1-5 7. Totals—17 12-26 46.

RADFORD—Mann 6 5-6 17, O'Hara 2 4-4 8, Conte 4 5-8 13, Jones 0 0-2 0, B. Hubbard 2 0-0 4, Otto 1 1-2 3, M. Hutcherson 0 0-0 0, Smith 1 1-2 3. Totals—16 16-24 48.

Team fouls—Punahou 19, Radford 21. Fouled out—B. Hubbard, Rad; Steele, Pun.

Att: 6,571.

Kam king of 'AA'

By FERD LEWIS
Advertiser Sports Writer

Kamehameha, the "other" team in the ILH all season long, became "THE" team in the State last night with a 48-18 victory over Maryknoll to capture the Hawaii State High School "AA" basketball title at the Blaisdell Memorial Center.

With 6,890 witnesses last night, the Warriors gained revenge over Maryknoll, the team that had overshadowed them all year in the ILH.

The trophy that went with the victory should look nice in the Kamehameha trophy case alongside the one earned by many of the same players for their Oahu Bowl football victory just months ago.

IT WAS a tough way to go out for colorful Tony Sellitto and his Free-way Five from Maryknoll, who had dominated the ILH, had been number one in the Advertiser State basketball poll most of the year and made the rise from the class A ranks in one year.

Kalaeo, the OIA regular season champion, took the third place trophy with a 61-51 win over Pearl City. Leikihua took the consolation crown with a 79-40 verdict over Hilo.

Although the Warriors led all of the second half, they really didn't

being hounded by Turner and his sidekick, Lester Seto, came around in the final stages but by then it was too little, too late.

THE WARRIORS command, sliced to five with 2:21 remaining, got a boost from Turner who used his deft touch and some cooperative bounces to hike the Kamehameha edge to 42-38.

Mike Ostrowski and Fletcher put in back-to-back field goals, cutting it to three with 0:48 on the clock.

Villa, who topped the Warriors the night before with 14, came back with 15 for high scoring honors while Turner closed with 13. Fletcher's 12 led Maryknoll.

You couldn't have sliced the first half much closer. The score was deadlocked 11-11 at the end of the first quarter and 22-22 at the half.

Maryknoll led three times in the first half by five points but couldn't put any more room than that between themselves and Kamehameha.

THE SPARTANS, who usually get

Villa picked
State MVP

the game halfway in the bag in the first half, hit one of their coldest streaks this year, hitting on only 3 of 29 shots from the field in the first half.

Kalaeo won the rematch of the OIA title game participants, holding off Pearl City for third place honors.

THE MUSTANGS saw what had become a nine-point lead reduced to three (37-44) with 4:35 left. Robin Moss stepped in with a pair of free throws but the Chargers' Neville Brandt hit two straight field goals to reduce the Kalaeo edge to one point with 3:30 remaining.

Randy Adams gave the Mustangs the scoring boost they needed, though, with a pair of free throws and the Mustangs went on to outscore Pearl City 6-1 the rest of the way.

Moss and Brandt, the two big men, shared high scoring honors with 22 points while Adams managed 16 and Charger Ken Morrison had 13.

Paul Martin and Tim Harris paced Leleleha, which finally got its fast-break offense untracked in post-season play. Martin hit on 12 of 18 shots to finish with 29 points and 24 rebounds. Harris was even better—knocking in 10 of 13 from the field in a 21-point effort.

Maryknoll	11	11	6	11	39
Kamehameha	11	11	14	10	46

Maryknoll—Lam 0 0-0 0, Kalaukoa 4 1-1 9, Rene 3 3-6 9, Ostrowski 3 3-4 9, Fletcher 5 2-2 12, Goo 0 0-0 0. Totals—15 9-13 39.

Kamehameha—Villa 6 4-7 16, Gaison 3 2-2 8, Seto 4 0-1 8, Turner 4 4-4 12, Malama 1 0-0 2, Lorenzo 0 0-0 0, Hughes 0 0-0 0. Totals—18 10-14 46.

Total fouls—Maryknoll 14, Kamehameha 13. Fouled out—Kalaukoa A—6, 890.

Saipaiia goes on a one-man rampage

By MONTE ITO
Advertiser Sports Writer

Ia Saipaiia, a 6-foot-3 junior, put on a dazzling exhibition of long-range shooting to lead Punahou to its second straight State High School basketball championship last night at the H.I.C.

The Samoan forward scored 38 points on 15 field goals and eight of nine from the free throw line as Punahou toppled top-seeded Kailua, 77-70, last night before a crowd of 5,911—held down by live television of the game. It was the second straight year the Puns beat the Surfriders in the finals.

THE GAME was close most of the way, with Punahou taking a 35-34 halftime lead on Chris Glomb's 10-foot jumper from the baseline at the buzzer.

The second-seeded Puns never fell behind in the second half but the Surfriders hung on and trailed only by two, 56-54, at the three-quarter stop.

That Saipaiia scoring 10 of his 38

1:10 remaining on the quarter Mike Jones and Furtado scored to make it 46-40, going into the final period.

Baldwin tied it 48-48 with eight straight points with 4:40 remaining. Then it was nip and tuck with the score tied four more times before Scanlan's bucket.

Madrid with 14 points, Shimabuku with 10 and Lono Mahi, also with 10, also led Baldwin. Madrid had three thefts. Iolani outrebounded Baldwin 26-20 with Scanlan, Jones and Moore combining for 24 of those rebounds.

Kailua	16	18	20	16—70
Punahou	15	20	21	21—77

Kailua — Pearson 12 0-0 24, Maeda 2 0-0 4, Kalwi 6 4-6 16, Silva 8 9-2 16, Johnston 4 2-3 10, Chana 0 0-1 0, Wilson 0 0-0. Totals 32 6-12 70.

Punahou — J. Lum 1 0-0 2, Akina 8 5-6 21, Oberholzer 0 0-0 0, Saipaiia 15 8-9 38, Casey 1 0-1 2, Ohtani 0 0-0 0, Velasco 0 2-2 2, Huddleston 0 0-0 0, Glomb 1 0-0 2, K. Lum 0 0-0 0, Hansen 2 2-3 6, Uperesa 2 0-0 4. Totals 30 17-21 77.

Total fouls — Kailua 17, Punahou 15.
Fouled out — Silva, Oberholzer.

Hilo	20	11	18	9—58
Kalani	9	16	8	14—47

Hilo — Pacheco 9 4-8 24, Corbelli 3 0-1 6, Cameron 2 2-5 6, Kuntz 2 2-4, Carnarillo 4 1-2 9, Shimabuku 1 0-0 2, Payao 0 0-0 0, Suwa 0 2-2 2, Seagar 0 0-0 0, Sumada 1 1-2 3, Ramos 0 0-0 0, Costales 0 0-0 0, Rinner 0 0-0 0, Kobayashi 0 0-0 0, William 0 0-1 0. Totals 22 14-23 58.

Kailua	16	18	20	16—70
Punahou	15	20	21	21—77

Kailua — Pearson 12 0-0 24, Maeda 2 0-0 4, Kalwi 6 4-6 16, Silva 8 9-2 16, Johnston 4 2-3 10, Chana 0 0-1 0, Wilson 0 0-0. Totals 32 6-12 70.

Punahou — J. Lum 1 0-0 2, Akina 8 5-6 21, Oberholzer 0 0-0 0, Saipaiia 15 8-9 38, Casey 1 0-1 2, Ohtani 0 0-0 0, Velasco 0 2-2 2, Huddleston 0 0-0 0, Glomb 1 0-0 2, K. Lum 0 0-0 0, Hansen 2 2-3 6, Uperesa 2 0-0 4. Totals 30 17-21 77.

Total fouls — Kailua 17, Punahou 15.
Fouled out — Silva, Oberholzer.

Puns paste Kailua for State

*ILH kings
win easily;
61 fouls*

By MONTE ITO
Advertiser Sports Writer

Top-seeded and undefeated ILH champion Punahou ran over the Kailua Surriders, 73-56, last night before 7,481 fans to capture the 1974 Hawaii High School State Basketball Championship at the H.I.C. Arena.

Punahou, winning its second state title in four years, proved the best in the Islands by going through its league season and the tournament undefeated.


THERE WAS NEVER any question of Punahou's superiority after

**Kahuku cops
Class A title**

Page D-1

the ILH champions pulled to a 21-13 lead in the first quarter.

Jim Kaimikaua broke open a tight game in the first 24 minutes by scoring eight straight points for a 19-10 lead. He wound up with 19 points.



Kailua's Neal Nakashima (23) passes toward Dean Kimura (21) during last night's high school championship game at the H.I.C.

Kailua	13	12	16	21	—	56
Punahou	21	16	16	20	—	73

Kailua — Willie Pearson 11, Dean Kimura 4, Neal Nakashima 4, Jesse Wills 4, Fred Weaver 10, Alfred Kam 0, Alan Silva 8, Paul Iha 0, Chris Kaiwi 4, Nelson Maeda 2, Tom Danz 6, Richard Willing 1, Fred Pearson 2.

Punahou — Jim Kaimikaua 19, Duane Akina 7, Mosti Tatuou 12, Ia Saipaia 14, Keith Uperesa 6, Keith Kam 4, Kevin Velasco 2, John Corbelli 2, Karl Oberholzer 2, Neal Ane 0, Reid Casey 3, Mike Hansen 0, Jeff Lum 0, J. D. Dennis 1.

Fouled out — Saipaia, Uperesa, Wills, Weaver, F. Pearson.

Leilehua trims Hilo for State cage cro

By MONTE ITO
Advertiser Sports Writer

Leilehua High School's Mules won their first Hawaii High School State Basketball Championship last night by turning back the hard-pressing Hilo Vikings, 59-51, at the H.I.C. Arena before a near capacity crowd of 7,350.

Punahou defeated Rar-

ford, 59-51, for third place in the 17th annual tournament and Kaneohe beat Roosevelt, 59-47, for the consolation title as I.H.S. schools made a sweep over OIA champions in the preliminaries.

The Leilehua-Hilo finale brought the tournament to a hair-raising finish with Rick Wagner, a 5-8 senior, scoring 21 points and Mike Okamura pulling 10 rebounds to pace the Mules.

ALAN TANABE, a 5-10 senior, played a tremendous game for the Vikings as he duded Wagner on the floor. He wound up with 23 points on eight field goals and seven out of eight free throws.

The Vikings led 12-9 in the first quarter and the score was tied up five times in the

second quarter as the half ended 25-27.

The Mules trailed by four points with six minutes to play in the third quarter but a 15-foot set shot by Okamura and a 20-footer by Wagner tied it up at 35-35 with 5:06 remaining in the period.

THEN MIKE Comiskey hit a 10-footer from the side

to make it 37-35 and the Mules protected their lead to the end of the quarter leaving the floor with a 43-41 margin.

As the final quarter unfolded, Tanabe dribbled in for a layup and then made two free throws to put the Vikings in front, 46-43, with 7:35 left in the game.

Wagner, almost unstoppable, tied it up again at 6:25,

then Bob Ward made good two free throws at 5:30 to put Leilehua in the lead again, only to have Terry Huffman, a 6-5 senior who hauled down 13 rebounds, tie it up for Hilo with a rebounder at 47-47 with 4:56 showing on the clock.

WAGNER CAME through again with two free throws for a 49-47 advantage at

4:00 and lost the lead.

It was in the half that the Mules outplayed the Vikings.

Ward, 11 point boards Okamura

See LEI

LEILEHUA			HILO				
	fg	ft	tp		fg	ft	tp
Wagner	8	5	21	Moniz	2	2	6
Ward	3	5	11	Tanabe	8	7	23
Okamura	2	0	4	Apaka	2	5	9
Kaloi	2	2	6	Huffman	2	2	6
Caubet	2	0	4	Camarillo	0	0	0
Comiskey	3	0	6	Pacheco	0	0	0
Bonta	1	2	4	Flores	1	2	4
				Tomas	1	0	2
				Chaves	0	0	0
				Shimasaki	1	0	2
Totals	21	14	56	Totals	17	18	52
Leilehua	9	18	16	13-56			
Hilo	12	15	14	11-52			
Team fouls—Leilehua 19, Hilo 17.							

By MONTE ITO
Advertiser Sports Writer

Kailua High School's Surfriders defeated St. Louis, 65-44, last night to win the 16th annual Hawaii High School State Basketball Championship before a capacity crowd of 7,500 at the H.I.C. Arena.

Radford High copped third place by edging Punahou, 56-55, on a 35-foot desperation shot by Jeff Steig at the buzzer and Kahuku held off a late Hilo rally to take consolation honors, 46-45.

The Surfriders, who only last Monday lost to Radford in the OIA championship playoff, won going away in the second half.

PETE SMITH paced Kailua's championship victory with 25 points and 14 rebounds.

Held to seven points in the first half, the 6-3 senior erupted for four straight field goals in the final 2:25 of

and cut loose as the buzzer went off. The ball swished cleanly through the net to give the Rams third place in the tourney.

Steig was Radford's big man with 12 rebounds and 13 points. Gary Lorenzen also scored 13 points and pulled down eight off the boards. Bobby David followed with 11 points.

MOSI TATUPU, Punahou's talented sophomore, hit for 14 points, took 11 rebounds and had four steals. Little Mike Ciacci, Punahou's playmaker, added 12 points and brother Lane Ciacci picked up nine.

The game was tied up five times in the first quarter before Simms jumper from the key gave Radford a 14-13 lead at the buzzer.

Radford opened up an eight point lead at 23-22, with 1:30 to play, but layups by Lane Ciacci and Tatupu closed it to 29-25 at the half.

The first half saw both

teams remaining only to have Steig's 35-footer pull it out for the Rams.


Radford actually won the game on the foul line, making good 24 out of 33 to Punahou's 19 out of 25. The Rams hit only 28 per cent of their shots from the field, making 16 out of 57. Punahou hit 18 of 60 for 30 per cent.

Paul Nihipali stole a pass with 25 seconds remaining in the game and Kahuku ran out the clock to nip the Vikings, who scored 12 points in the last three and a half minutes of play after trailing 46-33.

KAHUKU JUMPED off to a quick lead on five free throws by Clifton Alapa and three field goals by Pisa Filinau and held a 13-11 margin at the first-quarter stop.

Kahuku outran Hilo in the second quarter to leave the floor with a 23-17 lead, in a game of turnovers.

The Red Raiders out-



ST. LOUIS			KAILUA				
	fg	ft	tp		fg	ft	tp
Noa	2	0	4	Smith	9	7	25
Alona	6	2	14	Schiessel	4	0	8
Soo	4	2	10	Naihe	4	4	12
Lum	0	3	3	Akamine	1	3	5
Pedro	2	5	9	Marin	2	0	4
Barrett	0	0	0	Casey	1	0	2
DeLovio	1	0	2	Ryan	1	1	3
Donnelly	0	0	0	Lauritzen	1	0	2
Lorenzo	1	0	2	Hussey	1	2	4
				Souza	0	0	0
				Kahlbaum	0	0	0
				Mills	0	0	0
Totals	16	12	44	Totals	24	17	65
St. Louis	11	11	8	14	44		
Kailua	12	15	15	23	65		
Team fouls: St. Louis 16, Kailua 16							

history repeats--Rams win State crown, 51-50

By MONTE ITO
Advertiser Sports Writer

History repeated itself twice last night as the Radford Rams came from behind for the second straight night to nip Kamehameha, 51-50, before 7,600 delirious fans to win the 15th annual Hawaii High School State basketball championship at the H. I. C. Arena.

Last night's game was a repeat of the 1969 final in Hilo which the Rams also won. And it was a repeat of Friday night's triumph over Punahou.

FOR THE second straight

The Warriors suddenly went cold from the floor and got only one field goal in 13 attempts, and that with 1:30 remaining in the third quarter by Lance Kahunui. Meanwhile, the Rams hit five of 13, with Jim Van Ness getting three crucial baskets. Van Ness' two field goals closed the gap to 33-29 with 3:15 remaining in the quarter.

With 2:10 on the clock, Van Ness closed it to two points, 35-33, with a corner shot.

Kahunui then came through with Kam's first field goal of the quarter to

his ankle and had to leave the game.

WILLIAM Villa got a free throw to make it 38-33 as the quarter ended.

Van Ness continued his heroics with a five-foot jump shot and Bill Barrett hit from the corner for his first field of the game to close the score to 38-37. But Abe Lota connected on a 20-footer, only to have Jeff Steig and Bobby David net consecutive baskets to put the Rams ahead, 41-40, for the first time at 5:20 of the last quarter.

The Warriors tied it up 41-

from the foul line and Mark Jessel hooked from the key to make it 44-41 with 4:15 on the clock.

Lota dribbled in for a lay up, but Van Ness hit a 20 footer to keep the Rams ahead by three points with three minutes to go.

BUT THE Warriors were not finished. A three point play by Jess tied it up again, 46-46.


Steig regained the lead for Radford with a lay up with 2:05 left in the game and David picked up a point on a one-and-one to make it 49-46. Lota scored at 1:25, only to

RADFORD			KAMEHAMEHA				
	fg	ft	tp		fg	ft	tp
Barrett	1	1	3	Villa	2	6	10
Van Ness	6	3	15	A. Lota	6	3	15
G. Lorenzen	2	0	4	Hile	2	1	5
J. Lorenzen	0	2	2	Huss	4	6	14
Jessel	3	0	6	Bell	1	0	2
Simms	1	0	2	Perkins	0	0	0
David	2	1	5	Alay	0	0	0
Kapuaala	0	0	0	Apo	0	0	0
Lewis	1	0	2	Kahunui	2	0	4
Steig	3	6	12				
Totals	19	14	51	Totals	17	16	50

SCORE BY QUARTERS

Radford	8	11	12	18-51
Kamehameha	15	18	5	12-50
Team fouls:	Radford 20	Kamehameha	20	

Puns win first State hoop title



By MONTE ITO
Hawaii Sports Writer

Punahou won the first State basketball championship in the school's long history last night as coach Bud Scott's team staved off frantic Farrington surges to defeat the Governors 56 to 44 at the Honolulu International Center Arena.

It was also sweet revenge for the Puns before a raucous, sell-out crowd of 7,500 for those same Governors had knocked them off 43-46 in the Interscholastic League in the Interscholastic League's title contest.

THE Hilo Vikings captured third place by defeating the Castle Knights 50 to 46. Consolation honors went to Kaimuku's Red Raiders with an 60-46 win over the St. Anthony Trojans of Maui.

The expert shooting of Jimmy Lota and Steve Shupe, plus tremendous rebounding by the latter who used his 6-6 height to advantage, were key factors in the Punahou win. And it was two free throws by Shupe when the Gavs pulled up to within three points with less than five minutes to play that stemmed the Kaimuku boys' rally.

Joert Marcel, high scorer for the game with 22 points, got the Gavs off to a fast start with two field goals and a free throw for a 3-0 lead.

lead and was in front by 36-17 at halftime. In the first two quarters the Puns grabbed 14 rebounds to four for the Gavs and it was Shupe who came off the boards with nine of them.

Farrington went into a full-court press as the second half opened and Punahou immediately retaliated with the same style of play. But the Gavs' press left the key open and the Puns drove in for three crucial layups, two by Lota and one by Nolan Ramirez.

THE PUNS led 41-33 going into the final came, despite 10 turnovers that the Gavs couldn't take advantage of.

But the Gavs wouldn't give up. With 4:32 remaining they closed the gap to just three points at 43-40 as Marcel, Cliff Laboy and Doug Palama came through from the floor.

Then Laboy fouled out of the game with 4:44 on the clock and Shupe came through on the crucial pair of charity tosses.

WITH 2:30 left, Marcel narrowed the gap to 47-43, but Arnold Morgado drove in for a layup. Marcel made good on a free throw for 49-44 and Punahou went into a stall with 2:00 to play.

Farrington then committed

No. 1 scorer, Elson Cabatu, who was stricken by athletic but this failed to halt the Viking surge.

Castle broke into an early lead of 4-2 on Richard Gavino's 36-foot jumper and held a 13-12 advantage as the period ended.

A layup by Billy Moore put Hilo ahead 14-13 early in the second quarter and the Vikings never fell behind after that. They were on top 29-23 at halftime.

EVEN THE loss of Robert Yamano on two personals in the third stanza didn't stop the Vikings and they were on top by 42-38 as the final eight minutes began.

Some fine free throw shooting — seven in a row — advanced the margin to 49-32. A key incident came when Elpidio Calip converted a two-point foul and added another marker on a technical.

Stanley Pacheco led the Hilo scoring with 14 points, followed by Moore with 13 and Calip with 11. For Castle, Richard Gavino had 13 and his brother, Phil, 10.

FARRINGTON			PUNAHOU		
Player	fg	ft	Player	fg	ft
Lal	3	1	Ramirez	3	4
Marciel	9	4	Bishop	1	0
Barrett	2	5	Akina	3	1
Laboy	1	0	Shupe	3	8
Palama	2	0	Lota	7	2
Polerzky	0	0	Morgado	3	1
Willis	0	0	Bailey	0	0
Totals	17	10	Totals	20	16

FARRINGTON

Player	fg	ft	pts
Lal	3	1	7
Marciel	9	4	22
Barrett	2	5	9
Laboy	1	0	2
Palama	2	0	4
Polerzky	0	0	0
Willis	0	0	0

Totals 17 10 44

PUNAHOU

Player	fg	ft	pts
Ramirez	3	4	10
Bishop	1	0	2
Akina	3	1	7
Shupe	3	8	14
Lota	7	2	16
Morgado	3	1	7
Bailey	0	0	0

Totals 20 16 56

SCORE BY QUARTERS

Punahou	11	15	18	12	56
Farrington	7	10	16	11	44
Team fouls: Punahou 13, Farrington 15.					

Radford Rams Kam, Captures Crow

By MONTE ITO
Advocate Sports Writer
HILO — The Radford Rams, exploding in the second half behind the eagle-eyed shooting of Mike Bennett, captured the State High School basketball championship by whipping the Kamehameha Warriors 66 to 51 last night at the Hilo Civic Auditorium.
 It was a tremendous win for the Rams who had been ruled by their No. 4 seeding in the tournament after they had taken the Oahu Inter-

scholastic Association title with a 35-0 record. It was also the first time an OHA team had annexed the State crown. And an overflow, two-way crowd of 3,200 watched it.
 Punahele, pre-tournament favorite, took third place by downing the No. 2-ranked Hilo Vikings 15 to 36 as the Radfashus received a fine performance from Jim Lams. The consolation prize went to St. Anthony of Maui with a 76-61 decision over St. Joseph's Cardinals of Hilo.

Coach Jim Alegre of the Rams came up with several strategic moves — and they paid off. On two occasions when his regulars had fallen below the Warriors, Alegre inserted his second stringers and they responded dramatically both times.
 Alegre had brought three other teams into the State tourney but they fell by the wayside. This aggression just wouldn't be denied lasting fame when all the marbles were on the table.
 Kam had won tournaments

here at Hilo in 1962 and 1965, as well as the 1963 championship at Honolulu. The boys coached by Dick Herberston gave it their best, continuing to fight gamely when the Rams were going post-crazy in the last quarter.
 The Warriors were hot at the outset, taking an 11-4 lead with 5:25 remaining in the first quarter. Alegre yanked the Radford regulars for a pep talk and the subs cut the edge to 12-7 before going back to the bench.
 The fired-up first stringers popped in five free throws to tie the score at 12-12 and the game resumed until Kam had an 18-16 advantage at the period ended.

A layup by Keli Watson put Kam ahead 25-20 with 3:50 left in the half and Alegre again called on the subs and they got an ovation when Bill Gettle's three-point play put Radford in front 28-25. During this stretch Kam missed six free throws.
 A free toss by Kelly Hess gave Kam a 31-30 margin at the intermission.
 Game the third quarter and Mr. Bennett. He hit a jumper almost immediately to make it 33-31 for Radford. Kam just couldn't stop him as he added a long jumper and a free throw. The Rams went to the line 36-34 and from then on they never looked back. It was 61-50

at the quarter finished and Carl Seebaldt's playmaking also had a lot to do with the Radford surge.
 Marvellous Mike sank three more field goals early in the final period as Radford soared to 57-42 with 4:34 on the clock.
 Kam lost Dexter Gomes on fouls but refused to give up. The Warriors narrowed the count to six points at 57-51 with 2:10 to go. That was their last chance as the Rams began assaulting the basket again.
 Kam was frozen at the free throw line, sinking only 12 out of 31 after converting 15 of 18 against Hilo in the semifinals. Meanwhile, Rad-

ford was pouring in 24 clearly chances.
 The Warriors had a 33-17 rebounding, but they gave up 25 turnovers to only 14 for the Rams.
 Bennett wound up with 18 points for game honors while Seebaldt and Terry Caldwell each had 12 and Doug Slater 11.
 Hess topped Kam with 16, followed by Steve Hookano 11 and Keli Watson 10.
 Lams, a 6-2 senior playing his final game for Punahele, was tremendous both in the shooting department and in rebounding. His field goal accuracy helped overcome an early Hilo lead. Jim finished with 20 points.

But he had 10 hours in the Vix Cabala who was accurate with a shot from the court poured in 24 minutes but brilliant.
 Fielders by C Mark Carvalho to a 40 point by Elias got a layup with 6:27 remaining in the first period. Caba three more jump quarter ended at built up an 18-11.
 Ukabala made it in the second a Punahele started Elias scored on a

See RAMES, C2

RADFORD				KAMEHAMEHA			
	fg	ft	tp		fg	ft	tp
Bennett	8	2	18	Lota	3	0	6
Seebaldt	3	6	12	Hookano	5	1	11
Sluter	1	3	10	Pagan	2	0	4
Caldwell	5	2	12	Watson	3	4	10
Curtis	0	3	3	Gomes	1	0	2
Heller	0	0	0	Alo	0	0	0
Padilla	1	1	3	Hess	5	6	16
Stockdale	0	0	0	Barros	0	2	2
Tupua	1	0	2	Baptiste	0	0	0
Gettle	1	1	3				
Rembert	1	1	3	Totals	19	13	51
Reyes	0	0	0				
Totals	21	24	66				

SCORE BY QUARTERS				
Radford	16	14	15	21—66
Kamehameha	18	13	8	12—51

Team fouls: Radford 20, Kamehameha 24.

St. Louis Captures State Cage Crown

By MONTE ITO
Advertiser Sports Editor

The St. Louis Crusaders, recovering quickly from an early spurt by a determined Punahou team, captured their third straight Hawaii State High School basketball championship by defeating the Buffaloes 66 to 36 last night at the Honolulu International Center Arena.

Kahuku's Red Raiders took third place with a 61-51 win over the Surriders of Kailua and the Hilo High Vikings

annexed the consolation title by defeating Kaula High 57-31.

The title game, played before a crowd of 5,564, was a great and fitting climax to the careers of 6-7 Jim Nicholson and 6-5 Howie Dunnham who have formed the nucleus of coach Walter Wong's St. Louis squad for three years.

The victory was the 38th in a row for St. Louis, covering the 1966-67 and 1967-68 campaigns. The Crusad-

ers last lost a game in December of 1966 when they were defeated on the Mainland by Bishop O'Dowd High School of Oakland.

They also were unbeaten in 1965-66 but had to forfeit three regular season games because of using an ineligible player.

Last night's game was closer than the score would indicate. The battling Buffaloes got off to a 10-5 lead in the first quarter as the Crusaders failed on six of

seven free throw attempts.

But the Punahou cause had overtones of disaster in those first eight minutes because Jim Kwitkowski picked up three fouls.

With Kwitkowski on the bench for the second period, St. Louis methodically moved into the lead at 19-12 on two southpaw hooks by Nicholson. There was 4:45 remaining in the half but few in the Arena gave the Bulls a chance to stage a comeback.

And the Crusaders fulfilled this belief as they scored a

Dave Schutte was the only Punahou player in double figures with 14.

Kahuku's domination of the boards was the key to the Red Raiders' success in their all-Oahu Intercollegiate Association battle for third place with the Kailua Surriders.

Junior Ah You, playing his final game for Harry Kahuna's Kahukuans, grabbed 21 of the 31 rebounds the Red Raiders chalked up. Junior Ah Quin

had 13 and Lonnie Peterson 12.

The ferid shooting of Lance Suzuki propelled the Red Raiders to a 23-21 first half advantage. Suzuki collected six of his total of nine field goals in the first two periods. He wound up with 18 points for the evening, being tied for high score honors by Gil Carneiro of Kailua.

The Red Raiders were in front 32-35 at the end of the third quarter, then Carneiro

led a Surrider rally that gave the losers a 15-9 margin in the final eight minutes.

Peterson aided Suzuki with 23 points. Ah You had 13 and Ah Quin 10.

Matthew Cordeiro aided the Kailua cause with 22.

The opening game for the consolation prize was all Hilo as the Vikings dominated the game from start to finish.

It was a surprisingly easy victory for the Vikings. They

shot a hot 55 per cent the floor in the first against a poor 25 per cent the Garden Island team.

Hilo had built up a lead by halftime, then p away to 49-27 in the quarter as Wayne Rabaar five field goals.

The Vikings also had edge in rebounding, 45-3 Rabaar was high at with 28 points and Tim Silva had 22.

Donald Ditch topped 7 with 14 and Derryl Perry led 12.

ST. LOUIS			PUNAHOU				
	g	f	t		g	f	t
Nicholson	7	3	17	J. Kwitkowski	2	1	5
Dunnham	5	3	13	J. Iams	2	5	9
Frank	5	5	15	Schutte	7	0	14
Mahi	3	0	6	Frias	1	1	3
Hookano	3	3	9	Bisho	1	1	3
				Kaaihue	1	0	2
Totals	23	14	60	P. Kwitkowski	0	0	0
				DeFries	0	0	0
				Shupe	0	0	0
				Williams	0	0	0
				Totals	14	8	36

SCORE BY QUARTERS				
St. Louis	5	20	14	21-60
Punahou	10	7	10	9-36
Team fouls: St. Louis 11, Punahou 21.				

Crusaders Down Hilo, 48-40

St. Louis Wins State Prep Cage Tit

By DAN McGUIRE
WAILUKU, Maui — The St. Louis High School Crusaders turned back a hard-pressing Hilo Vikings, 48-40, last night to capture their second straight Hawaii High School State basketball championship before 3,200 fans here at the War Memorial Center.

Kahuku, the Oahu interscholastic League champion, gained third place by tripping Punahou, 18-12, and St. Anthony of Maui capped the consolation title with a 50-52 win over Kaula High School. The Crusaders of Honolulu, favored by upwards of 18 points, found the speedy, ball-hawking Vikings worthy

opponents but the towering height of Jim Nicholson and Howie Dunnam and the tremendous play of little Frank Gonzales made the difference. GONZALES, 5-5, played sensational Sam Wilson, 5-4, on even terms and kept the classy Vikings from pulling off the slightest of hand tricks.

and was only three points behind, 30-27, going into the final period. A field goal by Dunnam, two free throws by Ray Lum and two layups by Nicholson pulled the Crusaders to a 33-30 lead in the final quarter and St. Louis held this edge to the end. Kahuku and Punahou

played a nip and tuck game until all-star Bill Pettit of the Pans fouled out with 4:30 remaining in the game. After that the Red Raiders pulled away to win by 14 points. The OIA champions led 24-23 at the half, overcoming a 20-point Punahou lead in the first quarter. With Mike Tucker hitting from all

sides, the Pans closed it to 51-52 in the third quarter. BUT WHEN Pettit went out on five possessions, Punahou lost its big man and the Red Raiders' Junior Al You, Dave Barney and Mike Skinner pulled Kahuku away. Barney wound up with 21 points. Taoli Mazaiei netted

15, Skinner 13, Al You 12 and Tom Hefferman 12 as all five Kahuku starters hit in double figures to rebound from their poor showing against Hilo Friday night. Tucker with 24 points was high for Punahou. Pettit scored 15 while Bob Bee and Ward Westlake each netted eight points.

THE MAUI champions used only 11 in turning back the Kahukohala, St. Anthony of Maui and the Maui Christian School. The Crusaders' nine point lead in period but Kawai came within five the Maui during St. Anthony pulled

HILO			ST. LOUIS				
G	F	T	G	F	T		
Cruze	4	2	10	Nicholson	8	3	19
DeSilva	4	0	8	Dunnam	6	2	14
Kagawa	2	5	9	Frank	2	5	9
Manalili	2	1	5	Lum	1	2	4
Wilson	4	0	8	Gonzales	1	0	2
				Hookano	0	0	0
Totals	16	8	40	Totals	18	12	48

SCORE BY QUARTERS	
Hilo	11 5 11 13—40
St. Louis	9 9 12 18—48
Team fouls: Hilo	13, St. Louis 16.

Crusaders Whip Warriors, 69-49

St. Louis Captures Prep Cage Crown

By DAN McGUIRE
The explosive Crusaders of St. Louis, fighting back over an early season bruising disaster, captured the first High School basketball championship by crushing Kamehameha, 69 to 49, last night before a crowd of 4,200

at the Henshiki International Center Arena. Coach Walter Wang's tall and talented players had already demolished Kam in the finals of the city's interscholastic League race. Overall, it was their fifth victory over the Warriors since December.

Forced to forfeit their first three seasonal victories because of an eligibility irregularity, the Crusaders won 10 straight games in governing all possible basketball. The huge St. Louis sophomores—64 Jim Nicholson and 65 Howie Dunnam—were at their best. Nicholson's

smoothie shots were especially effective in the first half and he finished with a total of 13 points. Dunnam jet set in the second half and was the game's leading scorer with 22 marks. But if there had to be a brilliant and steady lead in

the Crusaders lineup it belonged to Captain Henry Mahi who limo after limo came up with key interceptions, rebounds and shots. Finishing probably his best game in his prep finale, Mahi netted six field goals and seven out of nine free throws.

The Warriors, 44 total, gave every last ounce of effort but could not overcome their opponents' height advantage and also the excellent work of guards Ray Lum and Art Jeffers. The latter, filling in for the ailing Frankie Gonzales,

burned by his top performance. Overcoming Kam's full-court press, St. Louis took a 19-18 lead at the end of the first quarter, then staged one one of their hectic point outbursts in the second period. They outscored the Warriors, 20-18 and held sway at 30-23

at the intermission. Kam, especially Raymest Chun, held Nicholson scoreless in the third quarter, but Dunnam and Mahi were hitting with almost incredible consistency. From them it was just a matter of time. Continued on page C-4

ST. LOUIS			KAMEHAMEHA				
G	F	T	G	F	T		
H. Mahi	6	7	19	Zoller	3	1	7
Dunnam	9	5	23	Kahalekai	2	5	9
Nicholson	7	1	13	Winchester	1	0	2
Jeffers	2	2	6	Hess	8	0	16
Lum	0	4	4	Watson	2	0	4
Hookano	0	0	0	Lum Lee	0	0	0
Nagamine	0	0	0	Keliloo	3	0	6
D. Mahi	0	0	0	Chun	1	1	3
Toledo	0	0	0	Lorch	1	0	2
Pedro	0	2	2	Totals	21	7	49
Akana	0	0	0				
Totals	24	21	69				

SCORE BY QUARTERS	
St. Louis	19 20 16 14—49
Kamehameha	13 10 12 14—49
Team fouls: St. Louis	11, Kamehameha 19.

KAILUA LOSES, 55-49

Kam Wins State Cage Cro

By WAYNE HAYASHI
 HILO, Hawaii—Kamehameha, held in check for three quarters, finally broke through with a strong fourth period attack to trim upstominded Kailua High School, 55-49, to capture the ninth annual Hawaii High School Athletic Association Class A basketball championship last night at the Civic Auditorium.
 Henry Mahi tied the indi-

vidual scoring record in this year's tournament with 24 points in leading St. Louis to the consolation title with a 76-59 win over Maui High in the day's opening game.
 St. Joseph's nailed down third place with a thrilling 62-54 triumph over Hilo High School in the second game.
 For coach Jack Herbertson's Warriors, the State crown is their third in four years. Kam's other title-win-

ning years are 1962 and 1963. Kailua, which knocked off St. Louis and St. Joseph's on successive nights, had their sights on another stunner last night as they battled the taller Warriors on virtually even terms throughout the first three periods.
 John Sabas scored Kam's first seven points in the first period to erase a 4-3 Kailua lead. The Warriors

held a 9-8 advantage at the buzzer.
 The plucky Surfriders, however, tied the score 10-10 at 5:18 of the second period but two straight field goals by Ray Gurczynski gave Kam a 14-10 lead.
 The Warriors three times in the period held five-point margins but Kailua closed it at halftime to 22-20.
 It was touch and go in the third quarter as the score

was tied three times and changed hands six times.
 It was Allan Ono who sparked Kailua's 13-point third period with 10 points while Sabas, who wound up the game hitting on 80 percent of his shots from the field, tallied six to keep Kam in front.
 It was all Kamehameha in the fourth canto as the Warriors' height and the shooting of Hess, Jack Hodges

and Ray Gurc them to victor Kam establi gest spread with 1:30 rer Lester Kahale made the cour But coach gallant Surf fighting back to 53-47 on fo by Ono. Two charit Hodges with 2

KAMEHAMEHA			KAILUA				
	g	f	f		g	f	f
Gurczynski	5	2	12	Funk	2	0	4
Hodges	3	2	8	Lee	2	1	5
Hess	4	4	12	O'Sullivan	2	2	6
Sabas	8	1	17	Liu	5	6	30
Perry	1	0	2	Ono	4	9	37
Winchester	1	0	2	Low	2	3	7
Warrington	1	0	2				
Totals	23	9	55	Totals	17	15	49

SCORE BY QUARTERS				
Kamehameha	9	13	16	17—55
Kailua	8	12	13	16—49
Total fouls: Kamehameha 17, Kailua 12.				

PUNS LOSE IN OVERTIME, 63-55

Hilo Wins State Cage Title

By K. OISHI
 WAILUKU, Maui — Hilo High School outscored Punahou, 12-4, in overtime play to nail down the State High School basketball championship with a pressure-packed 63-55 victory last night before 3,500 fans at the War Memorial Center.
 It was the first champion-

ship for coach Al Manliguis' Big Island Interscholastic Federation titlists in the tourney under Hawaii High School Athletic Association sponsorship.
 THE TITLE GAME of the eighth annual tournament was preceded by two other contests.

Kamehameha clinched third place with a record-setting 92-58 win over St. Anthony and Kahuku downed Baldwin, 65-51, to clinch the consolation championship.
 But it was a fighting band of Vikings from the Big Island who stole the hearts of the fans with

their inspiring performances, especially in the semifinal upset over Kamehameha Friday night and in last night's title clincher.
 Alan DeSilva played the hero's role for Hilo when he scored four points on a field goal and a pair of free throws at 1:44 of the over-

time period to break a 51-51 tie.
 THE VIKINGS WENT on to tally eight more points for a total of 12 while Punahou managed singled field goals by Charles Wedemeyer and Leland Pestana.
 The two teams waged a nip and tuck first period

with the score tied three times, the last being 13-13 at the buzzer.
 Raphael Tomas' field goal and a free throw by Lerc Binyan put the Vikings front at the outset of the second period, 16-13 and the never trailed until Punahou knotted the score in the final 44 seconds of play. Hi-

PUNAHOU			HILO				
	g	f	f		g	f	f
Chow	7	3	17	Tomas	6	3	15
McLachlin	11	0	22	DeSilva	3	6	12
Wedemeyer	5	0	10	Manliguis	1	7	9
Wong	0	1	1	Cabatu	1	0	2
Pestana	1	1	3	Makaio	1	0	2
Groth	0	0	0	Binyan	10	3	23
Meheula	1	0	2				
Totals	25	5	55	Totals	22	19	63

SCORE BY QUARTERS					
Punahou	13	7	14	17	4—55
Hilo	13	13	17	8	12—63

PUNAHOU CRUSHED, 60-40

Warriors Retain Cage Title

Kamehameha School's tall Warriors won their second straight Hawaii State prep basketball championship last night by whipping Punahou, 60-40, with a second half surge before a crowd of 3,500 at University of Hawaii's Otto Klum gym.

It was the biggest margin of victory for the Warriors over the Buffanblus this year.

Hilo High's Vikings wrapped up third place with a 54-48 victory over Waipahu's Rural Oahu champions and Radford took the consolation title by edging Maui champion St. Anthony,

night.

A STRONG second half surge enabled the 1963 Honolulu prep champions to turn back the runnerup Buffanblus.

Punahou led 23-22 at the half but the taller Warriors outscored their arch rivals 38-17 in the last two quarters to triumph by a whopping 20 points.

John Torres sparked the Warriors with 16 points. Sam Harris made 12, Clay Cockett 11, Walter Ritte 10 and Rockne Freitas seven.

Clinton Albao led Puna-

talled nine, Norman Chow nine and Keith Crockett four.

THE BUFFANBLUS jumped off to an early lead in the opening minutes of play and held a 12-9 advantage after first quarter action, with Healy and Albao doing most of the scoring.

Healy and Albao continued to hit in the second quarter and pulled the Puns to a 21-14 lead with 3:15 remaining in the half.

Torres then scored three field goals for the Warriors, against a lone basket by Keith Crockett, to close the gap to within three points,

Harris followed with a 20-foot jump shot to cut the margin to 23-22 and the half ended without further scoring after Healy missed two free throws for Punahou on Torres' fourth personal foul.

A rejuvenated Warrior five returned to the court after the intermission and quickly tied up the score, at 25-all and 26-all. Then Ritte hit two jump shots and Freitas scored on a hook to pull the Warriors to a 31-25 lead. Kamehameha never was in trouble after that.

THE WARRIORS increased their lead to nine

eight, 42-34, as the third quarter ended. Kam outscored Punahou 20-11 in this period.

Kamehameha continued to wax hot and the Buffanblus began to feel the tension as they put on a full-court press against their taller opponents.

Capitalizing on free throws and on the backboard control by Freitas and Harris, the Warriors opened up a 14-point lead, 54-40, with 3:16 remaining in the game. They increased it to 18, at 58-40, then made it 60-40 on substitute Dick Leong's field

Punahou managed only six points against 18 for the Warriors in the last quarter.

IN THE BATTLE for third place, the Vikings of Hilo overtook the Waipahu Marauders midway in the last quarter and opened up a six-point bulge with 15 points to 13 for the Rural Oahu champions.

Raphael Tomas sparked the Vikings, who appeared to be the sentimental favorites of the fans. He scored 23 points on 11 field goals and one free throw. Calvin Maniguis added 12.

KAMEHAMEHA				PUNAHOU			
	g	f	t		g	f	t
Harris	4	4	12	Crockett	1	2	4
Cockett	5	1	11	Albao	5	6	16
Freitas	3	1	7	Chow	3	1	7
Ritte	8	2	18	Healy	3	3	9
Torres	4	2	10	Wedemeyer	1	0	2
Leong	1	0	2	Wise	0	0	0
				Paulus	1	0	2
Totals	25	10	60	Totals	14	12	40
Kam				9	13	20	18-60
Punahou				12	11	11	6-40

Kam Stuns Puns, 59-58, for State Title

By BILL KWON

HILO, March 11—A dramatic after-the-game free throw by Sam Harris gave Kamehameha a thrilling 59-58 victory over Punahou and won the State prep cage championship last night before a standing room only crowd of 4,500 fans at the Civic Auditorium.

Harris, a 6-3 junior forward, dropped in the first of

two free throws after the game was over to end Punahou's first over the Warriors in the game that counted the most. Harris was then carried off by jubilant teammates.

An elated Jack Herberston, Kam coach, said "after all this frustration we finally did it." Harris said afterwards that he kept saying to himself "I'm gonna make it,

I'm gonna make it."

The 11th hour loss snatched the long sought State championship from Punahou which was seeking a grand slam season after beating Kam three times this year, twice by one point.

Punahou, the Interscholastic League of Honolulu champions, has never won the title but was favored to do so last night.

Hilo took third place by beating Radford, 49-42. Waipahu beat Honolulu, 59-54, for the consolation crown.

Harris was fouled by Barry Klein at the buzzer while grabbing a rebound with the score tied at 58-all. Seconds earlier Clint Albao was called for a fatal technical foul when he bounced the ball away from the referee

after being called for carrying the ball.

Clay Cockett, a 6-4 junior, calmly put in the free shot to tie the score at 58-all with 42 seconds left in the game.

Kam threw the ball in and played for the last-second shot, but John Torres, a Warrior standout all night, missed a jump shot from the side. Harris grabbed the rebound and was fouled by

Klein at the buzzer to set up the dramatic finish.

Punahou who stalling along early in the fourth quarter, holding a 56-45 lead with 5:55 seconds left in the game.

Kam scored 32 straight points to take the lead with 1:06 to go, 57-56, when Deputy Boiser put in a free throw.

Phil Marsh dropped in

two foul shots for the Puns to make it 58-57 five seconds later. But Albao's technical gave Kam its reprieve that wrecked Punahou's dreams.

Both teams struggled in the finals but put on their best performance to thrill the overflow crowd — the largest in the three-night tourney sponsored by the Hawaii High School Athletic Association.

With Torres, who won up with 23 points for 1 night, scoring eight of 1 team's first 19 points, Kam took an early lead in 1 first quarter but Albao 5 in a 20-footer from the rig side to give Punahou its fir lead in the game at 13- with 2:57 left in the opening period.

The Puns scored nine in row to take a 13-12 lead 2 Kam closed it to 20-16.

The Warriors called av

PUNAHOU (58)				
	FG	FT	PF	Pts.
Macfarlane	3	6	7	4 12
Dwyer	3	5	7	1 11
Klein	6	3	5	5 15
Albao	5	2	2	4 12
Marsh	1	2	3	2 4
Muller	1	0	0	1 2
Paulus	0	2	2	1 2
TOTALS	19	20-26	18	58
KAMEHAMEHA (59)				
	FG	FT	PF	Pts.
Freitas	4	0	2	4 8
Manu	3	2	3	3 8
Torres	9	5	6	3 23
Harris	3	3	5	4 9
Boiser	1	1	2	4 3
Cockett	2	3	3	1 7
Ritte	0	1	2	0 1
TOTALS	22	15-23	19	59
Score by Quarters				
PUNAHOU	20	14	17	7—58
KAM	16	17	8	18—59

St. Louis Takes It, 54

Rally Overcomes 12-Point Deficit

By BILL KWON
 St. Louis climaxed a grand slam basketball season by turning back Punahou, 54-44, in the finals of the State Tournament last night at the University's Klum gym.

And ironically, the Pans were the victims each time. They lost out to Coach Walter Wong's club in the finals of the pre-season Punahou and Kamehameha Invitational Tournaments, in the Interscholastic League of Honolulu race and now the State finals.

The crowd of 3,500 saw the Crusaders avenge their only defeat of the season in 28 games, the loss coming in the final game of the round robin last week.

Last night's victory was the fourth in five meetings between the two spirited rivals this season.

The Crusaders played like the champions they are by



ST. LOUIS				
	FG	FT	PF	Pts.
F. Dung	5	2-2	1	12
Nakea	4	3-6	2	11
Chai	2	0-2	5	4
Agor	6	3-6	1	15
Wong	1	2-6	2	4
Taafausau	3	2-6	4	8
Totals	21	12-28	15	54

PUNAHOU				
	FG	FT	PF	Pts.
L. Muller	3	4-5	3	10
Marsh	5	3-5	5	13
Macfarlane	2	1-4	3	5
Mendes	3	3-5	3	9
Albao	1	0-0	4	2
M. Muller	2	1-2	0	5
Clifford	0	0-1	0	0
Totals	16	12-22	18	44

Score by Quarters:

ST. LOUIS	6	15	15	18	54
PUNAHOU	13	8	6	7	44

arts
 BRIEFS PUZZLES

Govs Defeat Saints, Retain Prep Cage Title



By BILL KWON
 HONO, Hawaii, March 3—Walt Gouveia closed a brilliant career at Farrington by leading the Governors to a 44-32 victory over St. Louis in the State basketball championship here tonight.

Gouveia, team captain and lone senior on the starting five, scored 22 points, including eight in a row in the second quarter, giving the Govs their second straight title.

That it was all Gouveia and Farrington's rugged defense in the second half.

Gouveia and reserve Clarence Oton are the only seniors on the Governor team, which ended its season with a 5-1 overall record.

Gouveia was high scorer for the champions with 20 points in three games.

Coach Bob Stehlers said "I'm sure that Gouveia next season. He's one of the best tournament players I've ever seen."

"I also want to thank the Farrington student body and others for their fine support during the season," he said.

Injured Laupahoehoe, three starters out with injuries, rallied for 13 straight points in the last six minutes of the game to edge Baldwin.

Lap saw Gol Malani, who scored all but four of the Gov points in the last half.

Both teams started off slowly in the first half.

FARRINGTON				
	FG	FT	PF	Pts.
Gouveia	7	8-10	1	22
Martin	2	5-7	0	9
Gier	4	0-1	2	8
Abreu	0	1-1	2	1
Salvador	2	0-0	2	4
TOTALS	15	14-19	7	44

ST. LOUIS				
	FG	FT	PF	Pts.
Kauhane	1	1-2	3	3
Kawelhae	4	1-1	3	9
Chai	3	2-2	1	8
Kaahu	0	0-0	2	0
Turquoise	2	1-1	5	8
Carvalho	3	1-1	0	7
TOTALS	13	6-7	14	32

Score by Quarters

FARRINGTON	11	8	13	12	44
ST. LOUIS	4	17	5	6	32

Farrington Tops Kam For Territorial Title

Farrington High School last night won the 1959 Territorial basketball championship of the Hawaii High School Athletic Association.

The Governors whipped the Kamehameha Warriors, 48-37, at University of Hawaii's Otto Klum gymnasium before an overflow crowd of 5,000 fans.

Farrington and Kamehameha were co-champions in the Honolulu Interscholastic League campaign.

NORMAN DEPONTE with

19 points led the Governors. Walter Gouveia followed with 12.

Big Wayne Foster was Kam's best shot with 17 markers.

The game was tied up four times in the first quarter but Deponte put Farrington in front, 15-13, early in the second period and the Governors steadily pulled away. They led 25-21 at the half.

In the battle for third place, the Hilo Vikings beat St. Anthony's Trojans of Maui, 58-39.

The Trojans led, 14-13, in the first quarter but Gilbert Tomas put Hilo ahead, 15-14, early in the second period and the Vikings never relinquished the lead for the remainder of the fray.

Hilo held a 32-24 halftime advantage.

Larry Manliguis scored 19 points, Gilbert Tomas 16 and Arnold Hoolulu nine to pace the Vikings.

High for the Trojans were Joseph Ah Sau with 11 markers and Wendell Osorno with eight.

FARRINGTON				KAMEHAMEHA			
	Fg	ft	pts.		Fg	ft	pts.
Deponte	6	7	19	Kahale	3	2	8
Kurisu	3	2	8	Gonzales	0	1	1
Gouveia	3	6	12	Foster	6	5	17
Reynolds	1	0	2	Apo	2	2	6
Martin	0	0	0	Leong	0	0	0
Fragiao	3	1	7	Dye	0	4	4
Wong	0	0	0	Joy	0	0	0
				Kaanehe	0	0	0
				Botelho	0	1	1
Totals	16	16	48	Totals	11	15	37

SCORE BY QUARTERS

Farrington	9	16	9	14	48
Kamehameha	8	13	8	8	37

Total fouls: Farrington 17, Kamehameha 16.

OFFICIALS
 Referees: James Alons and David Mahukona. Scorer: Denny Sakauye. Timer: Gene Apollona.

St. Joseph's Wins First Cage Crown

By BOB COLE
 Honolulu's high school basketball standard bearers, Punahou and St. Louis, were home from the Territorial wars today, ready to hang up their duds and hope for a better 1959.

Sadder, but little wiser, the Crusaders and the Buffs could only help but wonder:

1—How the Saints would have fared had the sponsoring Hawaii High School Athletic Association flown in two approved West Coast collegiate officials, and

2—How the Buffs would have finished had regulars Bob Muller and Lindsey Kinney been physically able to play.

Walter Wong's St. Louis quint lost its Territorial championship to St. Joseph's of Hilo, 53-50, in a heart-breaking (for the Saints) overtime fracas in the show-down tilt Saturday night.

More than 4,500 fans packed the Civic Auditorium for that game, Hilo High's 57-58 romp over Punahou for third place, and Lahainaluna's 48-41 win over Kahuku for the consolation crown.

TWO-MAN SHOW

It was a two-man show for St. Joe's as it outgunned smaller St. Louis at the foul

line, winning its first Territorial title.

Big Ed Bento, a graceful 6-5, and speedy Eugene Capellas had 24 and 22 points respectively and between them scored St. Joe's final 14 points.

St. Louis started with a rush, leading 8-0 before Capellas counted, then had to scramble for a 29-28 half-time lead.

Capellas, more than Bento, hurt the Saints, for while James Aiwohi contained the fine Card postman under the basket, Capellas hit consistently from outside.

For a brief moment in the third period when St. Joe's took a 38-36 lead (Capellas hit four quick points) the Saints seemed to falter. Aiwohi committed his fifth foul with 2:47 left to darken the picture.

But Ray Scanlan, little-used all year, so successfully blanketed the taller Bento that the Card ace went scoreless for three minutes — a rare oddity.

Scanlan, who might have proved the difference, was summarily ejected from the game early in the final quarter when an official charged he deliberately tripped a Cardinal.

Immediately with the

challenge for a 53-49 lead, reduced only by Francis Kaubane's free throw at :28, Hilo, handicapped badly by the lack of a single six-footer, showed one of the sharpest shooting quints in the event.

The Vikings waged a real thriller with Punahou for three periods before Roy Tanimura, Danny Ayala and Gil Tomas combined to earn a 36-32 third period lead.

HILO RAN WILD

That cooked the Puns. Hilo ran wild in the fourth quarter.

The Viks hit 12 in a row before the Buffs scored, to make it 50-38. Larry Manliguis sparked as the Viks turned it into a rout.

Dave Javier and Reynold Corpus, with 15 and 13 points, topped Lahainaluna as it thumped Kahuku for the consolation title.

Alfredo Prado and Ron Akiyama forged a brief second quarter rally that gave the Red Raiders a 24-24 tie at the half, but a 10-4 Luna margin in the third did it.

Hilo Fans Sharply Divided

Hilo high school rooters are more sharply divided between Hilo High and St. Joseph's than Honolulu fans are over their favorites . . .

When St. Louis's Ray Scanlan, doing an excellent job guarding big Ed Bento, was ejected from the championship game, Hilo High fans showered the court with missiles and booed so loud and long the game was held up more than three minutes . . .

Vociferous cheering by Hilo High students gave Punahou its loudest rooting section of the season, including its home games . . .

Molokai's Henry Naki, little-remembered by fans at the tourney, was one of the best there . . .

They can't compliment Ralph Kiyosaki enough on the superb manner in which the tournament was unreeled . . . The press facilities, not always the greatest, were the best at the Civic . . .

Oahu was shut out in the final tripleheader, Kahuku, Punahou and St. Louis Inc.



CHAMPIONSHIP					
ST. LOUIS	Fg	Ft	Pf	Tp	
Nanole, g	5	5-6	5	15	
Alwohi, c	3	2-4	5	8	
DuPont, f	4	1-1	3	9	
Kawaihae, f	0	1-1	1	1	
Ah Yat, g	1	2-3	1	4	
Scanlan, c	1	0-3	1	2	
Kaanol, f	3	4-7	1	10	
Shibuya, f	0	0-0	2	0	
Kaubane, g	0	1-2	0	1	
Totals	17	16-27	19	50	

CHAMPIONSHIP					
ST. LOUIS	Fg	Ft	Pf	Tp	
Nanole, g	5	5-6	5	15	
Alwohi, c	3	2-4	5	8	
DuPont, f	4	1-1	3	9	
Kawaihae, f	0	1-1	1	1	
Ah Yat, g	1	2-3	1	4	
Scanlan, c	1	0-3	1	2	
Kaanol, f	3	4-7	1	10	
Shibuya, f	0	0-0	2	0	
Kaubane, g	0	1-2	0	1	
Totals	17	16-27	19	50	

*—Technical against Scanlan.

CHAMPIONSHIP					
ST. JOSEPH'S	Fg	Ft	Pf	Tp	
Capellas, f	6	10-12	3	22	
Hao, f	0	0-0	3	0	
Bento, c	9	6-10	4	24	
Veincent, g	2	0-0	1	4	
Souza, g	0	3-9	3	3	
Martin, g	0	0-0	3	0	
Totals	17	19-31	19	53	

Score by quarters:*					
St. Louis	13	16	14	6-49	1-50
St. Joe's	14	14	10	11-49	4-53

St. Louis Whips Hilo High, 65-55

Crusaders Capture Cage Title

By KENNY HAINA

St. Louis High school's basketball team last night annexed the Territorial High School tournament championship by scoring a 65 to 55 victory over the Hilo High Vikings before a crowd of 3,500 at the Civic Auditorium.

Coach Walter Wong's Crusaders thus closed their 1957 basketball season with 23 straight victories.

In the first game of the finale of the first territorial tournament sponsored by the Hawaii High School Athletic Association, Kapaa of Kauai downed Lanai, 48 to 40, to capture third place.

Richard Apao turned in a



Prince Khaled Declared From Race

Sir William Cops S. A. Derby

ARCADIA, Calif., March 3 (UP)—Stretch-running Sir William, a state of Washington bred colt with a tremendous kick at the finish, raced to a neck victory today in the \$143,000 Santa Anita Derby.

Far out of the contention for nearly a mile of the mile and a furlong race, Sir William nailed Swirling Abbey in the final few

hundred yards and after the pair raced head and head for several strides he finally lunged to his close victory.

Round Table, who was flown here from Florida and made a supplementary entry in the race, was third after having raced with the early pace set by Buford most of the way.

Sir William's time over a slow track was 1:54-1/5.

The heavily-favored Prince Khaled had been declared from the race shortly after noon when it was disclosed he had rapped himself in training, the injury failed to respond to treatment. That left the Derby a wide open race.

But the game Washington bred proved all he needed was a little more distance after having finished second two weeks ago at the San Felipe Stakes at a mile and a sixteenth.

Sent off at odds of 8 to 1, the crowd of 56,000, largest in the meeting, Sir William turned \$14,550, \$7,700 and \$3,900 across the board. Swirling Abbey returned \$11.70 and \$3.90. Round Table, as part of a \$50,000 horse entry, paid \$2.20 to show.

Arcaro Rides Winner

Bold Ruler Triumphs In Flamingo Stakes

MIAMI, March 2 (UP)—Bold

HILO				ST. LOUIS			
	fg	ft	pts.		fg	ft	pts.
Tanimura f	4	0	8	Lum. f	5	2	12
Kalual f	2	0	4	Piunkett, f	4	2	10
Kaheiki c	3	11	17	Apao, c	9	2	20
Miz'g'chi g	1	0	2	Naniole, g	3	3	9
Ichinose g	4	12	20	Lujero, g	5	2	10
B'rt'l'me f	1	2	4	Mahiko, g	0	0	0
Nobriga g	0	0	0	Pahg. f	1	0	2
Total	15	25	55	TOTAL	27	11	65

SCORE BY QUARTERS				
St. Louis	20	18	12	15—65
Hilo	15	16	16	8—55

Personal fouls: St. Louis (19)—Lum 2, Piunkett 5, Apao 4, Naniole 5, Lujero 2, Mahiko 1. Hilo (13)—Tanimura 2, Kalual 2, Kaheiki 5, Mizuguchi 1, Ichinose 3.

OFFICIALS
 Referees: Lee and Kaushikaua.
 Scorer: Sakauye. Timer: Knott.

CHAMPIONSHIP FINAL



VS.



Year	Champion	Score	Runner-up	OIA	ILH
1965	Kamehameha	55-49	Kailua		1
1969	Radford	66-51	Kamehameha	1	
1970	Punahou	56-44	Farrington		1
1971	Radford	51-50	Kamehameha	1	
1972	Kailua	65-55	Saint Louis	1	
1974	Punahou	73-56	Kailua		1
1975	Punahou	77-70	Kailua		1
1977	Radford	48-46	Punahou	1	
1979	Punahou	60-28	Moanalua		1
1982	Kailua	47-42	Maryknoll	1	
1983	Iolani	62-47	Leilehua		1
1989	Radford	43-42	Kamehameha	1	
1995	Kalaheo	49-42	Saint Louis	1	
1997	Moanalua	58-57	Iolani	1	
1998	Iolani	62-59 (2OT)	Kalaheo		1
1999	Punahou	51-47 (OT)	Kalaheo		1
2001	Kalaheo	68-60	Iolani	1	
2002	Iolani	58-57	Kalaheo		1
2004	Iolani	64-54	Kalaheo		1
2005	Iolani	62-51	Kahuku		1
2006	Iolani	54-41	Kaimuki		1
2007	Kaimuki	61-53	Punahou	1	
2009	KS-Kapalama	47-45	Kahuku		1
2012	Punahou	59-52	Kahuku		1
2013	Kalaheo	60-54 (OT)	Maryknoll	1	
2014	Iolani	43-40	Farrington		1
2015	Kalaheo	53-45	Iolani	1	
2017	Kahuku	70-55	Punahou	1	
2018	Punahou	64-37	Kahuku		1
				13	16

CHAMPIONSHIP FINAL

#1 vs. #2

* In 1957 and 1958 there were co-#1 seeds

Year	#1 Seed	W/L	Score	#2 Seed	W/L
1957*	Saint Louis		65-55	Hilo	
1958*	St. Joseph's		53-50 (OT)	Saint Louis	
1959	Kamehameha	L	37-48	Farrington	W
1960	Farrington	W	44-32	Saint Louis	L
1961	Saint Louis	W	54-44	Punahou	L
1962	Punahou	L	58-59	Kamehameha	W
1963	Kamehameha	W	60-40	Punahou	L
1966	Saint Louis	W	69-49	Kamehameha	L
1967	Saint Louis	W	48-40	Hilo	L
1968	Saint Louis	W	60-36	Punahou	L
1970	Farrington	L	44-56	Punahou	W
1971	Kamehameha	L	50-51	Radford	W
1975	Kailua	L	70-77	Punahou	W
1977	Radford	W	48-46	Punahou	L
1982	Kailua	W	47-42	Maryknoll	L
1991	Kalaheo	L	44-59	Hilo	W
1995	Kalaheo	W	49-42	Saint Louis	L
1998	Iolani	W	62-59 (2OT)	Kalaheo	L
1999	Kalaheo	L	47-51 (OT)	Punahou	W
2000	Hilo	W	68-55	Saint Louis	L
2001	Kalaheo	W	68-60	Iolani	L
2002	Iolani	W	58-57	Kalaheo	L
2004	Iolani	W	64-54	Kalaheo	L
2005	Iolani	W	62-51	Kahuku	L
2007	Punahou	L	53-61	Kaimuki	W
2009	KS-Kapalama	W	47-45	Kahuku	L
2012	Punahou	W	59-52	Kahuku	L
2013	Maryknoll	L	54-60 (OT)	Kalaheo	W
2014	Iolani	W	43-40	Farrington	L
2017	Kahuku	W	70-55	Punahou	L

28 meetings: #1 seed record: 19-9

#2 seed: 9-19