




Kahale Huddleston, Hilo



Hawaii High School Athletic Association 2018 Division I Football Record Book



Hawaii High School Athletic Association Football Record Book

Division I (1999-present), Division II (1999-present), Division I-Open (2016-present)



Quarterback Kaleo Apao ran for one touchdown and threw for another as Hilo become the first neighbor island school to win a Division I title. (Parish Kaleiwahea photo)

ACKNOWLEDGEMENTS:

Researched and compiled by Thomas Yoshida

Additional information provided by: Stacy Kaneshiro, Natalie Iwamoto, Jerry Company.

Cover photo: Andrew Lee and Parish Kaleiwahea

Mahalo to the Hawaii High School Athletic Association:

Chris Chun, Executive Director, Russell Aoki, Natalie Iwamoto

HHSAA FOOTBALL YEAR-BY-YEAR CHAMPIONS

SINGLE DIVISION

Year	Champion	League	Head Coach	Score	Runner-up	Semifinalists
1999	Saint Louis	ILH	Cal Lee	19-0	Kahuku	Baldwin, Waimea
2000	Kahuku	OIA	Siuaki Livai	26-20	Saint Louis	Kaimuki, Waianae
2001	Kahuku	OIA	Siuaki, Livai	21-14	Saint Louis	Kailua, Waimea
2002	Saint Louis	ILH	Delbert Tengan	34-15	Castle	McKinley, Waimea

DIVISION I

Year	Champion	League	Head Coach	Score	Runner-up	Semifinalists
2003	Kahuku	OIA	Siuaki Livai	27-26	Saint Louis	Baldwin, Farrington
2004	Kamehameha	ILH	Kanani Souza	28-7	Leilehua	Kahuku, Lahainaluna
2005	Kahuku	OIA	Siuaki Livai	28-21	Punahou	Baldwin, Waianae
2006	Kahuku	OIA	Reggie Torres	7-6	Saint Louis	Baldwin, Waianae
2007	Leilehua	OIA	Nolan Tokuda	20-16	Saint Louis	Baldwin, Waianae
2008	Punahou	ILH	Kale Ane	38-7	Leilehua	Farrington, Kahuku
2009	Kamehameha	ILH	David Stant	34-21	Kahuku	Farrington, Leilehua
2010	Saint Louis	ILH	Darnell Arceneaux	36-13	Waianae	Leilehua, Mililani
2011	Kahuku	OIA	Reggie Torres	30-24	Punahou	Baldwin, Leilehua
2012	Kahuku	OIA	Reggie Torres	42-20	Punahou	Farrington, Mililani
2013	Punahou	ILH	Kale Ane	28-22	Mililani	Farrington, Campbell
2014	Mililani	OIA	Rod York	53-45	Punahou	Kahuku, Farrington
2015	Kahuku	OIA	Vavae Tata	39-14	Saint Louis	Waianae, Mililani
2016	Mililani	OIA	Rod York	31-20	Iolani	Leilehua, Campbell
2017	Hilo	BIIF	Kaao Drummondo	35-19	Damien	Kauai, Maui

HHSAA State Football Championships Division 1 Team and Individual Records

Quarterfinal Game Records

Points

Overall: 62 Mililani vs. Hilo, 11/06/2015

1st Half: 41 St. Louis vs. Aiea, 11/16/2001; Mililani vs. Hilo, 11/06/2015

2nd Half: 36 Farrington vs. Honokaa, 11/20/2009

1st Quarter: 29 Kahuku vs. Waimea, 11/17/2000

2nd Quarter: 29 Kahuku vs. Lahainaluna, 11/16/2001

3rd Quarter: 27 Kahuku vs. Kauai, 11/21/2003; Saint Louis vs. Mililani, 11/21/2003

4th Quarter: 29 Farrington vs. Honokaa, 11/20/2009

Most (2 teams): 80 Mililani (62) vs. Hilo (18), 11/06/2015

Fewest (2 teams): 20 Kaimuki (20), Hilo (0), 11/17/2000

Most (winning team): 62 Mililani vs. Hilo, 11/06/2015

Most (losing team): 34 Mililani vs. Lahainaluna 11/18/2004

Fewest (winning team): 20 Waimea vs. Kailua (18), 11/19/1999; Kaimuki vs. Hilo (0), 11/17/2000; Kahuku vs. Hilo (18), 11/07/2014

Fewest (losing team): 0 [by 5 teams; Castle (2000), Hilo (2000) Hawaii Prep (2002), Hilo (2003), Waiakea (2016)

Largest Margin: 48 St. Louis (48) vs. Castle (0), 11/17/2000; Campbell (48) vs. Waiakea (0), 11/14/2016

Smallest Margin: 1 Leilehua (26) vs. Hilo (25), 11/04/2016

First Downs

Most: 30 St. Louis vs. Waianae, 11/19/1999

Fewest: 5 Aiea vs. St. Louis, 11/16/2001

Most (2 teams): 46 St. Louis (30) vs. Waianae (16), 11/19/1999

Fewest (2 teams): 18 Kaimuki (12), Hilo (6), 11/17/2000

Rushing Attempts

Most: 64 Waianae vs. Kealakehe, 11/17/2007

Fewest: 10 Kealakehe vs. Waianae, 11/17/2007

Rushing Yards

Most: 450 Waianae vs. Kealakehe, 11/17/2007

Fewest: (-20) Hilo vs. Kaimuki, 11/17/2000

Rushing TDs

Most: 6 Kailua vs. Waiakea, 11/16/2001

Passes Attempted:

Most: 39 Castle vs. Waimea, 11/16/01

Fewest: 5 Waimea vs. Castle, 11/16/01

Passes Completed

Most: 24 St. Louis vs. Waianae, 11/19/99

Fewest: 1 Lahainaluna vs. Kahuku, 11/16/01

Passes Intercepted

Most: 5 Castle vs. St. Louis, 11/17/00

Fewest: 0 on ten occasions

Passing Yards

Most: 361 Kahuku vs. Lahainaluna, 11/16/01

Fewest: 23 Waimea vs. Castle, 11/16/01

Touchdown Passes

Most: 8 St. Louis vs. Waianae, 11/19/99

Fewest: 0 on six occasions

Total Offensive Plays

Most: 67 St. Louis vs. Waianae, 11/19/99 (33 rush, 34 pass)

Fewest: 38 Hilo vs. Kaimuki, 11/17/00 (22 rush, 16 pass)

Total Offensive Yards

Most: 595 Kahuku vs. Lahainaluna, 11/16/01 (234 rush, 361 pass)

Fewest: 70 Kaimuki vs. Hilo, 11/17/00 (minus 20 rush, 90 pass)

Fumbles

Most: 10 Castle vs. St. Louis, 11/17/00

Fewest: 0 Waimea vs. Castle, 11/16/01

Fumbles-Lost

Most: 4 on three occasions

Fewest: 0 Waimea vs. Castle, 11/16/01

Turnovers

Most: 8 Kailua vs. Waimea, 11/19/99

(4 fumbles, 4 interceptions)

Fewest: 1 on four occasions

Penalties

Most: 13 Kahuku vs. Konawaena, 11/19/99 (137 yards); Konawaena vs. Kahuku, 11/19/99 (70 yards)

Most (2 teams): 26 Kahuku (13) vs. Konawaena (13), 11/19/99

Fewest: 2 Lahainaluna vs. Kahuku, 11/16/01

Fewest (2 teams): 10 Lahainaluna (2) vs. Kahuku (8), 11/16/01

Penalty Yardage

Most: 137 Kahuku vs. Konawaena, 11/19/99 (13 penalties)

Most (2 teams): 207 Kahuku (137) vs. Konawaena (70), 11/19/99

Fewest: 17 Lahainaluna vs. Kahuku, 11/16/01

Fewest (2 teams): 71 Waimea (45) vs. Kahuku (26), 11/17/00

QUARTERINAL INDIVIDUAL RECORDS

Most Rushes

30 Chelsey Barba, Waimea vs. Castle, 11/16/2001 (152 yards)
28 Jinho Tohara, Kealakehe vs. Leilehua, 11/19/2004 (115 yards)
28 KJ Pascua, Iolani vs. Moanalua, 11/4/2016 (132 yards)

Most Yards Rushing

239 Harry Tuimaseve, Farrington vs. Honokaa, 11/21/2009 (27 attempts)
216 Kahale Huddleston, Hilo vs. Leilehua, 11/4/2016 (16 attempts)

Best Avg. per Carry

(min. 5 att.) 19.9 Nathan Leaver, Kailua vs. Waiakea, 11/19/2001 (9-179)
(min. 10 att.) 12.8 Timmy Chang-Wo (Waimea) vs. Castle, 11/16/01 (13-167 yards)
(min. 20 att.) 8.9 Harry Tuimaseve, Farrington vs. Honokaa, 11/21/2009 (27-239)

Most Touchdowns Rushing

4 Tyler Taumua, Farrington vs. Baldwin, 11/11/2011 (27-157)
3 (by 11 different players)

Longest TD run

86 Nathan Leaver, Kailua vs. Waiakea, 11/16/01

Longest Non-scoring run

66 Timmy Chang-Wo (Waimea) vs. Castle, 11/16/01

Most Passes Attempted

51 Kenan Sadanaga, Leilehua vs. Baldwin, 11/12/2010
50 Ikaika Wilhelm-Ioane, Baldwin vs. Leilehua, 11/21/2008

Most Passes Completed

32 Kenan Sadanaga, Leilehua vs. Baldwin, 11/12/2010
27 Isaac Hurd, Campbell vs. Hilo, 11/08/2013

Most Passes Intercepted

6 Ransen Kepa, Kailua vs. Waimea, 11/22/2002
4 Taleki Mailau, Kailua vs. Waimea, 11/19/1999
4 Joel Botelho, Castle vs. St. Louis, 11/17/2000
4 Inoke Funaki, Kahuku vs. Waimea, 11/17/2000

Most Yards Passing

474 Kenan Sadanaga, Leilehua vs. Baldwin, 11/12/2010
397 Dillon Gabriel, Mililani vs. Baldwin, 11/04/2016

Most Touchdowns Passing

8 Timmy Chang, Saint Louis vs. Waianae, 11/19/99
5 Inoke Funaki, Kahuku vs. Lahainaluna, 11/16/2001
5 Andrew Manley, Leilehua vs. Baldwin, 11/21/2009
5 Kenan Sadanaga, Leilehua vs. Baldwin, 11/12/2010

Best Completion Percentage

(Min. 10 att.) .818 Montana Liana, Farrington vs. Maui, 11/07/2014 (9-11)

(Min. 30 att.) .750 Isaac Hurd, Campbell vs. Hilo, 11/08/2013 (27-36)

(Min. 30 att.) .750 Andrew Manley, Leilehua vs. Baldwin, 11/21/2008 (24-32)

Most Consecutive Completions

8 Timmy Chang (St. Louis) vs. Waianae, 11/19/99 (8 to start game)

Longest Scoring Pass

81 Kealii Perbera to Desmond Hanohano, Saint Louis vs. Mililani, 11/21/2003

Longest Non-scoring Pass

87 Bobby George to Ross Dickerson, Saint Louis vs. Castle, 11/17/2000

Most Receptions

12 Gerald Welch, Saint Louis vs. Waianae, 11/19/1999

10 Jason Rivers, Saint Louis vs. Farrington, 11/22/2002

10 Matt Bell, Farrington vs. Saint Louis, 11/22/2002

10 Jeremiah Andrade, Leilehua vs. Baldwin, 11/12/2010

Most Yards Receiving

307 Desmond Hanohano, Saint Louis vs. Mililani, 11/21/2003

213 Andrew Vallasdares, Mililani vs. Baldwin, 11/04/2016

198 Jeremiah Andrade, Leilehua vs. Baldwin, 11/12/2010

Most Yards per Reception

(min. 3) 53.7 Fakaloloma Olevao, Kahuku vs. Konawaena, 11/19/1999 (3-161)

(min. 5) 42.6 Andrew Vallasdares, Mililani vs. Baldwin, 11/04/2006

(min. 10) 19.8 Jeremiah Andrade, Leilehua vs. Baldwin, 11/12/2010

Most Touchdown Receptions

4 Desmond Hanohano, Saint Louis vs. Mililani, 11/21/2003

4 Andrew Vallasdares, Mililani vs. Baldwin, 11/04/2016

Most Total Offensive Plays

47 Joel Botelho (Castle) vs. Waimea, 11/16/01

(39 pass, 8 rush)

Most Total Offensive Yards

303 Inoke Funaki (Kahuku) vs. Lahainaluna, 11/16/01 (307 pass, -4 rush)

Most Points Responsible (Total Offense)

48 Timmy Chang (St. Louis) vs. Waianae, 11/19/99 (8 touchdown passes)

Most Points Scored

18 by eight different players

Most Points Kicking

6 Haa Bento (St. Louis) vs. Castle, 11/17/00 (6-6);

6 Mike Houar (St. Louis) vs. Aiea, 11/16/01 (6-7)

Most Field Goals

1 Adrian Agan (Waimea) vs. Kahuku, 11/17/00

Longest Field Goal

32 Adrian Agan (Waimea) vs. Kahuku, 11/17/00

Most Two-Point Conversions

2 Brenton Harbottle (Kailua) vs. Waiakea, 11/16/01

Most Touchdowns

3 by eight different players

Longest KO Return

50 Chad Blue (Waianae) vs. St. Louis, 11/19/99

Longest Punt

67 Joshua May (Waimea) vs. Kahuku, 11/17/00

Best Punting Average

64.0 Joshua May (Waimea) vs. Kahuku, 11/17/00 (2 attempts)

Longest Punt Return

57 Aaron Francisco (Kahuku) vs. Waimea, 11/17/00 (TD)

Most Interceptions

2 Kekoa Reyes (Waianae) vs. Maui, 11/17/00

Longest Interception Return

47 Aaron Francisco (Kahuku) vs. Waimea, 11/17/00

Longest Fumble Return

27 Raymond Taumalolo (Kaimuki) vs. Hilo, 11/17/00

Semifinal Game Records

Points

Overall: 63 St. Louis vs. Waianae (10), 11/24/00

1st Half: 35 on four occasions

2nd Half: 25 St. Louis vs. Waianae, 11/24/00

1st Quarter: 21 St. Louis vs. Waimea, 11/26/99; St. Louis vs. Waianae, 11/24/00

2nd Quarter: 28 Kahuku vs. Kaimuki, 11/24/00

3rd Quarter: 21 St. Louis vs. Waimea, 11/26/99

4th Quarter: 28 St. Louis vs. Waianae, 11/24/00

Most (2 teams): 73 St. Louis (63) vs. Waianae (10), 11/24/00

Fewest (2 teams): 28 Kahuku (21) vs. Waimea (7), 11/23/01

Most (winning team): 63 St. Louis vs. Waianae, 11/24/00

Most (losing team): 26 Kaimuki vs. Kahuku (41), 11/24/00

Fewest (winning team): 21 Kahuku vs. Waimea, 11/23/01

Fewest (losing team): 0 Waimea vs. St. Louis (56), 11/26/99

Largest Margin: 56 St. Louis (56) vs. Waimea (0), 11/26/99

Smallest Margin: 14 Kahuku (21) vs. Waimea (7), 11/23/01

First Downs

Most: 30 St. Louis vs. Waimea, 11/26/99

Fewest: 5 Waimea vs. Kahuku, 11/23/01

Most (2 teams): 36 St. Louis (30) vs. Waimea (6), 11/26/99

Fewest (2 teams): 26 Kahuku (14) vs. Baldwin (12), 11/26/99

Rushing Attempts

Most: 45 Kahuku vs. Waimea, 11/23/01

Fewest: 21 Kailua vs. St. Louis, 11/23/01

Rushing Yards

Most: 397 St. Louis vs. Waimea, 11/26/99

Fewest: (-11) Waianae vs. St. Louis, 11/24/00

Rushing TDs

Most: 5 St. Louis vs. Waimea, 11/26/99

Longest TD run

80 Junior Mataafa, Kahuku vs. Baldwin, 11/24/2006

Passes Attempted

Most: 38 St. Louis vs. Waimea, 11/26/99

Fewest: 12 Waimea vs. Kahuku, 11/23/01

Passes Completed

Most: 19 St. Louis vs. Waimea, 11/26/99

Fewest: 1 Waimea vs. Kahuku, 11/23/01

Passes Intercepted

Most: 4 Waianae vs. St. Louis, 11/24/00

Fewest: 0 on two occasions

Passing Yards

Most: 286 St. Louis vs. Waianae, 11/24/00

Fewest: 6 Waimea vs. Kahuku, 11/23/01

Touchdown Passes

Most: 5 St. Louis vs. Waianae, 11/24/00

Fewest: 0 Waimea vs. St. Louis, 11/26/99; Waimea vs. Kahuku, 11/23/01

Total Offensive Plays

Most: 79 St. Louis vs. Waimea, 11/26/99 (41 rush, 38 pass)

Fewest: 36 Kailua vs. St. Louis, 11/23/01
(21 rush, 15 pass)

Total Offensive Yards

Most: 656 St. Louis vs. Waimea, 11/26/99 (397 rush, 259 pass)

Fewest: 87 Waimea vs. Kahuku, 11/23/01
(81 rush, 6 pass)

Fumbles

Most: 8 Kahuku vs. Waimea, 11/23/01

Fewest: 1 St. Louis vs. Waimea, 11/26/99; St. Louis vs. Kailua, 11/23/01

Fumbles-Lost

Most: 4 Kahuku vs. Waimea, 11/23/01

Fewest: 0 St. Louis vs. Waianae, 11/24/00; St. Louis vs. Kailua, 11/23/01; Waimea vs. Kahuku, 11/23/01

Turnovers

Most: 7 Waianae vs. St. Louis, 11/24/00 (3 fumbles, 4 interceptions)

Fewest: 1 on three occasions

Penalties

Most: 16 Kahuku vs. Baldwin, 11/26/99 (122 yards)

Most (2 teams): 26 Kahuku (16) vs. Baldwin (10), 11/19/99

Fewest: 4 Kailua vs. St. Louis, 11/23/01; St. Louis vs. Kailua, 11/23/01

Fewest (2 teams): 15 St. Louis (8) vs. Waimea (7), 11/26/99

Penalty Yards

Most: 122 Kahuku vs. Baldwin, 11/26/99 (16 penalties)

Most (2 teams): 204 Kahuku (122) vs. Baldwin (82), 11/19/99

Fewest: 35 Waimea vs. St. Louis, 11/26/99 (7 penalties)

Fewest (2 teams): 99 St. Louis (45) vs. Kailua (54), 11/23/01

SEMIFINAL INDIVIDUAL RECORDS

Most Rushes

40 Kesi Ah-Hoy, Kahuku vs. Waianae, 11/13/1015 (142 yards)
32 Aofaga Wily, Kahuku vs. Leilehua, 11/18/2011 (129 yards)
32 Vavae Malepeai, Mililani vs. Saint Louis, 11/13/2015 (258 yards)

Most Yards Rushing

258 Vavae Malepeai, Mililani vs. Waianae, 11/13/2015 (32 attempts)
188 Damien Cole, Saint Louis vs. Waimea, 11/26/1999 (13 attempts)

Best Avg. per Carry

(min. 5 att.) 12.8 Junior Mataafa, Kahuku vs. Baldwin, 11/24/2006 (9-115)
(min. 10 att.) 14.4 Damien Cole (St. Louis) vs. Waimea, 11/26/99 (13-188 yards)
(min. 20 att.) 8.1 Vavae Malepeai, Mililani vs. Waianae, 11/13/2015 (32-258)

Most Touchdowns Rushing

4 Aofaga Wily, Kahuku vs. Farrington, 11/16/2012 (24-141)
3 (by 4 players)

Longest TD run

67 Robert-Marcus Salanoa, Kahuku vs. Kaimuki, 11/24/00

Longest Non-scoring run

60 Damien Cole, St. Louis vs. Waimea, 11/26/99

Most Passes Attempted

58 Kenan Sadanaga, Leilehua vs. Saint Louis, 11/19/2010
55 Cayman Shutter, Punahou vs. Farrington, 11/29/2008

Most Passes Completed

38 Kenan Sadanaga, Leilehua vs. Saint Louis, 11/19/2010
34 Cayman Shutter, Punahou vs. Farrington, 11/29/2008

Most Passes Intercepted

5 Tuli Wily-Matagi, Kahuku vs. Punahou, 11/15/2014
4 [by 4 players]

Most Yards Passing

430 Larry Tuileta, Punahou vs. Farrington, 11/15/2013
420 Kenan Sadanaga, Leilehua Saint Louis, 11/19/2010

Most Touchdowns Passing

5 Larry Tuileta, Punahou vs. Mililani, 11/16/2012
5 Larry Tuileta, Punahou vs. Farrington, 11/15/2013
4 [by 5 players]

Best Completion Percentage

(Min. 10 att.) .895 Marcus Mariota, Saint Louis vs. Leilehua, 11/19/2000 (17-19)

(Min. 20 att.) .741 McKenzie Milton, Mililani vs. Farrington, 11/15/2014 (20-27)

Longest Scoring Pass

92 Kelika Higa to Daniel Inferrera, St. Louis vs. Waianae, 11/24/2000

Longest Non-scoring Pass

Most Receptions

14 Fred Padrones, Leilehua vs. Saint Louis, 11/19/2010

13 Dalton Hilliard, Punahou vs. Farrington, 11/28/2008

11 Kalei Kamahele, Baldwin vs. Leilehua, 11/25/2007

11 Kanawai Noa, Punahou vs. Mililani, 11/16/2012

Most Yards Receiving

233 Kawai Phifer, Leilehua vs. Mililani, 11/11/2016

229 Kanawai Noa, Punahou vs. Mililani, 11/16/2012

179 Jason Rivers, Saint Louis vs. Kailua, 11/23/2001

Most Yards per Reception

(min. 3) 38.3 Kanawai Noa, Punahou vs. Farrington, 11/15/2013 (3-115)

(min. 5) 33.3 Kawai Phifer, Leilehua vs. Mililani, 11/11/2016 (7-233)

Most Touchdown Receptions

3 Jason Rivers, Saint Louis vs. Kailua, 11/23/2001

3 Fred Padrones, Leilehua vs. Saint Louis, 11/19/2010

3 Kalakaua Timoteo, Mililani vs. Saint Louis, 11/13/2015

Most Total Offensive Plays

34 Ferron Fonoimoana (Kahuku) vs. Kaimuki, 11/24/00 (160 yards)

Most Total Offensive Yards

285 Inoke Funaki (Kahuku) vs. Waimea, 11/23/01 (19 pass, 11 rush)

Most Points Responsible (Total Offense)

24 Bobby George (St. Louis) vs. Waianae, 11/24/00 (4 TD passes)

Most Points Scored

18 by four players

Most Points Kicking

8 Ha`a Bento (St. Louis) vs. Waimea, 11/26/99 (8-8 PAT)

Most Field Goals

(none made)

Most Two-Point Conversions

1 on two occasions

Most Touchdowns

3 by four players

Longest KO Return

44 Eddie Ferreira (Baldwin) vs. Kahuku, 11/26/99

Longest Punt

61 Colby Octavio (Waimea) vs. St. Louis, 11/26/99

Longest Punt Return

26 Kainoa Fernandez (St. Louis) vs. Kailua, 11/23/01

Longest Interception Return

40 Calvin Brown (Waianae) vs. St. Louis, 11/24/00

Championship Game Records

Points

Overall: 46 Kahuku vs. St. Louis, 12/1/00

1st Half: 13 St. Louis vs. Kahuku, 12/4/99

2nd Half: 19 Kahuku vs. St. Louis, 12/1/00

1st Quarter: 7 Kahuku vs. St. Louis, 12/1/00

2nd Quarter: 7 St. Louis (99-00-01); Kahuku (01)

3rd Quarter: 7 Kahuku vs. St. Louis (00-01)

4th Quarter: 13 St. Louis vs. Kahuku, 12/1/00

Most (2 teams): 46 Kahuku (26) vs. St. Louis (20), 12/1/00

Fewest (2 teams): 19 St. Louis (19) vs. Kahuku (0), 12/4/99

Most (winning team): 26 Kahuku vs. St. Louis, 12/1/00

Most (losing team): 20 St. Louis vs. Kahuku, 12/1/00

Fewest (winning team): 19 St. Louis vs. Kahuku, 12/4/99

Fewest (losing team): 0 Kahuku vs. St. Louis, 12/4/99

Largest Margin: 19 St. Louis vs. Kahuku, 12/4/99

Smallest Margin: 6 Kahuku vs. St. Louis, 12/1/00

First Downs

Most: 18 St. Louis and Kahuku, 12/1/00

Fewest: 10 St. Louis vs. Kahuku, 11/30/01; Kahuku vs. St. Louis, 11/30/01

Most (2 teams): 36 St. Louis (18) vs. Kahuku (18), 12/1/00

Fewest (2 teams): 20 Kahuku (10) vs. St. Louis (10), 11/30/01

Rushing Attempts

Most: 54 Kahuku vs. St. Louis, 12/1/00

Fewest: 14 St. Louis vs. Kahuku, 11/30/01

Rushing Yards

Most: 337 Kahuku vs. St. Louis, 11/30/01

Fewest: 26 St. Louis vs. Kahuku, 11/30/01

Rushing TDs

Most: 4 Kahuku vs. St. Louis, 12/1/00

Fewest: 0 (three times)

Passes Attempted:

Most: 39 St. Louis vs. Kahuku, 11/30/01

Fewest: 8 Kahuku vs. St. Louis, 11/30/01

Passes Completed

Most: 18 St. Louis vs. Kahuku, 12/1/00

Fewest: 3 Kahuku vs. St. Louis, 11/30/01

Passes Intercepted

Most: 1 Kahuku vs. St. Louis, 12/4/99; St. Louis vs. Kahuku, 12/1/00

Fewest: 0 (three times)

Passing Yards

Most: 233 St. Louis vs. Kahuku, 12/1/00

Fewest: 28 Kahuku vs. St. Louis, 11/30/01

Touchdown Passes

Most: 3 St. Louis vs. Kahuku, 12/4/99

Fewest: 0 (three times)

Total Offensive Plays

Most: 65 Kahuku vs. St. Louis, 12/1/00 (54 rush, 11 pass)

Fewest: 53 St. Louis vs. Kahuku, 11/30/01 (14 rush, 39 pass)

Total Offensive Yards

Most: 365 Kahuku vs. St. Louis, 11/30/01 (337 rush, 28 pass)

Fewest: 126 Kahuku vs. St. Louis, 12/4/99 (45 rush, 81 pass)

Fumbles

Most: 5 St. Louis vs. Kahuku, 12/4/99

Fewest: 0 St. Louis vs. Kahuku, 11/30/01

Fumbles-Lost

Most: 4 St. Louis vs. Kahuku, 12/4/99

Fewest: 0 (four times)

Turnovers

Most: 4 St. Louis vs. Kahuku, 12/4/99 (4 fumbles)

Fewest: 0 St. Louis vs. Kahuku (00-01)

Penalties

Most: 11 Kahuku vs. St. Louis, 12/1/00 (98 yards);

Kahuku vs. St. Louis, 11/30/01 (118 yards)

Most (2 teams): 17 Kahuku (11) vs. St. Louis (6), 11/30/01

Fewest: 4 (two times)

Fewest (2 teams): 10 St. Louis (6) vs. Kahuku (4), 12/4/99

Penalty Yards

Most: 118 Kahuku vs. St. Louis, 11/30/01 (11 penalties)

Most (2 teams): 162 St. Louis (44) vs. Kahuku (118), 11/30/01

Fewest: 34 Kahuku vs. St. Louis, 12/4/99 (4 penalties)

Fewest (2 teams): 79 St. Louis (45) vs. Kahuku (34), 12/4/99

CHAMPIONSHIP INDIVIDUAL RECORDS

Most Rushes

39 Jayson Rego, KS Kapalama vs. Leilehua, 12/3/2004 (212 yards)

36 Wayne Taulapapa, Punahou vs. Mililani, 11/21/2014 (260 yards)

Most Yards Rushing

262 Malosi Teo, Kahuku vs. Punahou, 12/2/2005 (30 attempts)

260 Wayne Taulapapa, Punahou vs. Mililani, 11/21/2014 (36 attempts)

Best Avg. per Carry

(min. 5 att.) 10.8 Fonoivasa Mataafa, Kahuku vs. Kamehameha, 12/5/2009 (5-54)

(min. 10 att.) 11.7 Keani Nishigaya, Saint Louis vs. Leilehua, 12/1/2007 (14-164)

(min. 20 att.) 9.1 Mulivai Pula, Kahuku vs. Saint Louis, 11/30/2001 (23-209)

Most Touchdowns Rushing

3 [by 4 players: Aofaga Wily, Kahuku (11/23/2012); Wayne Taulapapa, Punahou (11/21/2014); Ryan Tuiasoa, Punahou (11/23/2012); Kesi Ah-Hoy, Kahuku (11/20/2015)]

Longest TD run

82 Mulivai Pula, Kahuku vs. St. Louis, 11/30/2001

Longest Non-scoring run

35 Mulivai Pula (Kahuku) vs. St. Louis, 12/1/2000

Most Passes Attempted

54 Andrew Manley, Leilehua vs. Punahou, 12/06/2008

52 Brett Kan, Punahou vs. Kahuku, 12/02/2005

Most Passes Completed

30 Andrew Manley, Leilehua vs. Punahou, 12/06/2008

29 McKenzie Milton, Mililani vs. Punahou, 11/21/2014

Most Passes Intercepted

4 Bryant Moniz, Leilehua vs. KS Kapalama, 12/03/2004

4 Andrew Manley, Leilehua vs. Punahou, 12/06/2008

Most Yards Passing

421 McKenzie Milton, Mililani vs. Punahou, 11/21/2014

400 Cayman Shutter, Punahou vs. Leilehua, 12/06/2008

Most Touchdowns Passing

7 McKenzie Milton, Mililani vs. Punahou, 11/21/2014

3 [by 5 players]

Best Completion Percentage

(Min. 10 att.) .739 Marcus Mariota, Saint Louis vs. Waianae, 11/26/2010 (17-23)

(Min. 20 att.) .625 Dillon Gabriel, Mililani vs. Iolani, 11/18/2016 (20-32)

Longest Scoring Pass

79 Marcus Mariota to Jeremy Tabuyo, Saint Louis vs. Waianae, 11/26/2010

Longest Non-scoring Pass

46 Kelika Higa to Ross Dickerson (St. Louis) vs. Kahuku, 12/1/00

Most Receptions

11 Miah Ostrowski, Punahou vs. Kahuku, 12/02/2005

9 Matt Silverstein, Punahou vs. Leilehua, 12/05/2008

9 Edieson Dumlao, Leilehua vs. Punahou, 12/05/2008

Most Yards Receiving

147 Robby Toma, Punahou vs. Leilehua, 12/05/2008

146 Matt Silverstein, Punahou vs. Leilehua, 12/05/2008

Most Yards per Reception

(min. 3) 30.3 Shane Butcher, Saint Louis vs. Castle, 12/06/2002 (3-91)

(min. 5) 21.2 Punga Vea, Kahuku vs. KS Kapalama, 12/04/2009 (5-106)

Most Touchdown Receptions

4 Kalakaua Timoteo, Mililani vs. Punahou, 11/21/2014

2 [by 8 players]

Most Total Offensive Plays

31 Timmy Chang (St. Louis) vs. Kahuku, 12/4/99 (166 yards)

Most Total Offensive Yards

221 Mulivai Pula (Kahuku) vs. St. Louis, 11/30/01 (23 rushes, 1 reception)

Most Points Responsible (Total Offense)

18 Timmy Chang (St. Louis) vs. Kahuku, 12/4/99 (3 passing)

Most Points Scored

12 by five players

Most Points Kicking

3 Solomon Lee (Kahuku) vs. St. Louis, 11/30/01 (3-3 PAT)

Most Field Goals

(none made)

Most Two-Point Conversions

(none made)

Most Touchdowns (Rushing and Receiving)

2 (by four players)

Longest KO Return

35 Mulivai Pula (Kahuku) vs. St. Louis, 12/1/00

Longest Punt

58 Isaac Harbottle (St. Louis) vs. Kahuku, 12/4/99

Longest Punt Return

48 Aaron Francisco (Kahuku) vs. St. Louis, 12/4/99

Longest Interception Return

10 Frank Butcher (St. Louis) vs. Kahuku, 12/1/00

HHSAA ALL-TIME FOOTBALL SCORES*Single division (1999-2002), Division I (2003-present)*

1999 (Quarterfinals)	(Semifinals)	(Championship)
<u>Nov. 19</u> <u>At Aloha Stadium</u> Saint Louis 53, Waianae 21 Kahuku 47, Konawaena 14 <u>At Vidhina Stadium</u> Waimea 20, Kailua 18 <u>At War Memorial Stadium</u> Baldwin 25, Farrington 19	<u>Nov. 26 at Aloha Stadium</u> Saint Louis 56, Waimea 0 Kahuku 27, Baldwin 12	<u>Dec. 4 at Aloha Stadium</u> Saint Louis 19, Kahuku 0 Attendance: 10,864
2000 (Quarterfinals)	(Semifinals)	(Championship)
<u>Nov. 17</u> <u>At Aloha Stadium</u> Kahuku 43, Waimea 17 Saint Louis 48, Castle 0 <u>At Wong Stadium</u> Kaimuki 20, Hilo 0 <u>At War Memorial Stadium</u> Waianae 21, Maui 0	<u>Nov. 24 at Aloha Stadium</u> Kahuku 41, Kaimuki 26 Saint Louis 63, Waianae 10	<u>Dec. 1 at Aloha Stadium</u> Kahuku 26, Saint Louis 20 Attendance: 14,267
2001 (Quarterfinals)	(Semifinals)	Championship)
<u>Nov. 16</u> <u>At Aloha Stadium</u> Kahuku 57, Lahainaluna 14 Saint Louis 54, Aiea 7 <u>At Vindiha Stadium</u> Waimea 41, Castle 20 <u>At Wong Stadium</u> Kailua 53, Waiakea 6	<u>Nov. 23 at Aloha Stadium</u> Kahuku 21, Waimea 7 Saint Louis 49, Kailua 7	<u>Nov. 30 at Aloha Stadium</u> Kahuku 21, Saint Louis 14 Attendance: 24,841
2002 (Quarterfinals)	(Semifinals)	Championship)
<u>Nov. 22</u> <u>At Aloha Stadium</u> Saint Louis 41, Farrington 23 Castle 35, Hawaii Prep 0 <u>At War Memorial Stadium</u> McKinley 28, Baldwin 14 <u>At Vindiha Stadium</u> Waimea 24, Kailua 21	<u>Nov. 29 at Aloha Stadium</u> Saint Louis 51, Waimea 0 Castle 27, McKinley 21 (3OT)	<u>Dec. 6 at Aloha Stadium</u> Saint Louis 34, Castle 15 Attendance: 10,935
2003 (Quarterfinals)	(Semifinals)	Championship)
<u>Nov. 21</u> <u>At Aloha Stadium</u> Kahuku 41, Kauai 3 Saint Louis 47, Mililani 12 <u>At Keaau High School</u> Farrington 27, Hilo 0 <u>At War Memorial Stadium</u> Baldwin 20, Kailua 13	<u>Nov. 28 at Aloha Stadium</u> Kahuku 35, Farrington 7 Saint Louis 48, Baldwin 6	<u>Dec. 5 at Aloha Stadium</u> Kahuku 27, Saint Louis 26 Attendance: 15,061

2004 (Quarterfinals)	(Semifinals)	Championship)
<u>Nov. 19</u> <u>At War Memorial Stadium</u> Lahainaluna 41, Mililani 34 <u>At Kealakehe High School</u> Leilehua 28, Kealakehe 7 (Bye—Kahuku, KS Kapalama)	<u>Nov. 26 at Aloha Stadium</u> KS Kapalama 21, Lahainaluna 6 Leilehua 17, Kahuku 14	<u>Dec. 3 at Aloha Stadium</u> #2 KS Kapalama 28, Leilehua 7 Attendance: 17,757
2005 (Quarterfinals)	(Semifinals)	Championship)
<u>Nov. 18</u> <u>At Kealakehe High School</u> Waianae 21, #4 Kealakehe 14 <u>Nov. 19</u> <u>At Aloha Stadium</u> #3 Punahou 35, Aiea 14 (Bye—#1 Kahuku, #2 Baldwin)	<u>Nov. 26 at Aloha Stadium</u> #1 Kahuku 43, Waianae 0 #3 Punahou 30, #2 Baldwin 7	<u>Dec. 2 at Aloha Stadium</u> #1 Kahuku 28, Punahou 21 Attendance: 24,667
2006 (Quarterfinals)	(Semifinals)	Championship)
<u>Nov. 17</u> <u>At Waianae High School</u> Waianae 28, #4 Kealakehe 14 <u>At War Memorial Stadium</u> #3 Baldwin 22, Mililani 17 (Bye—#1 Saint Louis, #2 Kahuku)	<u>Nov. 24 at Aloha Stadium</u> #1 Saint Louis 10, Waianae 7 #2 Kahuku 22, #3 Baldwin 20	<u>Dec. 1 at Aloha Stadium</u> #2 Kahuku 7, #1 Saint Louis 6 Attendance: 18,870
2007 (Quarterfinals)	(Semifinals)	Championship)
<u>Nov. 17</u> <u>At Kealakehe High School</u> Waianae 21, #4 Kealakehe 17 <u>At War Memorial Stadium</u> #3 Baldwin 26, Farrington 14 (Bye—#1 Saint Louis, #2 Leilehua)	<u>Nov. 24 at Aloha Stadium</u> #1 Saint Louis 44, Waianae 6 #2 Leilehua 41, #3 Baldwin 34	<u>Nov. 30 at Aloha Stadium</u> #2 Leilehua 20, #1 Saint Louis 16 Attendance: 15,583
2008 (Quarterfinals)	(Semifinals)	Championship)
<u>Nov. 21</u> <u>At Roosevelt High School</u> Farrington 30, #4 Kealakehe 13 <u>At War Memorial Stadium</u> Leilehua 34, #3 Baldwin 15 (Bye—#1 Punahou, #2 Kahuku)	<u>Nov. 28 at Aloha Stadium</u> #1 Punahou 35, Farrington 28 Leilehua 17, #2 Kahuku 10 (OT)	<u>Dec. 5 at Aloha Stadium</u> #1 Punahou 38, Leilehua 7 Attendance: 25,571
2009 (Quarterfinals)	(Semifinals)	Championship)
<u>Nov. 20</u> <u>At Kealakehe High School</u> Farrington 48, #4 Honokaa 16 <u>At War Memorial Stadium</u> Leilehua 48, #3 Baldwin 12 (Bye—#1 Kahuku, #2 KS Kapalama)	<u>Nov. 27 at Aloha Stadium</u> #2 KS Kapalama 40, Leilehua 0 #1 Kahuku 9, Farrington 6 (OT)	<u>Nov. xx at Aloha Stadium</u> #2 KS Kapalama 34, #1 Kahuku 21 Attendance: 21,661

2010 (Quarterfinals)	(Semifinals)	Championship)
Nov. 12 <u>At Waianae High School</u> Waianae 34, #4 Kealakehe 16 <u>At War Memorial Stadium</u> Leilehua 35, #3 Baldwin 26 (Bye—#1 Mililani, #2 Saint Louis)	Nov. 19 at Aloha Stadium Waianae 48, #1 Mililani 41 #2 Saint Louis 42, Leilehua 28	Nov. 26 at Aloha Stadium #2 Saint Louis 36, Waianae 13 Attendance: 12,309
2011 (Quarterfinals)	(Semifinals)	Championship)
Nov. 11 <u>At War Memorial Stadium</u> #3 Baldwin 28, Farrington 24 <u>At Kealakehe High School</u> Leilehua 35, #4 Kealakehe 24 (Bye—#1 Kahuku, #2 Punahou)	Nov. 18 at Aloha Stadium #2 Punahou 35, #3 Baldwin 0 #1 Kahuku 13, Leilehua 10 (2OT)	Nov. 25 at Aloha Stadium #1 Kahuku 30, #2 Punahou 24 Attendance: 20,058
2012 (Quarterfinals)	(Semifinals)	Championship)
Nov. 9 <u>At Kealakehe High School</u> Farrington 34, #4 Kealakehe 25 <u>At War Memorial Stadium</u> Mililani 24, #3 Baldwin 13 (Bye—#1 Kahuku, #2 Punahou)	Nov. 16 at Aloha Stadium #1 Kahuku 47, Farrington 14 #2 Punahou 49, Mililani 19	Nov. 23 at Aloha Stadium #1 Kahuku 42, #2 Punahou 20 Attendance: 17,820
2013 (Quarterfinals)	(Semifinals)	Championship)
Nov. 8 <u>At War Memorial Stadium</u> Farrington 21, #4 Baldwin 3 <u>At Kea'au High School</u> Campbell 42, #3 Hilo 27 (Bye—#1 Punahou, #2 Mililani)	Nov. 15 at Aloha Stadium #2 Mililani 41, Campbell 7 #1 Punahou 48, Farrington 6	Nov. 23 at Aloha Stadium #1 Punahou 28, #2 Mililani 22 Attendance: 20,934
2014 (Quarterfinals)	(Semifinals)	Championship)
Nov. 7 <u>At Aloha Stadium</u> Farrington 22, #3 Maui 6 Kahuku 20, #4 Hilo 10 (Bye—#1 Punahou, #2 Mililani)	Nov. 15 at Aloha Stadium #2 Mililani 17, Farrington 14 #1 Punahou 13, Kahuku 10	Nov. 21 at Aloha Stadium #2 Mililani 53, #1 Punahou 45 Attendance: 19,254
2015 (Quarterfinals)	(Semifinals)	Championship)
Nov. 6 <u>At Aloha Stadium</u> Waianae 21, #4 Baldwin 6 Mililani 62, #3 Hilo 18 (Bye—#1 Kahuku, #2 Saint Louis)	Nov. 13 at Aloha Stadium #1 Kahuku 13, Waianae 0 #2 Saint Louis 56, Mililani 30	Nov. 20 at Aloha Stadium #1 Kahuku 39, #2 Saint Louis 14 Attendance: 19,699
2016 (Quarterfinals)	(Semifinals)	Championship)
Nov. 4 <u>At Kea'au High School</u> Leilehua 26, #1 Hilo 25 <u>At War Memorial Stadium</u> Mililani 49, #4 Baldwin 28 <u>At Campbell High School</u> #2 Campbell 48, Waiakea 0 <u>At Roosevelt High School</u> #3 Iolani 17, Moanalua 14	Nov. 11 at Mililani High School Mililani 51, Leilehua 35 #3 Iolani 35, Campbell 6	Nov. 18 at Aloha Stadium Mililani 31, #3 Iolani 20 Attendance: 5,292

2017	(Semifinals)	Championship)
	<u>Nov. 4</u> <u>At Wong Stadium</u> #1 Hilo 26, Maui 7 <u>At Vindiha Stadium</u> Damien 13, #2 Kauai 10	<u>Nov. 18 at Aloha Stadium</u> #1 Hilo 35, Damien 19 Attendance: 22,436
2018	(Semifinals)	Championship)
	<u>Nov. 9</u>	<u>Nov. 24 at Aloha Stadium</u>

1999



**Quarterfinal – Friday, Nov. 19, 1999 - Aloha Stadium. (doubleheader game 2)
Saint Louis 53, Waianae 21**

	1	2	3	4	Total
St. Louis	21	13	13	6	53
Waianae	7	7	0	7	21

StL - Welch 11 pass from Chang (Bento kick)
 Wai - Keaulii 1 run (Anguay kick)
 StL - Rodrigues 17 pass fro Chang (Bento kick)
 StL - Welch 13 pass from Chang (Bento kick)
 Wai - Keaulii 5 run (Anguay kick)
 StL - Rivers 1 pass from Chang (Bento kick failed)
 StL - Rodrigues 42 pass from Chang (Bento kick)
 StL - Rivers 2 pass from Chang (Bento kick blocked)
 StL - Alivado 8 pass from Chang (Bento kick)
 Wai - Keaulii 1 run (Anguay kick)
 StL - Rivers 2 pass from Chang (Wong pass failed)

Rushing - St. Louis: Fiaseu 22-179, Welch 2-8, P. Brown 4-28, Chang 1-(minus 18), Beaver 3-7, Higa 1-(minus 2). **Waianae:** Manners 18-114, Sarono 10-33, Gomes 1-(minus 4), Keaulii 14-1.

Passing - St. Louis: Chang 24-34-0 277 8 TDs, Higa 0-0-0 0. **Waianae:** Keaulii 10-23-1 211.

Receiving - St. Louis: Welch 12-114, Rodrigues 3-93, Alivado 3-24, Kanoa 1-17, Rivers 3-5, Nakasato 1-13, Dydasco 1-11. **Waianae:** Sarono 5-95, Blue 2-55, Gomes 1-24, Anguay 1-19, Enriquez 1-18.

**Quarterfinal – Friday, Nov. 19, 1999 - Vidinha Stadium. Attendance: 4,500 (est.)
Waimea 20, Kailua 18**

	1	2	3	4	Total
Kailua	12	0	6	0	18
Waimea	6	0	7	7	20

Kail - Ryan Exstrom 21 pass from Taleki Mailau (pass failed)
 Waim - William Parubrurub 22 pass from Rocky Aviguetero (kick failed)
 Kail - Rocky Alo 50 run (pass failed)
 Waim - Arichie Archuara 24 fumble return (Colby Octavio kick)
 Kail - Mailau 1 run (run failed)
 Waim - Jessie Sablan 24 run (Octavio kick)

Rushing - Kailua: Mailau 17-58, Rocky Alo 24-174, Billy Winchester 5-20, Keahi Mau 2-47.
Waimea: Rocky Aviguetero 6-(minus 15), Jessie Sablan 26-176, ChesleyBarba 5-23, Justin Kinimaka-Aranio 1-(minus 1).

Passing - Kailua: Mailau 10-15-4 for 167 yards. **Waimea:** Aviguetero 5-10-1 for 56 yards.

Receiving - Kailua: Ryan Exstrom 3-47, Henry Timu 3-49, Winchester 1-18, John Kapa 2-32, Jeff Cummings 1-21. **Waimea:** Sablan 2-(minus 2), William Parubrurub 2-38, Colby Octavio 1-20.

Quarterfinal – Friday, Nov. 19, 1999 - Aloha Stadium (doubleheader game 1)

Kahuku 47, Konawaena 14

	1	2	3	4	Total
Konawaena	7	0	0	7	14
Kahuku	14	21	12	0	47

Kah - Olevao 64 pass from V. Funaki (Lee kick)

Kah - Latusele 3 run (Lee kick)

Kon - Desilva 23 pass from Lee (Freitas kick)

Kah - Latusele 48 run (Lee kick)

Kah - Wong 16 pass from V. Funaki (Latusele run)

Kah - Peters 29 pass from I. Funaki (Lee pass failed)

Kah - Olevao 59 pass from V. Funaki (Lee kick failed)

Kah - Taua 37 pass from I. Funaki (Lee kick blocked)

Kon - Mahelona 1 run (Freitas kick)

Rushing - Konawaena: Mahelona 17-88, Freitas 2-(minus 2), Kahele 3-3, Langi 2-22, K. Lee 7-(minus 21), Rabara 1-(minus 5). **Kahuku:** Latusele 12-133, Nawahine 2-(minus 1), Salanoa 7-29, I. Funaki 4-5, V. Funaki 3-(minus 16), Kaka 1-13, Wong 1-0, Atuaia 3-30, Smith 3-26.

Passing - Konawaena: K. Lee 17-32-1 167, Rabara 0-1-0 0, Desilva 0-1-1 0. **Kahuku:** V. Funaki 7-13-1 171, I. Funaki 4-6-0 135, Olevao 0-1-0 0, Fonoimoana 0-1-0 0.

Receiving - Konawaena: Freitas 3-29, Rivera 2-23, Desilva 4-44, Mahelona 4-43, Kahele 3-26, J. Lee 1-2. **Kahuku:** Wong 5-69, Olevao 3-161, Peters 1-29, Taua 1-37.

Quarterfinal – Friday, Nov. 19, 1999 – War Memorial Stadium. Attendance:

Baldwin 25, Farrington 19

	1	2	3	4	Total
Farrington	7	0	0	12	19
Baldwin	7	12	6	0	25

Bal - Nolan Wada 19 pass from Steven Hafoka (Michael Donahoo kick)

Far - Monty Kuresa 7 run (Talen Liua kick)

Bal - Wada 1 run (kick failed)

Bal - Wada 30 run (pass failed)

Bal - Huli Rivera 31 pass from Hafoka (run failed)

Far - Waylon Philpot 1 run (pass failed)

Far - Philpot 9 run (kick failed)

Rushing - Farrington: Michael Rabago 4-24, Monty Kuresa 13-61, Waylon Philpot 7-24, Kenneth Gasilos 1-14, Matthew Khan 1-(minus 2), Logan Pau 1-1. **Baldwin:** Eddie Ferreira 12-96, Nolan Wada 14-63, Steve Hafoka 12-71.

Passing - Farrington: Philpot 11-37-1 for 152 yards. **Baldwin:** Hafoka 7-20-1 for 103 yards.

Receiving - Farrington: Kuresa 3-26, Davin Oyama 1-6, Kenneth Gasilos 5-100, Shannon Aque 1-18, Micah Alexander 2-2. **Baldwin:** Wada 3-25, Huli Rivera 4-78.

Semifinal – Friday, Nov. 26, 1999 - Aloha Stadium (doubleheader game 2). Attendance: 10,868
Saint Louis 56, Waimea 0

	1	2	3	4	Total
Waimea	0	0	0	0	0
Saint Louis	21	14	21	0	56

StL - Damien Cole 1 run (Bento kick)
 StL - Gerald Welch 3 pass from Timmy Chang (Haa Bento kick)
 StL - Frank Rivers 5 pass from Chang (Bento kick)
 StL - Cole 1 run (Bento kick)
 StL - Prince Brown 3 run (Bento kick)
 StL - John Paul Kanoa 18 pass from Chang (Bento)
 StL - Pesefea Fiaseu 3 run (Bento kick)
 StL - Cole 1 run (Bento kick)

Rushing- Waimea: Jessie Sablan 26-96, Chesley Barba 6-11, Rocky Avigetero 2-4, Isaiah Ulanday 1-3.
St. Louis: Cole 13-188, Brown 12-76, Welch 2-26, Bronson Beaver 9-52, Chang 1-10, Fiaseu 4-45.

Passing - Waimea: Avigetero 4-16-2 26. **St. Louis:** Chang 17-29-1 220, Kelika Higa 6-9-0 39.

Receiving - Waimea: William Parubrub 2-2, Archie Achuara 1-17, Donovan Agan 1-7. **St. Louis:** Welch 5-51, Isaac Rodrigues 4-61, Rivers 2-16, Ross Dickerson 1-23, Layton Aliviado 2-36, Sanoe Mokahi 1-6, Kanoa 1-18, Davin Nakasato 1-9, Daniel Rodrigues 1-5, Gino Gosiaco 1-11, Kainoa Fernandez 1-12, Blane Dydasco 1- (minus 1), Justin Humalon 1-9, Enoka Pai 1-3.

Semifinal – Friday, Nov. 26, 1999 - Aloha Stadium (doubleheader game 1)
Kahuku 27, Baldwin 12

	1	2	3	4	Total
Kahuku	7	13	0	7	27
Baldwin	6	6	0	0	12

Kah - Nawahine 7 pass from V. Funaki (Lee kick)
 Bal - Blackburn 8 pass from Hafoka (Donahoo kick failed)
 Bal - Wada 5 pass from Hafoka (Hafoka run failed)
 Kah - Latuselu 3 run (Lee kick)
 Kah - Wong 8 pass from V. Funaki (Lee kick failed)
 Kah - Wong 49 pass from V. Funaki (Lee kick)

Rushing - Kahuku: Kala Latuselu 14-69, Destin Lei 8-59, Douglas Nawahine 5-3, Fakaloloma Olevao 1-3, Orlando Wong 2-2, Vai Funaki 1-(minus 1), Marcus Salanoa 6-29, Magic Atuaia 3-7, Inoke Funaki 1-0. **Baldwin:** Nolan Wada 8-27, Eddie Ferreira 9-56, Steven Hafoka 14-21, Huli Rivera 1-2, Wela Hewahewa 1-8.

Passing - Kahuku: Vai Funaki 10-14-0 157 3 TDs, Inoke Funaki 1-2-0 4, Fakaloloma Olevao 0-1-0 0.
Baldwin: Steven Hafoka 6-15-0 36 2 TDs, Michael Donahoo 1-2-0 (minus 7).

Receiving - Kahuku: Orlando Wong 5-98, Douglas Nawahine 1-7, Adam Kammerer 1-20, Roland Tupola 1-14, Fakaloloma Olevao 2-20, Kala Latuselu 1-2. **Baldwin:** Ikaika Blackburn 1-8, Nolan Wada 1-(minus 2), Huli Rivera 1-5, Eddie Ferreira 1-11, Timothy Lyons 1-14.

Championship – Saturday, Dec. 4, 1999 - Aloha Stadium. Attendance: 10,864
Saint Louis 19, Kahuku 0

	1	2	3	4	Total
St. Louis	6	7	6	0	19
Kahuku	0	0	0	0	0

Stl: - Gerald Welch 5 pass from Chang (run failed)
 Stl: - Welch 3 pass from Chang (Bento kick)
 Stl: - Isaac Rodrigues 24 pass from Chang (kick blocked)

Team Statistics	St. Louis	Kahuku
First Downs	16	12
Rushes-Yards	37-198	37-45
Passing Yards	88	81
Total Offense	62-286	59-126
Passes (Att-Cmp-Int)	25-11-0	22-5-1
Punt Returns-Yards	3-23	0-0
Kickoff Return-Yards	1-0	3-32
Fumbles-Lost	7-5	2-1
Penalties-Yards	6-45	5-49
Punts (No-Avg.)	3-49.7	4-43.3
3rd Down Conversions	6-10	4-12
4th Down Conversions	1-2	1-4
Time of Possession	26:30	21:30

Rushing — Saint Louis: Pesefea Fiaseu 20-156, Gerald Welch 4-35, Damien Cole 3-15, Blane Dydasco 1-5, Prince Brown 3-9, Timmy Chang 6-(-22). **Kahuku:** Kala Latuselu 13-32, Douglas Nawahine 3-5, Orlando Wong 1-13, Vai Funaki 5-15, Mulivai Pula 1-(-1), Inoke Funaki 10-(-33), Marcus Salanoa 1-4, AJ Smith 3-10.

Passing — Saint Louis: Timmy Chang 11-25-0-88. **Kahuku:** Vai Funaki 3-15-0-55, Inoke Funaki 2-7-1-26.

Receiving — Saint Louis: Gerald Welch 5-23, Isaac Rodrigues 3-45, Gino Gosiaco 1-5, Layton Aliviado 1-14, Blane Dydasco 1-1. **Kahuku:** Orlando Wong 2-32, Jerome Heder 1-23, Kala Latuselu 1-22, Fakaloloma Olevao 1-4.

2000



Quarterfinal – Friday, Nov. 17, 2000 - War Memorial Stadium.

Waianae 21, Maui 0

	1	2	3	4	Total
Waianae	0	14	7	0	21
Maui	0	0	0	0	0

Wai--Brandon Lopes 17 run (Shawn Bebeau kick)

Wai--Peter Saroni 25 run (Bebeau kick)

Wai--Bebeau 31 pass from Jonah Nunuha (Bebeau kick)

Rushing--Wai: Jonah Nunuha 2-29, Lono Manners 19-112, Peter Saroni 10-39, Brandon Lopes 2-minus 2, Thomas Gualdarama 2-15, Kawena Rosario 1-4, Parris Kawaauihau 1-0. Maui: David Tufaga 9-16, Tualau Malafu 8-29, Saia Lotulelei 4-5, Chad Gerard 10-24.

Passing: Wai: Nunuha 4-6-0-60, Lopes 1-2-0-9. Maui: Tufaga 9-21-2-102.

Receiving: Wai: Saroni 1-5, Graen Enriquez 1-9, Kawika Alana 1-14, Manners 1-10, Shawn Bebeau 1-31. Maui: Justin Cabico 1-9, Malafu 3-20, Cody Loui 2-23, Lotulelei 1-0, Kenneth Carroll 1-39, Travis Abac 1-11.

Quarterfinal – Friday, Nov. 17, 2000 - Wong Stadium. Attendance: 4,000 (est.)

Kaimuki 20, Hilo 0

	1	2	3	4	Total
Kaimuki	0	6	6	8	20
Hilo	0	0	0	0	0

Kai--Faimealelei 3 run (PAT kick blocked), :52.

Kai--Taumalolo 27 fumble return (PAT pass failed), 6:38.

Kai--Faimealelei 33 run (Mirafuentes PAT run), 11:27.

Rushing-Kai: Chanceton Mirafuentes 7-27, Soloni Taumalolo 16-101, Justin Faimealelei 9-57, Leland Ohelo 10-29, Jonathan Ishida 2-1, Darin Fujimoto 2-(-3), Jerome Ifenuk 1-0, Dillon Yeung 1-4, James Yapching 1-4, Jon Kanehira 1-22. Hilo: Hayden Stevens 5-2, Ikaika Tsukiyama 6-18, Tallon Torres 3-(-7), Mohala Evangelista 1-6, Davin Feary 7-(39).

Passing-Kai: Justin Faimealelei 2-2 24, Jordan Cairns 1-4 45. Hilo: Davin Feary 8-14-1 83, Charles Haasenritter 1-2 7.

Receiving-Kai: Kila Kamakawiwoole 2-48, Brandon Hayashida 1-21. Hilo: Michael Baji 1-10, Mister Aiona 5-60, Tristan Iyo 2-20, Tallon Torres 1-0.

Quarterfinal – Friday, Nov. 17, 2000 – Aloha Stadium.**Saint Louis 48, Castle 0**

	1	2	3	4		Total
Castle	0	0	0	0		0
Saint Louis	21	14	7	6		48

StL--Pesefea Fiaseu 1 run (Haa Bento kick)

StL--Ross Dickerson 11 pass from Kelika Higa (Bento kick)

StL--Fiaseu 2 run (Bento kick)

StL--Fiaseu 2 run (Bento kick)

StL--Frank Rivers 4 pass from Higa (Bento kick)

StL--Gino Gosiaco 1 pass from Higa (Bento kick)

StL--Darren Freitas 52 pass from Bobby George (kick blocked)

Rushing--Cas: Kaleo Segovia 13-92, Joel Botelho 12-(-33), Fale Taupaki 3-5, Sean Navin 7-3.

StL: Fiaseu 11-114, Bronson Beaver 4-1, George 2-(minus 6), Higa 3-(minus 3), Justin Cabansag 3-7, Kainoa Fernandez 1-0, Samson Hoohuli 1-(minus 1), Prince Brown 1-4, Lee Boyd 1-(minus 9), Team 1-(minus 1).

Passing--Cas: Botelho 9-23-4--73; Prestidge 0-1-1--0; Navin 1-6-0--2. StL: Higa 11-18-1--71 yards; George 8-15-1--206 yards; Boyd 0-2-0--0.

Receiving--Cas: Segovia 5-36, Keha Ho 1-6, Michelman 1-8, Miranda 2-17, Ikaika Ho 1-8. StL: Davin Nakasato 2-18, Fernandez 2-7, Gosiaco 2-4, Dickerson 4-112, Rivers 3-23, Tito Sallas 1-14, Jeremy Inferrera 1-9, Sanoë Mokuahi 2-41, Freitas 1-52.

Quarterfinal – Friday, Nov. 17, 2000 – Aloha Stadium.**Kahuku 43, Waimea 17**

	1	2	3	4		Total
Waimea	0	17	0	0		17
Kahuku	29	0	14	0		43

Kah--A.J. Smith 7 run (Solomon Lee kick)

Kah--Aaron Francisco 53 punt return (Lee kick)

Kah--Jonathan Mapu 14 fumble return (Bryson Au run)

Kah--James Kammerer 72 pass from Inoke Funaki (Lee kick)

Waim--FG Adrian Agan 32

Waim--Jesse Sablan 12 run (Agan kick)

Waim--Sablan 8 pass from Nikko Naumu (Agan kick)

Kah--Smith 3 pass from Funaki (kick failed)

Kah--Pula 17 run (Marcus Salanoa pass from Au)

Rushing--Waim: Sablan 20-92, Joshua May 11-52, Jordon Dizon 7-28, Ikaika Cabral 2-7, Naumu 6-(minus 6). Kah: Salanoa 9-52, Pula 7-66, Funaki 8-36, Smith 5-40, Moors 1-10, Magic Atuaia 1-2, Colby Unga 1-0, Brenton Kaahu 1-6, Kekoa Kamakeeaina 1-13, Ferron Fonoimoana 1-0, Jarvis Kaka 1-(minus 7).

Passing--Waim: Naumu 3-6-1--84. Kah: Funaki 9-18-4--152 yards, Fonoimoana 0-2-0--0.

Receiving--Waim: Dane Koga 1-49, Aldon Emayo 1-27, Sablan 1-8. Kahuku: Ernest "Vai" Napaa 2-11, Kammerer 2-90, John-Rex Moors 1-19, Saia Hafoka 1-12, Ferron Fonoimoana 2-17, Smith 1-3.

Semifinal – Friday, Nov. 24, 2000 – Aloha Stadium.**Kahuku 41, Kaimuki 26**

	1	2	3	4		Total
Kahuku	7	28	6	0		41
Kaimuki	0	0	7	19		26

Kah--Marcus Salanoa 24 pass from Ferron Fonoimoana (Solomon Lee kick)

Kah--James Kammerer 11 pass from F. Fonoimoana (Lee kick)

Kah--F. Fonoimoana 30 run (Marcus Salanoa pass from Bryson Au)

Kah--Au 54 interception return (Lee kick)

Kah--Saia Hafoka 39 pass from F. Fonoimoana (kick failed)

Kaim--Soloni Taumalolo 18 run (Justin Faimealelei kick)

Kah--Salanoa 67 run (run failed)

Kaim--Jordan Cairns 2 run (Faimealelei kick)

Kaim--Faimealelei 21 pass from Cairns (kick failed)

Kaim--Faimealelei 52 pass from Cairns (run failed)

Rushing--Kah: F. Fonoimoana 16-32, Vai Napaa 2-17, Mulivai Pula 7-48, Salanoa 2-79, Travis Kaka 2-39, Colby Unga 5-32, Team 4-17.

Kaim: Faimealelei 2-1, Chanceton Mirafuentes 12-41, Soloni Taumalolo 10-45, Leland Ohelo 3-8, Kila Kamakawiwo'ole 1-16, Jonathan Ishida 2-17, Jordan Cairns 3-(minus 6), Team 1-(minus 21).

Passing--Kah: Fonoimoana 7-18-1--128. Kaim: Faimealelei 1-6-2 10, Cairns 7-16-0--125.

Receiving--Kah: Kammerer 2-30, Salanoa 1-24, Hafoka 3-55, Kaka 1-19. Kaim: Mirafuentes 1-10, Kamakawiwo'ole 2-18, Daniel Swearingen 1-9, Daniel Tautofi 1-17, Faimealelei 3-81.

Semifinal – Friday, Nov. 24, 2000 – Aloha Stadium. Attendance:**Saint Louis 63, Waianae 10**

	1	2	3	4		Total
Waianae	0	2	0	8		10
Saint Louis	21	14	0	28		63

StL -- Kainoa Fernandez 9 pass from Bobby George (Haa Bento kick)

StL -- Daniel Inferrera 92 pass from Kelika Higa (Haa Bento kick)

StL -- Pesefea Fiaseu 1 run (Haa Bento kick)

StL -- Frank Rivers 8 pass from George (Bento kick)

StL -- Fernandez 31 pass from George (Bento kick)

Wai -- Safety, Bento stepped out of the endzone

StL -- Sanoe Mokuahi 35 pass from George (Bento kick)

StL -- Prince Brown 1 run (Michael Houar kick)

Wai -- Graen Enriquez 88 pass from Brandon Lopes (Teacel Hines pass from Jonah Nunuha)

StL -- Brown 4 run (Kaeo Adams kick)

StL -- Michael Espinueva 24 interception return (Houar kick)

Rushing -- Wai: Lono Manners 12-36, Lopes 6-(minus 23), Nunuha 2-(minus 10), Peter Saroni 7-(minus 1), Chad Rodrigues 2-4, Caleb Paakaula 1-(minus 1), Thomas Gualdarama 1-(minus 1), Team 1-(minus 15). **StL:** Fiaseu 14-86, Inferrera 2-1, Brown 8-74, Bronson Beaver 8-48, Ross Dickerson 1-6, Samson Hoohuli 4-13, Team 1-(minus 6)

Passing -- Wai: Nunuha 3-11-2--28; Lopes 5-15-1--138; Caleb Paakaula 0-1-1--0; Saroni 0-1-0--0.

StL: George 5-12-1--87; Higa 9-17-1--199; Lee Boyd 0-1-0--0.

Receiving -- Wai: Graen Enriquez 4-114, Manners 1-0, Kawika Alana 1-10, Saroni 2-42. **StL:** Fernandez 2-40, Inferrera 3-110, Davin Nakasato 3-46, Fiaseu 1-17, Rivers 1-8, Keahua Bowman 1-4, Kanoa Kaaihili 1-19, Dickerson 1-7, Sanoe Mokuahi 1-35.

**Championship – Friday, Dec. 2, 2000 – Aloha Stadium. Attendance: 14,267
Kahuku 26, Saint Louis 20**

	1	2	3	4	Total
St. Louis	0	7	0	13	20
Kahuku	7	0	7	12	26

Kah--Mulivai Pula 9 run (Solomon Lee kick)

StL--Pesefea Fiaseu 1 run (Haa Bento kick)

Kah--Robert-Marcus Salanoa 1 run (Solomon Lee kick)

StL--Pesefea Fiaseu 22 run (Haa Bento kick)

Kah--Robert-Marcus Salanoa 1 run (kick failed)

Kah--Mulivai Pula 25 run (run failed)

StL--Frank Rivers 5 pass from Kelika Higa (kick failed)

Team Statistics	St. Louis	Kahuku
First Downs	18	18
Rushes-Yards	24-65	54-270
Passing Yards	233	45
Total Offense	57-298	65-315
Passes (Att-Cmp-Int)	33-18-0	11-5-1
Punt Returns-Yards	0-00	2-15
Kickoff Return-Yards	4-76	4-77
Fumbles-Lost	1-0	3-0
Penalties-Yards	4-47	11-98
Punts (No-Avg.)	4-20.3	1-22.0
3rd Down Conversions	5-12	6-16
4th Down Conversions	1-3	3-5
Time of Possession	19:51	28:09

Rushing--St. Louis: Fiaseu 16-88, Higa 4-(minus 24), Beaver 2-(minus 1), Dickerson 2-2.

Kahuku: Salanoa 20-87, Funaki 12-71, Pula 16-112, A.J. Smith 1-1, F. Fonoimoana 1-1, E. Atuaia 2-4, Team 2-(minus 4)

Passing--St. Louis: Higa 13-19-0 165, George 5-14-0 68. **Kahuku:** Funaki 5-11-1 45.

Receiving--St. Louis: Dickerson 8-130, Fernandez 2-36, Nakasato 3-35, Inferrera 1-15, Mokuahi 2-8, Rivers 2-9. **Kahuku:** Hafoka 4-42, Napaa 1-3.

2001



**Quarterfinal – Friday, Nov. 16, 2001 – Aloha Stadium
Kahuku 57, Lahainaluna 14**

	1	2	3	4	Total
Lahainaluna (8-2)	7	7	0	0	14
Kahuku (11-0)	7	29	7	14	57

Kah -- James Kammerer 18 pass from Inoke Funaki (Solomon Lee kick)
 Lah -- Laulile Latu 9 run (Ikaika Neizman kick)
 Kah -- Travis Kaka 62 pass from Funaki (Lee kick)
 Lah -- Kainoa Casco 5 run (Neizman kick)
 Kah -- Kammerer 35 pass from Funaki (Lee kick)
 Kah -- Kaka 15 pass from Ferron Fonoimoana (Lee kick)
 Kah -- Pula 54 pass from Funaki, with lateral (Pula run)
 Kah -- Pula 7 run (Savannah Sabido kick)
 Kah -- Kammerer 30 pass from Funaki (Sabido kick)
 Kah -- Kekoa Kamakeaina 9 run (Lee kick)

RUSHING -- Kahuku: M. Pula 10-83, Atuaia 2-44, Bartron 2-21, Oto 2-19, Perez 2-12, Kamakeaina 2-10, S. Pula 1-8, Leung-Choi 5-8, Tui 2-6, H. Fonoimoana 1-3, Kaka 1-3, Ah Quin 1-1, Kotobalavu 1-(minus-1), Funaki 3-(minus-4). **Lahainaluna:** Casco 16-37, Latu 8-35, Poci 8-23, A. Ancog- 1-5, Neizman 2-0, Nakihei 2-(minus-2).

PASSING -- Kahuku: Funaki 11-15-1-307, L. Fonoimoana 2-3-0-54. **Lahainaluna:** Casco 1-6-0-70, Nakihei 0-1-0-0.

RECEIVING -- Kahuku: Kammerer 5-136, Kaka 5-114, L. Fonoimoana 2-46, M. Pula 1-40, Chase 1-25 **Lahainaluna:** Neizman 1-70.

**Quarterfinal – Friday, Nov. 16, 2001 – Aloha Stadium
Saint Louis 54, Aiea 7**

	1	2	3	4	Total
Saint Louis (9-0-1)	21	20	7	6	54
Aiea (10-1)	0	0	7	0	7

StL: Jason Rivers 23 pass from Bobby George (Mike Houar kick)
StL: Barry Batts 2 run (Houar kick)
StL: Prince 7 run (Houar kick)
StL: Rivers 40 pass from George (Kick failed)
StL: Rivers 46 pass from George (Houar kick)
StL: Justin Cabangsag 7 run (Houar kick)
Aiea: Calvin Martinez 33 pass from Reuben Medeiros (Jeffrey Veal kick)
StL: Brown 3 run (Houar kick)
StL: Batts 4 run (Kick blocked)

RUSHING--St. Louis: Batts 9-95, Brown 9-81, Marcus Higa 7-26, R. Dickerson 2-18, Keahua Bowman 1-13, Cabangsag 3-11, George 3-0, Andy Kubic 1-(-1). **Aiea:** Lole Laolagi 12-(-27), Faasalele Neemia 4-23, Kalani Kekawa 2-(-5), Dustin Grace 1-8, Jordan Moniz 1-4.

PASSING--St Louis: George 8-12-3-0-240, Kubic 1-2-0-0-29, Chris Sokugawa 1-1-0-0-35 **Aiea:** Laolagi 11-22-0-1-40, Grace 2-3-0-0-8, Bryan Tucker-Salas 0-1-0-0-0, Medeiros 1-1-1-0-33.

RECEIVING--St. Louis: Rivers 3-109, Todd Dickerson 1-5, Bowman 2-59, Frank Fernandez 1-22, Tito Sallas 2-80, Jon Amano 1-29 **Aiea:** Chris Antonio 3-11, Medeiros 4-20, Neemia 2-6, Nate Olaivar 1-(-3), Richard Rodrigues 1-6, Tucker-Salas 1-4, Martinez 1-33, Kekawa 1-4.

**Quarterfinal – Friday, Nov. 16, 2001 – Vidinha Stadium
Waimea 41, Castle 20**

	1	2	3	4	Total
Castle (8-4)	7	0	6	7	20
Waimea (8-1)	6	14	7	14	41

Cas -- Loren Lum 7 run (Nolan Miranda kick)
 Waim -- Jordon Dizon 1 run (kick blocked)
 Waim -- Oliver Villanueva 9 pass from Adrian Agan (kick failed)
 Waim -- Dizon 57 run (Dane Koga from Agan)
 Waim -- Brandon Malama 1 run (Agan kick)
 Cas -- Dayton Ah Nee 20 pass Joel Botelho (kick failed)
 Waim -- Malama 1 run (Agan kick)
 Cas -- Jared Suzuki 17 pass from Botelho (Miranda kick)
 Waim -- Malama 1 run (Agan kick)

RUSHING -- Castle: Fale Taupaki 4-30, Ikaika Ho 3-(-1), Botelho 8-33, Lum 1-7, Ola Keliiholokai 9-29, Preston Kaneao 2-(-26). Waimea: Dizon 5-73, Chesley Barba 30-152, Timmy Chang-Wo 12-167, Agan 1(-8), Rayson Cacal 1-9, Malama 8-55.

PASSING -- **Castle:** Botelho 21-39-0-274. **Waimea: Agan 2-5-0-23.**

RECEIVING -- **Castle:** Keliiholokai 2-12, Ho 3-31, Kaneao 3-25, Lum 8-136, Ah Nee 2-39, Suzui 2-33, Randon Ah Mow 1-(-2). **Waimea:** Villanueva 1-9, Chang Wo 1-14.

**Quarterfinal – Friday, Nov. 16, 2001 – Wong Stadium
Kailua 53, Waiakea 8**

	1	2	3	4	Total
Kailua (10-2)	6	26	14	7	53
Waiakea (8-3)	0	0	8	0	8

Kail – Taleki Mailau 1 run (kick failed)
 Kail – Mailau 1 run (pass failed)
 Kail – Nathan Leaver 20 run (kick failed)
 Kail – Brenton Harbottle 5 run (Harbottle run)
 Kail – McDonald Abejon 24 pass from Mailau (pass failed)
 Waiak – David Rodrigues 44 pass from Jomo Young (Shannon Camero pass from Young)
 Kail – Leaver 16 run (run failed)
 Kail – Mailau 12 run (Harbottle run)
 Kail – Leaver 86 run (Jonathan Heu kick)

RUSHING – **Kailua:** Leaver 9-179, Mailau 12-105, Harbottle 16-90, Micah Brown 4-0. **Waiakea:** Young 7-9, Samson Anzai 4-1, Rodrigues 1-(minus 3), Camero 2-(minus 8), Kamlu Keawe 1-(minus 12).

PASSING – **Kailua:** Mailau 8-13-0--125. **Waiakea:** Young 7-26-0—118, Keawe 1-3-0—24, Kawika Reed 0-4-0—0, Myles Ione 0-1-0—0.

RECEIVING – **Kailua:** Abejon 2-41, Ryan Lum 2-37, Kealii Kalahiki 3-26, Kerek Kaihenui 1-21. **Waiakea:** Rodrigues 3-79, Ben Fontes 2-27, Camero 1-24, Keawe 1-10, Branden Watanabe 1-2.

Semifinal – Friday, Nov. 23, 2001 – Aloha Stadium**Kahuku 21, Waimea 7**

	1	2	3	4		Total
Waimea (8-2)	0	0	0	7		7
Kahuku (13-0)	0	13	8	0		21

Kah -- Ferron Fonoimoana 24 pass from Inoke Funaki (Solomon Lee kick)

Kah -- Fonoimoana 22 pass from Funaki (kick failed)

Kah -- Mulivai Pula 11 run (Jonathan Mapu pass from Funaki)

Waim -- Rayson Cacal 27 interception return (Adrian Agan kick)

Rushing -- Waimea: Chesley Barba 7-12, Jordon Dizon 4-21, Agan 1-0, Timmy Chang Wo 12-54, Cacal 3-(-1), Bandon Malama 1-0, Jon Palacio 1-(-7). **Kahuku:** Funaki 10-129, Pula 9-63, Earvin Atuaia 6-18, F. Fonoimoana 2-5, Kimo Leung-Chio 8-75, Travis Kaka 4-12, Hans Fonoimoana 2-7.

Passing -- Waimea: Agan 1-7-1-6, Palacio 0-2-0-0, Chang Wo 0-2-1-0. **Kahuku:** Funaki 8-19-1-162.

Receiving -- Waimea: Chang Wo 1-6. **Kahuku:** Kaka 1-4, James Kammerer 1-27, Benjamin Chase 3-75, F. Fonoimoana 3-56.

Semifinal – Friday, Nov. 23, 2001 – Aloha Stadium**Saint Louis 49, Kailua 7**

	1	2	3	4		Total
Saint Louis (10-0-1)	14	21	14	0		49
Kailua (10-3)	0	7	0	0		7

StL -- Prince Brown 1 run (Mike Houar kick)

StL -- Barry Batts 4 run (Houar kick)

StL -- Brown 16 run (Houar kick)

Kail -- David Kaihenui 65 pass from Taleki Mailau (John Heu kick)

StL -- Jason Rivers 9 pass from Bobby George (Houar kick)

StL -- Rivers 31 pass from George (Kaeo Adams kick)

StL -- Rivers 47 pass from George (Adams kick)

StL -- Todd Dickerson 41 fumble recovery (Adams kick)

RUSHING -- St. Louis: Brown 10-71, Batts 6-59, Cabansag 10-50, Bowman 3-26, Ross Dickerson 4-15, Higa 5-14, George 2-(-14), Kubic 1-(-15). **Kailua:** Mailau 14-33, Leaver 2-1, Harbottle 5-(-2).

PASSING -- St. Louis: George 8-12-3-1-198, Sokugawa 1-2-0-0-43, Kubic 0-1-0-0. **Kailua:** Mailau 8-15-1-2-125.

RECEIVING -- St. Louis: Rivers 7-179, Bowman 1-43, Fernandez 1-19. **Kailua:** Kaihenui 3-66, Kalahiki 2-27, Soalo 1-20, Kalaaui 1-11, Abejon 1-1.

Championship – Friday, Nov. 30, 2001 – Aloha Stadium. Attendance: 24,841

Kahuku 21, Saint Louis 14

	1	2	3	4	Total
Kahuku (14-0)	0	7	14	0	21
Saint Louis (10-1-1)	0	7	0	7	14

Kah -- Mulivai Pula 3 run (Solomon Lee kick)

StL -- Jason Rivers 34 pass from Chris Sokugawa (Michael Houar kick)

Kah -- Inoke Funaki 76 run (Lee kick)

Kah -- Pula 82 run (Lee kick)

StL -- Rivers 10 pass from Bobby George (Houar kick)

Team Statistics	Kahuku	Saint Louis
First Downs	12	10
Rushes-Yards	50-334	13-27
Passing Yards	28	188
Total Offense	61-362	50-215
Passes (Att-Cmp-Int)	8-3-0	39-18-0
Punt Returns-Yards	1-8	0-0
Kickoff Return-Yards	1-16	3-45
Fumbles-Lost	3-1	0-0
Penalties-Yards	11-118	6-44
Punts (No-Avg.)	5-26.4	3-33.0
Time of Possession	31:03	16:57

RUSHING -- Kahuku: Mulivai Pula 2-212, Inoke Funaki 16-111, Kimo Leung-Chio 7-21, Ferron Fonoimoana 1-3, Robert Tuifua 1-3, Earvin Atuaia 1-1, Team 1-(minus-14). **St. Louis:** Ross Dickerson 3-18, Prince Brown 2-8, Keahua Bowman 1-4, Bobby George 3-2, Justin Cabansag 1-0, Chris Sokugawa 1-(-2), B.J. Batts 3-(minus-4).

PASSING -- Kahuku: Funaki 3-8-0-28. **St. Louis:** George 15-37-0-145, Sokugawa 2-2-0-43.

RECEIVING -- Kahuku: James Kammerer 2-19, Pula 1-9. **St. Louis:** Rivers 6-98, Kainoa Fernandez 5-48, Tito Sallas 3-24, Dickerson 2-16, Bowman 1-2.

LEADING TACKLERS -- Kahuku: Darrell Tachibana 9 tackles, Jonathan Mapu 6 hurries. **St. Louis:** Taualai Fonoti 11 tackles, Timo Paepule 10 tackles.

2002



**Quarterfinal – Friday, Nov. 22, 2002 – Aloha Stadium
Castle 35, Hawaii Prep 0**

	1	2	3	4	Total
Hawai'i Prep	0	0	0	0	0
Castle	0	13	8	14	35

CAST—Ikaika Ho 13 pass from Jacob Ramos (Ethan Gonsalves kick)

CAST—Ramos 14 run (run failed)

CAST—Jared Suzui 74 punt return (Ramos run)

CAST—Louis Mansanas 6 run (Gonsalves kick)

CAST—Ernesto Lopez 44 interception return (Gonsalves kick)

RUSHING--Hawai'i Prep: Brad Lau 27-137, Carl Lam 0-1 (fumble), Leighton Hind IV 2-0, Patrick Blasdell 16-(minus 26). Castle: Kawika Sebay 8-79, Jacob Ramos 9-36, Emil Kruse 1-6, Louis Mansanas 1-6, Elde Agcaoili 1-2.

PASSING--Hawai'i Prep: Blasdell 4-15-1--71. Castle: Ramos 14-22-1--166, Mansanas 2-3-0--23.

RECEIVING--Hawai'i Prep: Kyle Lee 1-42, Carl Lam 2-23, Scott Paulson 1-6. Castle: Ho 5-67, Suzui 5-66, Kawika Sebay 4-41, Blaze Soares 1-8, Gonsalves 1-7.

**Quarterfinal – Friday, Nov. 22, 2002 – Aloha Stadium
Saint Louis 41, Farrington 23**

	1	2	3	4	Total
Saint Louis	7	7	14	13	41
Farrington	7	10	0	6	23

Farr—Matt Bell 31 pass from Royce Machado (Smith Lafaele kick)

StL—Jason Rivers 2 run (Kaeo Adams kick)

Farr—FG Lafaele 31

StL—Shane Butcher 27 pass from Bobby George (Adams kick)

Farr—Bell 15 pass from Machado (Lafaele kick)

StL—B.J. Batts 49 run (Adams kick)

StL—Rivers 28 pass from George (Adams kick)

StL—Justin Cabansag 1 run (Adams kick)

StL—Batts 3 run (kick blocked)

Farr—Bell 31 pass from Machado (run failed)

RUSHING—St. Louis: Cabansag 10-61, Batts 11-102, Rivers 2-17, Wyatt Williams 3-14, Derrick Huhu 1-(minus 2), Kealii Perbera 1-9, Justin Kruse 1-(minus 3), Stanley Nihipali 1-20. Farrington: Bell 14-50, Jostin Waialae 2-3, Machado 12-51.

PASSING—St. Louis: George 20-28-3-225. Farrington: Machado 17-25-0-196, Bell 2-3-0--59.

RECEIVING—St. Louis: Butcher 5-54, Rivers 10-137, Batts 1-(minus 1), Johnny Gentry 3-24, Cabansag 1-11. Farrington: Dionte Nomaaea 8-125, Alvin Faumui 1-17, Bell 10-113.

**Quarterfinal – Friday, Nov. 22, 2002 – Vidinha Stadium
Waimea 24, Kailua 21**

	1	2	3	4		Total
Kailua	7	0	0	14		21
Waimea	3	21	0	0		24

Kail—Bradley Ching 16 pass from Ransen Kepa (Albert Kaleo kick)

Waim—FG Cory Rita 37

Waim—Jordon Dizon 1 run (Rita kick)

Waim—Dane Koga 25 Interception return (Rita kick)

Waim—Dizon 1 run (Rita kick)

Kail—Dylan Linkner 10 pass from Kepa (Kaleo kick)

Kail—Kelalii Kalahiki 14 pass from Kepa (Kaleo kick)

RUSHING—Kailua: Nathan Leaver 14-50, Kepa 11-20, Eric Sua 7-18, Kalahiki 3-minus 4. Waimea: Dizon 23-64, Pomaikai Chang-Woo 5-29, Hon Palacio 4-9, Koga 1-minus 4.

PASSING—Kailua: Kepa 18-27-6—241. Waimea: Palacio 4-11—107.

RECEIVING—Kailua: Kalahiki 5-80, Ching 5-66, David Daihenui 4-46, Bronson Kamaka 2-28, Linkner 2-21. Waimea: Tyson Fernandez 2-77, Dizon 1-10, Austin Alquiza 1-20.

**Quarterfinal – Friday, Nov. 22, 2002 – War Memorial Stadium
McKinley 28, Baldwin 14**

	1	2	3	4		Total
McKinley	7	0	7	14		28
Baldwin	0	6	0	8		14

McK—Iama Lauvao 8 pass from Abel Werner (John Mai kick)

Bald—FG Michael Donohoo 22

Bald—FG Donohoo 45

McK—Michael Vasconcellos 3 run (Mai kick)

McK—Werner 9 run (kick failed)

Bald—Kaluka Maiava 1 run (J.J. Eno run)

McK—Quinton Sayers 28 run (Vasconcellos pass from Werner)

RUSHING—McKinley: Werner 12-(minus 10), Vasconcellos 20-75, Bumanglag 3-20, Golden Lawrence 1-(minus 3), Sayers 1-28. Baldwin: Donohoo 4-(minus 4), Waylen Costa 13-20, Akamu Aki 1-8, Gered Mochizuki 1-7, Maiava 1-1.

PASSING—McKinley: Werner 15-27-1--248. Baldwin: Donohoo 15-32-2--207.

RECEIVING—McKinley: Lauvao 2-49, Bumanglag 4-32, Iakopo Taumua 1-12, Isaiah Iaea 7-94, Anapuni Coleman 1-61. Baldwin: Aki 6-59, Eno 5-95, Mochizuki 2-9, Cody Nakamura 1-38, Reid Kaya 1-6.

Semifinal – Friday, Nov. 29, 2002 – Aloha Stadium**Saint Louis 51, Waimea 0**

	1	2	3	4		Total
Waimea	0	0	0	0		0
Saint Louis	23	21	7	0		51

StL -- Pono Vierra 44 punt return (Kaeo Adams kick)
 StL -- Shane Butcher 19 pass from Bobby George (Adams kick)
 StL -- FG Adams 30
 StL -- Justin Cabansag 1 run (kick failed)
 StL -- B.J. Batts 3 run (Adams kick)
 StL -- Batts 1 run (Adams kick)
 StL -- Cabansag 2 run (Adams kick)
 StL -- Tani Nahalea 16 fumble recovery (Adams kick)

RUSHING -- Waimea: Jordon Dizon 21-25, Rhyan Parbo 2-9, Gary Mata 2-0, Jon Palacio 3-(-15). **St. Louis:** Cabansag 12-91, Batts 7-67, Justin Kruse 5-17, George 3-16, Wyatt Williams 6-11, Derrick Hohu 1-10, Kealii Perbera 2-7, Jason Rivers 1-2.

PASSING -- Waimea: Palacio 4-14-4-55, Austin Alquiza 0-1-0-0. **St. Louis:** George 7-14-0-109, Stanley Nihipali 0-2-1-0.

RECEIVING -- Waimea: Dane Koga 2-33, Tyson Fernandez 1-24, Dizon 1-(-2). **St. Louis:** Butcher 4-67, Rivers 2-27, Shawn Kauleinamoku 1-15.

Semifinal – Friday, Nov. 29, 2002 – Aloha Stadium. Attendance: 8,077**Castle 27, McKinley 21 (3 OT)**

	1	2	3	4	OT1	OT2	OT3	Total
McKinley	0	0	7	7	0	7	0	21
Castle	0	0	0	14	0	7	6	27

McK -- Iama Lauvao 34 pass from Abel Werner (John Mai kick)
 Cast -- Ikaika Ho 71 punt return (Ethan Gonsalves kick)
 McK -- Isaiah Iaea 18 pass from Werner (Mai kick)
 Cast -- Jacob Ramos 1 run (Gonsalves kick)
 McK -- Werner 1 run (Mai kick)
 Cast -- Ramos 17 run (Gonsalves kick)
 Cast -- Sebay 9 run

RUSHING — McKinley: Michael Vasconcellos 21-46, Werner 15-(minus 23), Joshua Bumanglag 1-(minus 1). **Castle:** Sebay 15-70, Jared Suzui 1-4, Ramos 17-39.

PASSING — McKinley: Werner 15-40-4—216, **Castle:** Ramos 18-29-1—162.

RECEIVING — McKinley: Lauvao 6-97, Iaea 4-84, Bumanglag 2-15, Vasconcellos 3-20. **Castle:** Suzui 6-37, Sebay 4-18, Ho 6-63, Matt Kanahele 1-32, Ernesto Lopez 1-12.

Championship – Friday, Dec. 6, 2002 – Aloha Stadium. Attendance: 10,935

Saint Louis 34, Castle 15

	1	2	3	4	Total
Saint Louis	7	13	7	7	34
Castle	0	6	3	6	15

(Note: Game called with 43 seconds remaining in the 4th quarter as all players left the bench during a fight on the field.)

StL -- Shaun Kauleinamoku 4 pass from Bobby George (Kaeo Adams kick)

StL -- B.J. Batts 1 run (Adams kick)

Cas -- FG Ethan Gonsalves 25

Cas -- FG Gonsalves 36

StL -- B.J. Batts 99 kickoff return (kick failed)

Cas -- FG Gonsalves 32

StL -- Justin Cabansag 3 run (Adams kick)

Cas -- Ernesto Lopez 23 blocked field goal return (kick failed)

StL -- Batts 10 run (Adams kick)

Team Statistics	St. Louis	Castle
First Downs	15	12
Rushes-Yards	36-163	27-50
Passing Yards	170	160
Total Offense	56-333	57-210
Passes (Att-Cmp-Int)	20-11-1	30-13-3
Punt Returns-Yards	2-1	3-62
Kickoff Return-Yards	3-106	4-106
Fumbles-Lost	5-1	3-1
Penalties-Yards	9-36	5-36
Punts (No-Avg.)	7-30.4	4-30.8
3rd Down Conversions	2-9	2-11
4th Down Conversions	0-0	0-2
Time of Possession	26:01	21:16

RUSHING -- St. Louis: Batts 11-73, Cabansag 19-106, Jason Rivers 1-3, Wyatt Williams 1-(minus-5), George 4-(minus-14). **Castle:** Kawika Sebay 7-30, Jacob Ramos 16-22, Jared Suzui 1-5, Louis Mansanas 3-(minus-7).

PASSING -- St. Louis: George 11-20-1-170. **Castle:** Ramos 13-30-3-160.

RECEIVING -- St. Louis: Shane Butcher 3-91, Rivers 4-44, Batts 3-31, Kauleinamoku 1-4. **Castle:** Ikaika Ho 3-40, Suzui 6-73, Ernesto Lopez 1-8, Sebay 2-11, Matt Kanahela 1-28.

2003 Division 1



Quarterfinal – Friday, Nov. 21, 2003 – Aloha Stadium Kahuku 41, Kauai 3

	1	2	3	4	Total
Kauai	0	3	0	0	3
Kahuku	0	7	27	7	41

Kauai -- Cody Kimura FG 21
Kah -- Paea Vaimoui 3 run (Michael Tuia kick)
Kah -- Vaimoui 8 run (Tuia kick)
Kah -- Toriano Taulogo 60 punt return (kick failed)
Kah -- Vaimoui 1 run (Dustin Huddy rush)
Kah -- Bronson Ponciano-Ahue 4 run (rush failed)
Kah -- Dustin Huddy 42 run (Tuia kick)

RUSHING—Kaua'i: Kekoa Crowell 4-20, Niko Elvienia 6-4, West Victorino 3-(minus 3), Kevin Cadiante 3-(minus 11). Kahuku: Dustin Huddy 10-89, Paea Vaimoui 14-50, Cy Naki 5-33, Manu Ngatikaura 3-18, Bronson Ponciano-Ahue 3-16, Kurtney Silva 2-13, Simote Ve'a 3-13, Spencer Hafoka 2-5, Michael Garcia 1-4, Jon Rickertson 1-3, Keola Silva 1-1.

PASSING—Kaua'i: Crowell 9-23-2—97, Kaulana Lemke 0-10-2—0, Victorino 0-1-0—0. Kahuku: Ponciano-Ahue 1-7-0—9, Silva 2-7-0—32.

RECEIVING—Kaua'i: Cadiante 3-42, Garen Itamura 3-15, Justin Arakaki 2-38, Elvienia 1-2. Kahuku: Frank Bracewell 1-21, Stanley Kava 1-11, Naki 1-9.

Quarterfinal – Friday, Nov. 21, 2003 – Kea'au Stadium Farrington 27, Hilo 0

	1	2	3	4	Total
Farrington	7	14	6	0	27
Hilo	0	0	0	0	0

Farr – Alvin Faumui 47 pass from Eti Atonio (Ropeti Gafa kick)
Farr – Matt Bell 4 run (Gafa kick)
Farr – Faumui 17 pass from Atonio (Gafa kick)
Farr – Bell 15 run (kick failed)

RUSHING—Farrington: Bell 22-119, Ameko Vaimasanuu 3-13, Faumui 1-(minus 2), Atonio 5-(minus 11), Jostin Waialae 2-5, James Manuwai 1-2, Kenneth Faumui 1-8, James Hakuole 3-13. Hilo: Royden Nabarro 17-141, Matt Haasenritter 7-(minus 4), Wendell Castro 1-(minus 9), Shawn Dearing 1-(minus 4), Nui Spikes 3-(minus 1).

PASSING—Farrington: Atonio 11-15-1—179. Hilo: Haasenritter 3-6-2—23.

RECEIVING—Farrington: Faumui 6-126, Bell 3-29, Harrison Harris 2-24. Hilo: Kekoa Chavez 1-4, Dearing 1-21, Keoni Cooper 1-minus 2.

Quarterfinal – Friday, Nov. 21, 2003 – Aloha Stadium
Saint Louis 47, Mililani 12

	1	2	3	4		Total
Saint Louis	7	13	27	0		47
Mililani	0	6	0	6		12

StL -- Desmond Hanohano 81 pass from Kealii Perbera (C.J. Santiago kick)

StL -- Hanohano 7 pass from Perbera (kick failed)

Mil -- Jon Santos 53 pass from Maka Kahoano (kick failed)

StL -- Hanohano 34 pass from Perbera (Santiago kick)

StL -- Hanohano 63 pass from Perbera (Santiago kick)

StL -- Gabriel Vierra 46 interception return (Bruce Mann kick)

StL -- B.J. Batts 2 run (Santiago kick)

StL -- Stanley Nihipali 8 run (kick failed)

Mil -- Santos 40 pass from Kahoano (kick failed)

RUSHING—Saint Louis: Batts 10-55, Nihipali 2-14, Shaun Kauleinamoku 1-5, Cody Wells 1-1, Wyatt Williams 2-0, Maka'ala Kuewa 1-(minus 1), Perbera 2-(minus 7). Mililani: Apduhan 13-63, Peter Raneses 6-28, Carlo Raneses 5-19, Aran Bisho 2-1, Kahoano 9-(minus 6).

PASSING—Saint Louis: Perbera 9-16-0—290, Nihipali 1-2-0—43. Mililani: Kahoano 11-21-1—160

RECEIVING—Saint Louis: Hanohano 9-307, Aaron Bain 1-26. Mililani: Bisho 5-41, Santos 4-105, Michael Pacada 1-11, P. Raneses 1-3.

Quarterfinal – Friday, Nov. 21, 2003 – War Memorial Stadium
Baldwin 20, Kailua 13

	1	2	3	4		Total
Kailua	0	6	0	7		13
Baldwin	7	6	0	7		20

Bald – Shevis Shima 58 pass from Roy Antolin (JJ Eno kick)

Bald – FG Eno 28

Kail – Damien Torres 18 run (kick blocked)

Bald – FG Eno 17

Bald – Kaluka Maiava 16 run (Eno kick)

Kail – Torres 34 run (Michael Sakaba kick)

RUSHING—Kailua: Kelroy Kohatsu 9-(minus 6), Kekoa Sua 13-57, Damien Torres 16-98, Ryan Rodrigues 1-0. Baldwin: Roy Antolin 6-4, Waylin Costa 27-143, Kaluka Maiava 4-19, Larrin Wada 1-0.

PASSING—Kailua: Kohatsu 1-7-1—27. Baldwin: Antolin 8-14-1—125.

RECEIVING—Kailua: Sua 1-27. Baldwin: J.J. Eno 2-9, Shevis Shima 3-106, Cody Nakamura 1-11, Costa 1-minus 7, Maiava 1-6.

**Semifinal – Friday, Nov. 28, 2003 – Aloha Stadium
Kahuku 35, Farrington 7**

	1	2	3	4		Total
Kahuku	7	8	14	6		35
Farrington	7	0	0	0		7

Farr-- Matt Bell 5 pass from Alvin Faumui (Ropeti Gafa kick)
 Kahu -- Dustin Huddy 3 run (Michael Tuia kick)
 Kahu -- Darre Magalogo 19 run (Huddy run)
 Kahu -- Tevita Finau 30 pass from Waika Carvalho (Tuia kick)
 Kahu -- Torian Taulogo 48 punt return (Tuia kick)
 Kahu -- Spencer Hafoka 31 pass from Kurtney Silva (kick failed)

RUSHING—Kahuku: Huddy 13-85, Cy Naki 7-58, Paea Vaimoui 4-56, Magalogo 5-47, Afa Garrigan 1-29, Hyrum Moors 6-12, Kamuela Alisa 1-0, Carvalho 6-(minus 1), Silva 2-(minus 4), MJ Ngatikaura 1-(minus 5). Farrington: Matt Bell 17-60, Jostin Waialae 3-10, Ame Vaimasanuu 1-(minus 1), Eti Atonio 10-(minus 22).

PASSING—Kahuku: Carvalho 10-17-1—195. Silva 2-4-0—40, Redmond Tutor 0-1-0—0. Farrington: Atonio 6-16-2—75, Faumui 1-4-0—5.

RECEIVING—Kahuku: Hafoka 6-133, Finau 3-86, Frank Bracewell 2-7, Naki 1-9. Farrington: Bell 4-22, Faumui 2-32, Harrison Harris 1-26.

**Semifinal – Friday, Nov. 28, 2003 – Aloha Stadium. Attendance: 6,882
Saint Louis 48, Baldwin 6**

	1	2	3	4		Total
Baldwin	6	0	0	0		6
Saint Louis	10	12	19	7		48

StL--Desmond Hanohano 55 pass from Kealii Perbera (Charles Santiago kick)
 Bald--Cody Nakamura 23 pass from Roy Antolin (J.J. Eno kick)
 StL--Santiago 29 FG
 StL--B.J. Batts 11 run (kick blocked)
 StL--Johnny Gentry 2 pass from Perbera (kick blocked)
 StL--Batts 92 kickoff return (kick failed)
 StL--Gentry 17 pass from Perbera (Santiago kick)
 StL--Batts 1 run (kick failed)
 StL--Dayne Nohara 58 interception return (Santiago kick)

RUSHING—Baldwin: Weylin Costa 18-68, Antolin 5-54, J.J. Eno 1-6, Shevis Shima 2-(minus 6). Saint Louis: Batts 16-92, Shaun Kauleinamoku 5-16, Stanley Nihipali 1-9, Wyatt Williams 2-9, Kevin Sullivan 1-5, Cody Wells 1-5, Perbera 1-2, Lechman Fiaseu 1-(minus 2).

PASSING—Baldwin: Antolin 10-29-4—140. Saint Louis: Perbera 17-27-0—290, Nihipali 0-1-0—0.

RECEIVING—Baldwin: Eno 4-43, Nakamura 3-43, Shima 2-47, Kahai Sevilla 1-7. Saint Louis: Kauleinamoku 8-73, Hanohano 3-107, Gentry 3-43, Nicholas Inferrera 1-42, Batts 1-13, Maka'ala Kuewa 1-12.

**Championship – Friday, Dec. 5, 2003 – Aloha Stadium. Attendance: 15,061
Kahuku 27, Saint Louis 26**

	1	2	3	4		Total
Saint Louis	7	9	7	3		26
Kahuku	7	0	14	6		27

Kah--Paea Vaimoui 11 run (Michael Tuia kick)
 StL--Shaun Kauleinamoku 5 run (C.J. Santiago kick)
 StL--FG Santiago 37
 StL--FG Santiago 26
 StL--FG Santiago 36
 StL--Wyatt Williams 1 run (Santiago kick)
 Kah--Darren Magalogo 5 run (Vaimoui run)
 Kah--Dustin Huddy 2 run (pass failed)
 StL--FG Santiago 36
 Kah--Magalogo 3 run (pass failed)

Team Statistics	Saint Louis	Kahuku
First Downs	18	15
Rushes-Yards	34-101	45-244
Passing Yards	180	96
Total Offense	59-281	59-340
Passes (Att-Cmp-Int)	25-13-2	14-3-2
Punt Returns-Yards	0-0	2-66
Kickoff Return-Yards	5-62	4-105
Fumbles-Lost	1-0	4-2
Penalties-Yards	4-27	9-65
Interceptions-Yards	2-0	2-46
Punts (No-Avg.)	3-28.3	1-16.0
3rd Down Conversions	6-14	5-12
4th Down Conversions	0-0	1-4
Time of Possession	27:16	20:44

RUSHING: Saint Louis, B.J. Batts 23-101, Kauleinamoku 4-17, Williams 2-5, Kealii Perbera 4-(minus-9), Stanley Nihipali 1-(minus-13). Kahuku, Vaimoui 17-131, Waika Carvalho 9-38, Cy Naki 6-29, Magalogo 7-27, Huddy 6-19.

PASSING: Saint Louis, Perbera 13-25-2-180. Kahuku, Carvalho 3-14-2-96.

RECEIVING: Saint Louis, Desmond Hanohano 6-116, Kauleinamoku 3-14, Batts 2-14, Aaron Bain 1-22, Maka'ala Kuewa 1-14. Kahuku, Spencer Hafoka 2-62, Tevita Ofa 1-34.

2004 Division 1



Quarterfinal – Friday, Nov. 19, 2004 – Kealakehe Stadium Leilehua 28, Kealakehe 7

	1	2	3	4	Total
Leilehua	0	14	7	7	28
Kealakehe	7	0	0	0	7

Kea — Bo Montgomery 13 pass from Eddie Lee (Bryant Sawada kick)

Lei — Mene Coffin 4 pass from Bryant Moniz (Ryan Bibilone kick)

Lei — Justin Lawelawe 6 run (Bibilone kick)

Lei — Chustin Senas 20 pass from Moniz (Bibilone kick)

Lei — Lawelawe 38 run (Bibilone kick)

RUSHING — Lei: Lawelawe 14-87, Guy Cantrell 6-29; Kea: Jinho Tohara 28-115, Max Papali'i 4-20, Jamie Au Hoon 1-2, Shaun Santiago 2-(minus-3), Malkum Cochero-Wimbish 2-(minus-3), Tai Papali'i 1-(minus-3).

PASSING — Lei: Moniz 20-36-0—188, Anthony Palomares 0-1-0—0; Kea: Lee 2-8-1—18, Tohara 0-2-0—0.

RECEIVING — Lei: Palomares 7-81, Lawelawe 5-36, Cantrell 3-19, Senas 1-20, Tianeva Tyrell-Edra 1-13, BJ Fruean 1-8, Dwight Villanueva 1-7, Coffin 1-4; Kea: Montgomery 1-13, Cochero-Wimbish 1-5.

Quarterfinal – Friday, Nov. 19, 2004 – War Memorial Stadium Lahainaluna 41, Mililani 34

	1	2	3	4	Total
Mililani	0	6	13	15	34
Lahainaluna	6	15	0	20	41

Lah—Rylan Ancog 7 pass from Preston Medeiros (kick blocked)

Lah—Wayne Phillips 4 run (Medeiros run)

Mili—Jordan Apduhan 17 run (kick failed)

Lah—Glen Kuresa 42 fumble return (Colby Wykoff kick)

Mili—Nick Rogers 14 pass from Maka Kahoano (Jordan Torres kick)

Mili—Rogers 21 fumble recovery after Torres 21 pass from Kahoano (run failed)

Mili—Rogers 16 pass from Kahoano (Tercy pass from Kahoano)

Lah—Phillips 9 run (kick failed)

Lah—Kuresa 8 run (Wykoff kick)

Mili—Kahoano 2 run (Torres kick)

Lah—Medeiros 1 run (Wykoff kick)

RUSHING—Mililani: Kahoano 10-16, Kekoa Perbera 13-59, Torres 6-19, Joseph Greene 1-3, Jordan Apduhan 8-64, Jason Alexander 2-8. Lahainaluna: Medeiros 7-14, Phillips 16-144, Maielua 12-64, Tony Tafea 1-1, Carson Chihara 2-3, Team 1-(minus 19), Kuresa 3-33.

PASSING—Mililani: Kahoano 9-15-1—158. Lahainaluna: Medeiros 7-12-0—162, Phillips 0-1-1—0.

RECEIVING—Mililani: Rogers 3-56, Perbera 3-51, Torres 1-24, Josh Moracco 2-27. Lahainaluna: Stanley Malamala 2-60, Ancog 4-90, Phillips 1-12.

**Semifinal – Friday, Nov. 26, 2004 – Aloha Stadium
Leilehua 17, Kahuku 14**

	1	2	3	4		Total
Leilehua	10	7	0	0		17
Kahuku	0	6	0	8		14

Lei—FG Ryan Bibilone 35

Lei—Chustin Senas 10 pass from Bryant Moniz (Bibilone kick)

Kah—Siaosi Lauhingoa 8 run (run failed)

Lei—Justin Lawelawe 25 run (Bibilone kick)

Kah—Redmond Tutor 25 pass from Bronson Ponciano-Ahue (Ponciano-Ahue pass from Spencer Hafoka).

RUSHING—Leilehua: Justin Lawelawe 21-61, Guy Cantrell 3-7, Bryant Moniz 1-4, Team 2-(minus 2).
Kahuku: Malosi Te'o 11-53, Simi Alo 2-34, Kamuela Alisa 2-32, Micah Strickland 7-23, Bronson Ponciano-Ahue 6-21, Siaosi Lauhingoa 7-14, Kaulin Krebs 1-0.

PASSING—Leilehua: Moniz 19-35-1—176, Kahuku: Ponciano-Ahue 3-8-0—47, Krebs 1-1-0—8.

RECEIVING— Leilehua: Chustin Senas 8-100, Anthony Palomares 6-49, J. Lawelawe 3-9, Cantrell 1-15, Mene Coffin 1-3. Kahuku: Spencer Hafoka 3-30, Redmond Tutor 1-25.

**Semifinal – Friday, Nov. 26, 2004 – Aloha Stadium. Attendance: 9,129
KS Kapalama 21, Lahainaluna 6**

	1	2	3	4		Total
KS Kapalama	7	0	0	14		21
Lahainaluna	0	0	6	0		6

KS—Ikaika Hardie 33 pass from Pono Kam (Kepa Gaison kick)

Lah—Preston Medeiros 2 run (kick failed)

KS—Jason Rego 3 run (Gaison kick)

KS—Hardie 2 pass from Parker Bode (Gaison kick)

RUSHING—Kamehameha: Rego 30-167, Tyson Fujimoto 4-2, Kam 2-28, Kamuela Kapanui 2-5, Team 1-0, Hardie 1-(minus 3). Lahainaluna: Wayne Phillips 8-40, Paul Maielua 14-33, Medeiros 2-12, Glen Kuresa 1-11, Tony Tafea 3-10, Carson Chihara 3-(minus 7).

PASSING—Kamehameha: Kam 5-8-1—83, Bode -1-3-0—2. Lahainaluna: Medeiros 4-21-1—104.

RECEIVING—Kamehameha: Hardie 4-50, Waika Spencer 1-31, Kapanui, 1-4. Lahainaluna: Stanley Malamala 2-79, Rylan Ancog 1-19 Raymond Akoi 1-6.

Championship – Friday, Dec. 3, 2004 – Aloha Stadium. Attendance: 17,757

KS Kapalama 28, Leilehua 7

	1	2	3	4	Total
Leilehua	0	7	0	0	7
KS Kapalama	0	0	14	14	28

LEI—Sione Faleofa 1 run (Ryan Bibilone kick)

KS—Jacob Ho 4 pass from Pono Kam (Kepa Gaison kick)

KS—Jason Rego 79 run (Gaison kick)

KS—Ikaika Hardie 3 pass from Kam (Gaison kick)

KS—Aaron Nichols 25 pass from Kam (Gaison kick)

RUSHING—Leilehua: Justin Lawelawe 11-39, Faleofa 1-1, Bryant Moniz 5-(minus 44).

Kamehameha: Rego 39-212, Hardie 4-33, Parker Bode 1-0, Tyson Fujimoto 5-(minus 4).

PASSING—Leilehua: Moniz 15-36-4—231. Kamehameha: Kam 5-9-0—59, Bode 4-8-2—31.

RECEIVING—Leilehua: Chustin Senas 7-119, Lawelawe 3-54, Anthony Palomares 3-42, Dwight Villanueva 2-16. Kamehameha: Hardie 5-31, Nichols 3-55, Ho 1-4.

2005 Division 1



Quarterfinal – Friday, Nov. 18, 2005 – Kealakehe Stadium Waianae 21, Kealakehe 14

	1	2	3	4	Total
Waianae	0	21	0	0	21
Kealakehe	0	7	7	0	14

Wai—Darius Fuller 10 run (Curtis Jones run)
 Wai—Fuller 25 pass from Liko Manuel (William Duseigner kick)
 Kea—Keoki Limahai 3 run (Lanakila Ynigues kick)
 Wai—Douglas Newman 27 pass from Manuel (kick failed)
 Kea—Gabe Tuata 8 pass from Limahai (Ynigues kick)

RUSHING — Wai'anae: Jones 7-27, Nui Stevens 17-115, Joshua Telles 3-(minus-2), Fuller 6-13, Manuel 1-18, Chris Santiago-Yoshioka 1-8, Henry Keomalua 3-1. Kealakehe: Tai Papali'i 3-12, Max Papali'i 4-1, Shaun Santiago 19-82, Jordan Gacayan 1-4, Tuata 3-6, Limahai 7-43.

PASSING — Wai'anae: Manuel 6-13-0—123, Keomalua 4-6-0—47. Kealakehe: T. Papali'i 3-5-0—71, Limahai 3-5-1—26.

RECEIVING — Wai'anae: Stevens 2-32, Fuller 2-46, Newman 4-64, Charles Humble 1-9, Jones 1-19. Kealakehe: Matt Orvis 1-27, Tuata 3-69, Santiago 1-(minus-4), M. Papali'i 1-5.

Quarterfinal – Saturday, Nov. 19, 2005 – Aloha Stadium Punahou 35, Aiea 14

	1	2	3	4	Total
Punahou	21	7	0	7	35
Aiea	6	0	0	8	14

Pun—Miah Ostrowski 72 punt return (River Kim kick)
 Pun—Colin Vilorio 13 run (Kim kick)
 Pun—Vilorio 5 run (Kim kick)
 'Aiea—Lofa Li'ili'i 97 kickoff return (kick blocked)
 Pun—Ostrowski 20 pass from Brett Kan (Kim kick)
 Pun—Ostrowski 9 pass from Kan (Kim kick)
 'Aiea—Lahaina Olsen-Kuroda 6 pass from Kali Kuia (Li'ili'i pass from Kuia)

RUSHING—Punahou: Kan 5-13, Vilorio 9-52, Christopher Wong 6-13, Kainoa Carlson 11-37, Zac Yamagishi 1-4, Matt Solomona 2-3. 'Aiea—Kua 6-1, Landen Dela Cruz 1-5, Li'ili'i 5-16, Matt Higa 4-19, Team 1-(minus 3).

PASSING—Punahou: Kan 21-33-2—246, Pono Akina 1-2-1—2. 'Aiea: Kuia 16-24-2—210, Li'ili'i 3-5-1—56, Keenan Naole 1-4-0—11.

RECEIVING—Punahou: Kim 7-80, Ostrowski 8-100, Carlson 4-51, Yamagishi 1-10, Kyle Whitford 2-7. 'Aiea: Josh Blakemore 6-86, Li'ili'i 8-105, Olsen-Kuroda 2-18, Joshua Asuncion 1-12, James Buchanan 3-56.

**Semifinal – Saturday, Nov. 26, 2005 – Aloha Stadium
Kahuku 43, Waianae 0**

	1	2	3	4		Total
Waianae	0	0	0	0		0
Kahuku	13	6	18	6		43

Kah — Malosi Te'o 2 run (Gary Nagy kick)
 Kah — Te'o 27 run (kick failed)
 Kah — Micah Wily 82 fumble return (run failed)
 Kah — Redmond Tutor 23 pass from Kaulin Krebs (run failed)
 Kah — Joe Whittacker 30 run (pass failed)
 Kah — Te'o 5 run (pass failed)
 Kah — Jason Evans 29 pass from Jacob Kahawai'i (kick failed)

RUSHING — Wai: Nui Stevens 13-42, Darius Fuller 3-8, Liko Manuel 2-(minus-19), Henry Keomalulu 2-(minus-7), Curtis Jones 5-4, David Ferreira 3-8, Joshua Telles 1-(minus-2). Kah: Krebs 3-2, Kamuela Alisa 7-35, Te'o 16-140, Whittacker 5-107, Kaliki Unga 6-36.

PASSING — Wai: Manuel 3-13-1—20; Keomalulu 1-7-2—43. Kah: Krebs 4-6-0—59; Kahawai'i 2-2-0—40.

RECEIVING — Wai: Douglas Newman 4-63. Kah: Devin Unga 1-21, Evans 4-55, Tutor 1-23.

**Semifinal – Saturday, Nov. 26, 2005 – Aloha Stadium. Attendance: 9,629
Punahou 30, Baldwin 7**

	1	2	3	4		Total
Punahou	7	0	7	16		30
Baldwin	7	0	0	0		7

Bald—Chase Nakamura 4 pass from Kalehua Moniz (John Takitani kick)
 Pun—River Kim 78 pass from Brett Kan (Kim kick)
 Pun—Kan 1 run (Kim kick)
 Pun—Kan 1 run (Kim kick)
 Pun—Kainoa Carlson 5 run (Kim kick)
 Pun—Safety, intentional grounding in end zone

RUSHING—Punahou: Carlson 18-49, Colin Vilorio 5-9, David White 1-6, Kyle Whitford 1-6, Christopher Wong 3-4, Reid Nakahara 1-2, Kan 4-0, Pono Akina 2-(minus 2). Baldwin: Moniz 9-21, Oli DeCambra 2-6, Chansi Bolosan 3-6, Kyle Kaaihue-Kaimiola 2-5, Kaulana Alo-Kaonohi 7-2, Dane Fernandez 1-(minus 22).

PASSING—Punahou: Kan 15-26-3—169, Akina 0-1-0—0. Baldwin: Moniz 11-24-4—145, Jordan Helle 1-3-0—9.

RECEIVING—Punahou: Miah Ostrowski 6-51, Vilorio 3-13, Kim 2-85, Whitford 2-2, Chris Unemori 1-11, Carlson 1-7. Baldwin: Nakamura 4-25, Colten Quinabo 3-29, Alo-Kaonohi 2-17, Kainoa Klask 1-42, Ikaika Lau 1-38, DeCambra 1-3.

**Championship – Friday, Dec. 2, 2005 – Aloha Stadium. Attendance: 24,667
Kahuku 28, Punahou 21**

	1	2	3	4		Total
Punahou	7	7	7	0		21
Kahuku	0	12	0	16		28

Pun—Zac Yamagishi 27 pass from Brett Kan (River Kim kick)

Kah—Kamuela Alisa 4 run (run failed)

Pun—Kan 1 run (Kim kick)

Kah—Devin Unga 72 pass from Kaulin Krebs (run failed)

Pun—Kyle Whitford 24 pass from Kan (Kim kick)

Kah—Malosi Te'o 79 run (Alisa run)

Kah—Safety, Kaniela Tuipulotu tackled runner in end zone

Kah—Kamuela Alisa 5 run (run failed)

Team Statistics	Punahou	Kahuku
First Downs	15	10
Rushes-Yards	16-19	41-272
Passing Yards	271	138
Total Offense	68-290	50-410
Passes (Att-Cmp-Int)	52-22-3	9-5-0
Punt Returns-Yards	1-3	3-5
Kickoff Return-Yards	5-68	3-45
Fumbles-Lost	0-0	2-2
Penalties-Yards	4-20	8-74
Interceptions-Yards	0-0	3-24
Punts (No-Avg.)	5-40.8	6-39.2
3rd Down Conversions	8-17	1-11
4th Down Conversions	1-3	1-2
Time of Possession	23:11	24:49

RUSHING--Punahou: Kainoa Carlson 9-15, Ryan Nobriga 5-2, Colin Viloría 1-1, Kan 1-1. **Kahuku:** Teo 30-262, Alisa 5-14, Jose Whittacker 3-5, Krebs 3-(-9).

PASSING--Punahou: Kan 22-52-3-271. **Kahuku:** Krebs 5-9-0-138.

RECEIVING--Punahou: Miah Ostrowski 11-108, Whitford 3-89, Carlson 3-27, Yamagishi 2-36, Kim 2-5, Viloría 1-6. **Kahuku:** Unga 2-108, Alisa 1-18, Redmond Tutor 1-7, Jason Evans 1-5.

2006 Division 1



Quarterfinal – Friday, Nov. 17, 2006 – Waianae High School Waianae 28, #4 Kealakehe 14

	1	2	3	4	Total
Kealakehe (12-1)	0	7	0	7	14
Waianae (8-4)	7	6	8	7	28

WAIAN — Noah Halemano-Lyman 23 pass from Ben McQuown (William Duseigneur kick)

WAIAN — Charles Humble 24 pass from McQuown (kick failed)

KEA — Fetuani Iongi 14 run (Lanakila Ynigues kick)

WAIAN — Joe Abell 8 run (Don Medeiros pass from McQuown)

WAIAN — Cranston Newman 26 pass from McQuown (Duseigneur kick)

KEA — Keoki Limahai 16 pass from Jordan Ursua (Ynigues kick)

RUSHING — Kealakehe: Gabe Tuata 9-29, Iongi 7-44, Ursua 4-16, Max Papalii 1-4, Limahai 6-11.

Wai'anae: David Ferreira 6-23, Medeiros 1-12, Kauwalu 11-84, Danny Kekoanui 3-16, Roy DeMello 3-22, McQuown 2-(minus 13, Abell 11-37, Team 1-(minus 7).

PASSING — Kealakehe: Limahai 9-19-3-110; Ursua 6-9-0-47. **Wai'anae:** McQuown 10-15-1-166.

RECEIVING — Kealakehe: Kelii Noahomoku 2-26, Tuata 6-50, Iongi 2-26, Devan Kepa Kamoku 2-20, Ursua 4-45, Limahai 1-16. **Wai'anae:** Halemano-Lyman 1-23, J.Kauwalu 1-19, Medeiros 1-29, Humble 1-24, Tyson Ranada 1-4, Abell 1-2, Kekoanui 1-11, Ualesi Miller 1-19, Newman 2-35.

Quarterfinal – Friday, Nov. 17, 2006 – War Memorial Stadium #3 Baldwin 22, Mililani 17

	1	2	3	4	Total
Mililani (4-3)	7	10	0	0	17
Baldwin (10-0-1)	6	3	6	7	22

Bald — Nakamura 36 pass from Helle (kick failed)

Mili — Lawelawe 1 run (Colin Lund kick)

Mili — FG Burns 41

Mili — Torres 1 run (Lund kick)

Bald — FG Fernandez 19

Bald — Nakamura 43 pass from Helle (pass failed)

Bald — Nakamura 14 pass from Helle (Fernandez kick)

RUSHING — Mililani: Torres 21-125, Lawelawe 10-73, Kala Perbera 4-15. **Baldwin:** Bolosan 15-77, Kyle Kaimiola 1-1, Quinabo 1-(minus-5).

PASSING — Mililani: Rustin Funakoshi 12-22-1—175. **Baldwin:** Helle 21-31-2—290.

RECEIVING — Mililani: Scott Burns 2-30, Lund 4-82, Perbera 2-16, B.J. Ogg 2-11, Ikaika Payomo 2-36. **Baldwin:** Nakamura 7-114, Colten Quinabo 5-92, Ikaika Lau 5-70, Skyler Cabacungun 3-30, Levi Aki 1-(minus-16).

Semifinal – Friday, Nov. 24, 2006 – Aloha Stadium. Attendance: 10,691

#2 Kahuku 22, #3 Baldwin 20

	1	2	3	4		Total
Kahuku (10-2)	0	7	7	8		22
Baldwin (10-1-1)	0	10	7	3		20

Kah — Junior Mata'afa 80 run (Kaika Sasaoka kick)

Bald — FG Dane Fernandez 40

Bald — Chase Nakamura 29 pass from Jordan Helle (Fernandez kick)

Bald — David Kaanana fumble recovery in end zone (Fernandez kick)

Kah — Jordan Kapu 25 pass from Richard Torres (Sasaoka kick)

Bald — FG Fernandez 21

Kah — Team safety

Kah — Pelelioni Soliai 43 pass from Shiloah Te'o

RUSHING — **Kahuku:** Mata'afa 9-115, Lehi Aumua 19-108, Neal Lokotui 5-31, Torres 18-61, Blane Beatty 6-21, Kaliki Unga 2-4, Te'o 2-2, Nai Fotu 1-1, Ian Rigterink 1-0. **Baldwin:** Chansi Bolosan 10-43, Nakamura 1-2.

PASSING — **Kahuku:** Torres 3-9-0—74, Te'o 1-1-0—43. **Baldwin:** Helle 10-23-2—104, Fernandez 0-1-1—0.

RECEIVING — **Kahuku:** Kapu 3-74, Soliai 1-43. **Baldwin:** Nakamura 5-100, Bolosan 2-(minus 10), Colten Quinabo 1-8, Ikaika Lau 1-4, Canencia-Black 1-2.

Semifinal – Friday, Nov. 24, 2006 – Aloha Stadium. Attendance: 10,691

#1 Saint Louis 10, Wai'anae 7

	1	2	3	4		Total
Wai'anae (8-5)	0	7	0	0		7
Saint Louis (11-0)	0	0	7	3		10

Wai — Miller Ualesi 8 pass from Ben McQuown (Willie Duseigneur kick).

SL — Jacob Barit 9 interception return (Kenton Chun kick).

SL — FG Chun 18.

RUSHING — **Wai'anae:** Danny Kekoanui 14-64, Justin Kauwalu 12-48, McQuown 9-44, David Ferreira 4-11, Preston Cummings 1-2, team 1-0. **Saint Louis:** Shane Ahlo 3-40, Lene Auelua 10-44, Micah Mamiya 4-23, Keani Nishigaya 6-13, Austin Wakinekona 6-11, Devan Essner 1-0, Tamatoa DeMello 4-7.

PASSING — **Wai'anae:** McQuown 4-10-2—31, Christopher Santiago-Yoshioka 1-1-0—35. **Saint Louis:** DeMello 3-9-1—53, Mamiya 1-4-0—25.

RECEIVING — **Wai'anae:** Ualesi 3-26, Richard Tacgere-Bailey 1-35, Joe Abell 1-5. **Saint Louis:** Kulia Aiona 2-41, Ricksson Pacarro 2-37.

Championship – Friday, Dec. 1, 2006 – Aloha Stadium. Attendance: 18,870

Kahuku 7, Saint Louis 6

	1	2	3	4	Total
Kahuku (11-2)	0	0	0	7	7
Saint Louis (11-1)	0	0	0	6	6

SL – Keani Nishigaya 8 run (kick failed)

Kah – Jordan Kapu 14 pass from Richard Torres (Kaika Sasaoka kick)

Team Statistics	Kahuku	Saint Louis
First Downs	15	14
Rushes-Yards	53-289	27-46
Passing Yards	20	99
Total Offense	59-309	46-145
Passes (Att-Cmp-Int)	6-2-0	19-8-0
Punt Returns-Yards	2-54	1-4
Kickoff Return-Yards	2-42	2-60
Fumbles-Lost	2-1	1-1
Penalties-Yards	9-89	6-72
Interceptions-Yards	0-0	0-0
Punts (No-Avg.)	3-28.3	6-34.0
3rd Down Conversions	6-14	3-10
4th Down Conversions	0-3	1-1
Time of Possession	27:49	20:11

RUSHING-- Kahuku: Richard Torres 20-108, Lehi Aumua 12-100, Junior Mataafa 10-43, Neal Lokotui 5-24, Blane Beatty 3-8, Ian Fujinaga 2-7, Nai Fotu 1-(minus 1). **Saint Louis:** Keani Nishigaya 4-21, Shane Ahlo 3-10, Lene Auella 7-10, Tamatoa, DeMello 10-6, Austin Wakinekona 3-(minus 1).

PASSING-- Kahuku: Torres 2-6-0 20. **Saint Louis:** DeMello 8-19-0 99.

RECEIVING-- Kahuku: Jordan Kapu 2-20. **Saint Louis:** Ricksson Pacarro 5-58, Kulia Aiona 1-18, Chase Alcott 1-14, Shane Ahlo 1-9.

2007 Division 1



Quarterfinal – Saturday, Nov. 17, 2007 – Kealakehe High School Waianae 21, #4 Kealakehe 17

	1	2	3	4	Total
Waianae (9-3)	7	0	7	7	21
Kealakehe (10-3)	0	3	0	14	17

Wai — Ben McQuown 15 run (Vernon Ceno kick)
 Kea — FG 32 Lanakila Ynigues
 Wai — Eleu Wilson 1 run (Ceno kick)
 Kea — Kenneth Whiting 12 pass from Kawai Kanuha (pass failed)
 Wai — Danny Kekoanui 6 run (Ceno kick)
 Kea — Jeffrey Marks 14 pass from Kanuha (Whiting pass from Kanuha)

RUSHING — **Wai'anae:** Kekoanui 23-198, Jonathan Abell 15-95, Justin Kauwalu 4-16, Toagamalu Brown 2-3, McQuown 8-92, Shawn Brooks 1-8, Keoni Napierala 3-7, RJ Tacgere-Bailey 3-9, Wilson 4-10, Glenn Wain 1-12. **Kealakehe:** Keoki Limahai 7-23, Kanuha 3-(minus-3).

PASSING — **Wai'anae:** McQuown 2-6-1—27, Kekoanui 0-1-0—0, Brown 1-1-0-33, Matt Ibanez 0-1-0—0. **Kealakehe:** Kanuha 23-44-2—336, Limahai 0-1-0—0.

RECEIVING — **Wai'anae:** Wain 2-54, Kekoanui 1-6. **Kealakehe:** Jordan Ursua 9-94, Jacob Kimi 1-11, Joshua Fulton 6-155, Marks 4-37, Limahai 1-(minus-1), Whiting 2-40.

Quarterfinal – Saturday, Nov. 17, 2007 – War Memorial Stadium #3 Baldwin 26, Farrington 14

	1	2	3	4	Total
Farrington (6-4-1)	0	7	7	0	14
Baldwin (9-1)	14	6	6	0	26

Bald—Skyler Cabacungan 41 pass from Jordan Helle (Brock Shishido kick)
 Bald—Cabacungan 19 pass from Helle (Shishido kick)
 Farr—Apelu So'oalo 1 run (Matt Stowers kick)
 Bald—Cabacungan 6 pass from Helle (kick blocked)
 Farr—Jimmy Robinson 15 interception return (Stowers kick)
 Bald—Chase Nakamura 16 pass from Helle (kick failed)

RUSHING—**Farrington:** Alefosiu Iu 10-13, Apelu So'oalo 22-57, Anthony Noga 1-3. **Baldwin:** Helle 2-(minus 1), Kainalu Garso 1-1, Chansi Bolosan 13-73, Cabacungan 2-4, Aaron Ross 6-(minus 11), David Kaanana 3-(minus 2), Team 1-(minus 2).

PASSING—**Farrington:** Iu 11-28-3—146, Noga 0-1-1—0. **Baldwin:** Helle 17-29-1—200, Cabacungan 0-1-1—0.

RECEIVING—**Farrington:** Drake Miller 2-33, Ani Isumu 4-47, Dayton Kealoha 3-42, Stowers 1-12, So'oalo 1-12. **Baldwin:** Cabacungan 5-75, Chase Nakamura 5-48, Kalei Kamahale 5-75, Kaanana 1-(minus 3), Steven Kamano 1-5.

Semifinal – Saturday, Nov. 24, 2007 – Aloha Stadium. Attendance: 7,842

#1 Saint Louis 44, Waianae 6

	1	2	3	4		Total
Waianae (9-4)	0	0	0	6		6
Saint Louis (11-0)	14	10	14	6		44

Scoring Summary:

1st 05:20 STLOUIS - Stutzmann,Billy 15 pass from Mamiya,Micah (Spencer,Warren kick)
 02:46 STLOUIS - Wakinekona 10 run (Spencer,Warren kick)
 2nd 06:03 STLOUIS - Mamiya,Micah 1 run (Spencer,Warren kick)
 00:53 STLOUIS - Spencer,Warren 32 field goal
 3rd 07:33 STLOUIS - DeMello,Tamatoa 29 pass from Mamiya,Micah (Spencer,Warren kick)
 04:40 STLOUIS - Stutzmann,Billy 47 pass from Mamiya,Micah (Spencer,Warren kick)
 4th 11:15 WAIANAЕ - Bales,Jahsiah 15 pass fr Tacgere-Bailey (Tacgere-Bailey rush failed)
 03:54 STLOUIS - Higgins,Jeremy 1 yd run (Spencer,Warren kick blockd)

	WAIANAЕ	STLOUIS
FIRST DOWNS	10	13
RUSHES-YARDS (NET)	33-86	26-60
PASSING YDS (NET)	83	248
Passes Att-Comp-Int.....	17-8-2	21-14-0
TOTAL OFFENSE PLAYS-YARDS	50-169	47-308
Fumble Returns-Yards.....	0-0	0-0
Punt Returns-Yards.....	2-10	4-56
Kickoff Returns-Yards.....	5-84	2-16
Interception Returns-Yards....	0-0	2-2
Punts (Number-Avg).....	6-31.0	3-40.3
Fumbles-Lost.....	6-2	1-1
Penalties-Yards.....	8-75	3-19
Possession Time.....	36:37	26:23
Third-Down Conversions.....	2 of 9	2 of 8
Fourth-Down Conversions.....	0 of 1	1 of 2
Red-Zone Scores-Chances.....	1-1	5-6
Sacks By: Number-Yards.....	1-5	3-25

RUSHING: WAIANAЕ-Abell,Johnathan 9-49; Tacgere-Bailey 5-19; Kauwalu,Justin 2-12; Kekoanui,Danny 6-5; Wain,Glenn 1-1; Jelf,BJ 1-0; Brown,Toagamalu 9-0. STLOUIS-Nishigaya,Keani 6-18; Wakinekona 2-12; Savella,Isaac 2-10; Markwith 1-9; Gonsalves,Lucas 2-8; Feao,Von 2-3; Mamiya,Micah 3-3; Isaia,Hoku 1-0; Tampos,Nainoa 1-0; Higgins,Jeremy 3-minus 1; Valente,Sean 3-minus 2.

PASSING: WAIANAЕ-Tacgere-Bailey 5-9-0-62; Jelf,BJ 2-5-2-11; Brown,Toagamalu 1-3-0-10. STLOUIS-Mamiya,Micah 14-20-0-248; Higgins,Jeremy 0-1-0-0.

RECEIVING: WAIANAЕ-Chongtim,Justin 3-40; Kauwalu,Justin 2-8; Bales,Jahsiah 1-15; Wain,Glenn 1-10; Manuel,Ryan 1-10. STLOUIS-Gonsalves,Lucas 6-71; DeMello,Tamatoa 3-67; Stutzmann,Billy 2-62; Iaea,Ryan 1-20; Wakinekona 1-14; Tuiloma,Michael 1-14.

INTERCEPTIONS: WAIANAЕ-None. STLOUIS-Umu,Marcus 1-2; Kamakana,Casey 1-0.

FUMBLES: WAIANAЕ-Tacgere-Bailey 3-2; Abell,Johnathan 1-0; Manuel,Ryan 1-0; Brown,Toagamalu 1-0. STLOUIS-DeMello,Tamatoa 1-1.

Stadium: Aloha Stadium Attendance: 0
 Kickoff time: 4:09 pm End of Game: 6:25 pm Total elapsed time: 2:16
 Officials: Referee: Rhys Amimoto; Umpire: Todd Lynch; Linesman: Russ Commings;
 Line judge: Jeff Wehrle; Back judge: Gordon nakamoto; Field judge: Scott Smith;
 Side judge: James Becker; Scorer: Thomas Yoshida;
 Temperature: 82 deg. Wind: NE 15 mph Weather: Fair

Semifinal – Saturday, Nov. 24, 2007 – Aloha Stadium. Attendance: 7,842

#2 Leilehua 41, #3 Baldwin 34

	1	2	3	4	Total
Baldwin (9-2)	13	7	7	7	34
Leilehua (9-4)	0	20	21	0	41

1st 03:54 BALD - Kamahele, Kalei 27 pass fr Helle, Jordan (Shishido, Brock kick fail)
 01:28 BALDWIN - Nakamura, Chase 52 pass from Helle, Jordan (Shishido, Brock kick)
 2nd 04:39 LEILEHUA - Pausa, Bronson 1 run (Garma, Garrison kick blockd)
 03:04 LEILEHUA - Manaea, Elijah 34 pass from Manley, Andrew (Garma, Garrison kick)
 02:39 LEILEHUA - Siavil, Robert 47 fumble recovery (Garma, Garrison kick)
 01:28 BALDWIN - Cabacungan 19 pass from Helle, Jordan (Shishido, Brock kick)
 3rd 08:36 BALDWIN - Cabacungan 14 pass from Helle, Jordan (Shishido, Brock kick)
 07:23 LEILEHUA - Macapagal 21 run (Garma, Garrison kick)
 03:45 LEILEHUA - Pausa, Bronson 1 run (Garma, Garrison kick)
 01:52 LEILEHUA - Macam, Allan 30 pass from Manley, Andrew (Garma, Garrison kick)
 4th 11:08 BALDWIN - Morton, Kahai 18 interception return (Shishido, Brock kick)

	BALDWIN	LEILEHUA
FIRST DOWNS	18	15
RUSHES-YARDS (NET)	16--12	28-58
PASSING YDS (NET)	334	263
Passes Att-Comp-Int.....	50-22-3	38-19-2
TOTAL OFFENSE PLAYS-YARDS	66-322	66-321
Fumble Returns-Yards.....	0-0	1-47
Punt Returns-Yards.....	4-43	4-9
Kickoff Returns-Yards.....	6-112	6-93
Interception Returns-Yards....	2-18	3-44
Punts (Number-Avg).....	6-30.0	8-40.4
Fumbles-Lost.....	4-2	3-1
Penalties-Yards.....	5-79	3-25
Possession Time.....	20:53	27:07
Third-Down Conversions.....	3 of 11	5 of 15
Fourth-Down Conversions.....	1 of 1	0 of 0
Red-Zone Scores-Chances.....	2-2	2-2
Sacks By: Number-Yards.....	6-28	2-28

RUSHING: Baldwin-Bolosan, Chansi 7-28; Cabacungan 1-1; Helle, Jordan 8-minus 41. Leilehua-Macapagal 12-71; Newman, Rico 6-12; Pausa, Bronson 3-3; Manley, Andrew 7-minus 28.

PASSING: Baldwin-Helle, Jordan 21-49-3-303; Cabacungan 1-1-0-31. Leilehua-Manley, Andrew 19-37-2-263; Newman, Rico 0-1-0-0.

RECEIVING: Baldwin-Kamahele, Kalei 11-166; Nakamura, Chase 6-105; Cabacungan 4-58; Aaron, Ross 1-5. Leilehua-Dumlao, Edieson 8-123; Macapagal 4-22; Manaea, Elijah 3-62; Macam, Allan 2-49; Pausa, Bronson 1-10; Newman, Rico 1-minus 3.

INTERCEPTIONS: Baldwin-Morton, Kahai 1-18; Nakashima, Joey 1-0. Leilehua-Cruz, Micah 1-26; Siavil, Robert 1-18; Macam, Allan 1-0.

FUMBLES: Baldwin-Helle, Jordan 2-0; Bolosan, Chansi 1-1; Webb, Mikie 1-1. Leilehua-Macapagal 2-1; Dumlao, Edieson 1-0.

Stadium: Aloha Stadium Attendance: 7842
 Kickoff time: 7:11 pm End of Game: 10:22 pm Total elapsed time: 3:11
 Officials: Referee: Mel Quartero; Umpire: Sam Watson; Linesman: Fred Dvison;
 Line judge: Curtis Cho; Back judge: Bob Simmons; Field judge: Harlen Krause;
 Side judge: Brandis Mirafuentes; Scorer: Thomas Yoshida;
 Temperature: 78 deg Wind: NE 15 Weather: Fair

Championship – Friday, Nov. 30, 2007 – Aloha Stadium. Attendance: 15,583

#2 Leilehua 20, #1 Saint Louis 16

	1	2	3	4	Total
Leilehua (10-4)	6	0	0	14	20
Saint Louis (11-1)	0	9	7	0	16

Scoring Summary:

1st 05:48 LEI - Macam,Allan 28 yd interception return (Garma,Garrison kick fail)
 2nd 04:54 STLOUIS - Mamiya,Micah 6 yd run (Spencer,Warren kick failed)
 00:00 STLOUIS - Spencer,Warren 32 yd field goal
 3rd 05:53 STLOUIS - Gonsalves,Lucas 18 yd pass from Mamiya,Micah (Spencer,War kick)
 4th 06:13 LEILEHUA - Pausa,Bronson 1 yd run (Garma,Garrison kick)
 00:36 LEILEHUA - Dumlao,Edieson 15 yd pass from Manley,Andrew (Garma,Gar kick)

	LEILEHUA	STLOUIS
FIRST DOWNS	16	21
NET YARDS RUSHING	13	218
Rushing Attempts.....	20	40
NET YARDS PASSING	181	155
Completions-Attempts-Int....	18-42-2	11-23-3
TOTAL OFFENSE YARDS	194	373
Fumbles: Number-Lost.....	0-0	2-1
Penalties: Number-Yards.....	7-51	15-146
PUNTS-YARDS	4-202	4-120
Average Yards Per Punt.....	50.5	30.0
KICKOFFS-YARDS	4-167	3-161
Punt returns: Number-Yards-TD.	1-0-0	2-23-0
Kickoff returns: Number-Yds-TD	2-54-0	3-67-0
Interceptions: Number-Yds-TD..	3-46-1	2-9-0
Fumble Returns: Number-Yds-TD.	0-0-0	0-0-0
Possession Time.....	22:53	25:07
Third-Down Conversions.....	7 of 15	5 of 11
Fourth-Down Conversions.....	1 of 4	1 of 1
Red-Zone Scores-Chances.....	2-3	3-4
Sacks By: Number-Yards.....	3-41	1-8

RUSHING - LEILEHUA: Newman,Rico 7-15; Ke-a,Kaipo 3-12; Pausa,Bronson 1-1; Macapagal 4-(-3); Manley,Andrew 5-(-12). **SAINT LOUIS:** Nishigaya,Keani 14-164; Mamiya,Micah 16-43; Feao,Von 4-14; Wakinekona 3-13; Gonsalves,Lucas 2-(-2); DeMello,Tamatoa 1-(-14).

PASSING - LEILEHUA: Manley,Andrew 18-42-2 181. **SAINT LOUIS:** Mamiya,Micah 11-23-3 155; DeMello,Tamatoa 0-0-0 0.

RECEIVING - LEILEHUA: Macam,Allan 7-77; Dumlao,Edieson 6-72; Manaea, Elijah 3-12; Breakfield 1-11; Ke-a,Kaipo 1-9. **SAINT LOUIS:** Stutzmann,Billy 3-50; DeMello,Tamatoa 3-43; Gonsalves,Lucas 2-31; Iaea,Ryan 2-26; Lum,Calvin 1-5.

FUMBLES: Leilehua-None. St. Louis-Mamiya,Micah 2-1.

Kickoff time: 8:20 PM End of Game: 11:06 PM Total elapsed time: 2:46
 Officials: Referee: Danny Bayne; Umpire: Rod Alama; Linesman: Matt Suan;
 Line judge: Marshall Harvest; Back judge: Robert Victor; Field judge: Darrell Chung;
 Side judge: Pete Brigoli; Scorer: Markus Owens;

2008 Division 1



Quarterfinal – Friday, Nov. 21, 2008 – Roosevelt High School Farrington 30, #4 Kealakehe 13

	1	2	3	4	Total
Kealakehe (9-3)	7	0	0	6	13
Farrington (9-3)	6	6	16	2	30

Farr — Apelu So'oalo 39 run (kick failed)
 Keala — Marcus Paishon 36 pass from Jordan Ursua (Rory Belanio kick)
 Farr — Drake Miller 11 pass from Dayton Kealoha (run failed)
 Farr — Miller 15 pass from Kealoha (Robert Molina kick)
 Farr — Safety, punt snap batted out of end zone
 Farr — Ani Isumu 5 pass from Kealoha (Molina kick)
 Farr — Safety, punt snap kicked out of end zone
 Keala — Clint Holdbrook 31 pass from Ursua (pass failed)

RUSHING — **Kealakehe:** Laki Taufa 2-5, Jordan Ursua 13-50. **Farrington:** So'oalo 19-153, Harry Tuimaseve 13-91, Siaso Feleunga 7-59, Kealoha 1-11, Molina 3-7, Tyrell Shipley-Lagmay 1-0, Scotland Smith 1-(- 1).

PASSING — **Kealakehe:** Jordan Ursua 14-24-1—149. **Farrington:** Kealoha 7-20-0—107.

RECEIVING — **Kealakehe:** Paishon 4-60, John Ursua 4-31, Taufa 2-5, Holdbrook 1-31, Ikaika Kua Nachor 1-19, Eric Nakamoto 1-3, Jacob Kimi 1-0. **Farrington:** Miller 5-80, So'oalo 1-22, Isumu 1-5.

Quarterfinal – Friday, Nov. 21, 2008 – War Memorial Stadium Leilehua 34, #3 Baldwin 15

	1	2	3	4	Total
Leilehua (10-2)	21	7	0	6	34
Baldwin (8-2)	0	7	0	8	15

Lei — Rico Newman 21 pass from Andrew Manley (Maiki Kunioka kick)
 Lei — Kamana Akagi 17 pass from Manley (Kunioka kick)
 Lei — Newman 14 pass from Manley (Kunioka kick)
 Bald — Ro Wilson 7 pass from Ikaika Wilhelm-Ioane (CeeJay Santos kick)
 Lei — Edieson Dumlao 20 pass from Manley (Kunioka kick)
 Lei — Manley 2 run (kick blocked)
 Bald — Hajima Alabanza 3 run (Sheldon Leong pass from Wilhelm-Ioane)

RUSHING — **Leilehua:** Manley 9-25, Newman 7-15, Carlos Marshall 1-(minus 7), Austin Schmidt 1-2, Cheves Aberilla Ramento 1-13, Kaipō Ke-a 2-0, Marcus Rocha 1-0, Team 3-(minus 7). **Baldwin:** Wilhelm-Ioane 9-11, Alabanza 6-46, Kainalu Garso 2-3, Mikie Webb 2-(minus 2), Jonah Pagaduan 1-(minus 1), Kamani Akani 1-(minus 4).

PASSING — **Leilehua:** Manley 24-32-1—225. **Baldwin:** Wilhelm-Ioane 24-50-1—286, Webb 0-1-0—0.

RECEIVING — **Leilehua:** Newman 10-82, Dumlao 4-66, Akagi 3-35, Schmidt 1-12, Fred Padrones 1-8, Aberilla Ramento 2-8, Sione Sami 1-10, Matt Reyes 2-4. **Baldwin:** Jordan Tim Sing 1-3, Kyle Feiteira 1-31, Sheldon Leong 9-142, Wilson 2-13, Chauncey Well 2-24, Webb 5-43, Brennan Canencia-Black 3-32, Garso 1-(minus 2).

Semifinal – Friday, Nov. 28, 2008 – Aloha Stadium. Attendance: 10,083

Leilehua 17, #2 Kahuku 10 (OT)

	1	2	3	4	OT	Total
Leilehua (11-2)	2	0	0	8	7	17
Kahuku (10-2)	3	7	0	0	0	10

Scoring Summary:

1st 07:38 KAHUKU - LessaryIII, S.J. 21 field goal

05:36 LEI - TEAM safety

2nd 05:22 KAHUKU - Ah-Hoy,Irwin 5 fumble recovery (LessaryIII, S.J. kick)

4th 01:37 LEI - Newman,Rico 14 pass from Manley,Andrew (Dumlao,Edieson pass fr. Manley)

OT 12:00 LEILEHUA - Aberilla Rament 18 yd pass from Manley,Andrew (Kunioka,Maika kick)

	LEILEHUA	KAHUKU
FIRST DOWNS	19	11
RUSHES-YARDS (NET)	16--21	40-82
PASSING YDS (NET)	346	133
Passes Att-Comp-Int.....	49-27-1	17-6-1
TOTAL OFFENSE PLAYS-YARDS	65-325	57-215
Fumble Returns-Yards.....	0-0	1-5
Punt Returns-Yards.....	2-13	1-14
Kickoff Returns-Yards.....	4-112	2-23
Interception Returns-Yards....	1-0	1-7
Punts (Number-Avg).....	5-40.8	6-41.0
Fumbles-Lost.....	3-3	2-0
Penalties-Yards.....	6-31	9-70
Possession Time.....	22:33	25:27
Third-Down Conversions.....	5 of 13	4 of 14
Fourth-Down Conversions.....	1 of 3	0 of 1
Red-Zone Scores-Chances.....	1-4	1-3
Sacks By: Number-Yards.....	3-22	5-39

RUSHING: Leilehua-Schmidt,Austin 1-3; Newman,Rico 5-minus 2; Manley,Andrew 10-minus 22. **Kahuku**-Magalei,Alapeti 17-63; Pasi,Viliami 12-38; Mataafa,F. 3-15; Atuaia,AJ 1-1; Kubota,Blaze 1-minus 1; Kala,Sage 1-minus 4; Kubota,Allan 5-minus 30.

PASSING: Leilehua-Manley,Andrew 26-48-1-291; Newman,Rico 1-1-0-55. **Kahuku**-Kala,Sage 5-13-0-83; Kubota,Allan 1-4-1-50.

RECEIVING: Leilehua-Newman,Rico 7-76; Dumlao,Edieson 7-74; Aberilla Rament 3-93; Ke-a,Kaipo 3-41; Reyes,Matt 3-26; Akagi,Kamana 2-11; Furtado,Blaine 1-15; Padrones,Fred 1-10. **Kahuku**-Tonga,Aulola 4-77; Galeai,Jray 1-38; Tapusoa,Siatima 1-18.

INTERCEPTIONS: Leilehua-Kama,Kahoku 1-0. **Kahuku**-Oto,Triton 1-7.

FUMBLES: Leilehua-Manley,Andrew 1-1; Newman,Rico 1-1; Ke-a,Kaipo 1-1. **Kahuku**-Kubota,Allan 1-0; Kala,Sage 1-0.

Kickoff time: 4:05 pm End of Game: 6:54 pm Total elapsed time: 2:47
 Officials: Referee: Brian Alos; Umpire: Brian Hoernig; Linesman: Bob Duffy;
 Line judge: Duane Moku; Back judge: Tony Baysa; Field judge: Debbie Nahinu;
 Side judge: Mike Quartero; Scorer: Natalie Iwamoto;

Semifinal – Friday, Nov. 28, 2008 – Aloha Stadium. Attendance: 10,083

#1 Punahou 35, Farrington 28

	1	2	3	4		Total
Farrington (9-4)	7	3	6	12		28
Punahou (11-1)	0	14	7	14		35

Scoring Summary:

1st 03:02 FARRINGT - Tonga,Sila 2 pass from Kealoha,Dayton (Molina,Robert kick)
 2nd 09:30 PUNAHOU - Hillard,Dalton 1 run (Izuta,Robert kick)
 07:29 FARRINGT - Sooalo,Apelu 34 field goal
 02:22 PUNAHOU - Te`o,Manti 16 pass from Shutter,Cayman (Izuta,Robert kick)
 3rd 10:24 FARRINGT - Sooalo,Apelu 3 run (Molina,Robert kick failed)
 01:27 PUNAHOU - Toma,Robert 10 pass from Shutter,Cayman (Izuta,Robert kick)
 4th 08:39 FARRINGT - Miller,Drake 63 pass from Kealoha,Dayton (Kealoha pass failed)
 05:33 PUN-Hillard,Dalton 40 pass from Shutter,Cayman (Hillard pass fr. Shutter)
 00:15 PUNAHOU - Toma,Robert 74 interception return (Izuta,Robert kick failed)
 00:00 FARRINGT - Isumu,Ani 97 kickoff return

	FARRINGT	PUNAHOU
FIRST DOWNS	14	23
RUSHES-YARDS (NET)	31-140	23-60
PASSING YDS (NET)	235	412
Passes Att-Comp-Int.....	22-10-2	55-34-2
TOTAL OFFENSE PLAYS-YARDS	53-375	78-472
Fumble Returns-Yards.....	1-25	0-0
Punt Returns-Yards.....	4-14	3-21
Kickoff Returns-Yards.....	4-166	2-48
Interception Returns-Yards....	2-0	2-131
Punts (Number-Avg).....	7-36.1	5-38.0
Fumbles-Lost.....	1-1	3-1
Penalties-Yards.....	6-44	10-71
Possession Time.....	21:15	26:45
Third-Down Conversions.....	2 of 10	8 of 16
Fourth-Down Conversions.....	0 of 0	0 of 2
Red-Zone Scores-Chances.....	3-4	3-6
Sacks By: Number-Yards.....	1-18	0-0

RUSHING: Farrington-Sooalo,Apelu 23-100; Feleunga,Siaosi 4-28; Tuimaseve,Harry 4-12. **Punahou**-Hillard,Dalton 9-37; Te`o,Manti 10-34; Aglipay,Alaka`i 2-6; Shutter,Cayman 2-minus 17.

PASSING: Farrington-Kealoha,Dayton 10-22-2-235. **Punahou**-Shutter,Cayman 34-55-2-412.

RECEIVING: Farrington-Miller,Drake 4-139; Isumu,Ani 4-86; Sooalo,Apelu 1-8; Tonga,Sila 1-2. **Punahou**-Hillard,Dalton 13-139; Toma,Robert 9-124; Makaula,Kimo 4-64; Silverstein,M. 4-47; Te`o,Manti 2-27; Aglipay,Alaka`i 1-6; Arakawa,Galen 1-5.

INTERCEPTIONS: Farrington-Smith,James 1-0; Faamausili,A. 1-0. **Punahou**-Toma,Robert 1-74; Hillard,Dalton 1-57.

FUMBLES: Farrington-Sooalo,Apelu 1-1. **Punahou**-Te`o,Manti 2-1; Hillard,Dalton 1-0.

Kickoff time: 7:26 pm End of Game: 10:24 Total elapsed time: 2:58
 Officials: Referee: Pete Brigoli; Umpire: Rod Alama; Linesman: Harlan Krause;
 Line judge: Ernest Furtado; Back judge: Shawn McGurrin; Field judge: Vernon Nakamoto;
 Side judge: Darrell Chung; Scorer: Natalie Iwamoto;
 Temperature: 77 deg. Wind: W 8 mph Weather: Partly cloudy

Championship – Friday, Dec. 5, 2008 – Aloha Stadium. Attendance: 25,571

#1 Punahou 38, Leilehua 7

	1	2	3	4	Total
Leilehua (11-3)	0	7	0	0	7
Punahou (12-1)	14	7	3	14	38

Scoring Summary:

1st 11:05 PUNAHOU - Silverstein,M. 28 pass from Shutter,Cayman (Izuta,Robert kick)
 03:33 PUNAHOU - Shutter,Cayman 6 run (Izuta,Robert kick)
 2nd 11:08 PUNAHOU - Hilliard,Dalton 38 run (Izuta,Robert kick)
 00:00 LEILEHUA - Newman,Rico 5 pass from Manley,Andrew (Kunioka,Maika kick)
 3rd 06:33 PUNAHOU - Izuta,Robert 29 field goal
 4th 11:47 PUNAHOU - Toma,Robert 15 pass from Shutter,Cayman (Izuta,Robert kick)
 01:51 PUNAHOU - Arakawa,Galen 7 run (Izuta,Robert kick)

	LEILEHUA	PUNAHOU
FIRST DOWNS	17	24
RUSHES-YARDS (NET)	17-6	32-118
PASSING YDS (NET)	204	400
Passes Att-Comp-Int.....	55-31-4	41-24-2
TOTAL OFFENSE PLAYS-YARDS	72-210	73-518
Fumble Returns-Yards.....	0-0	0-0
Punt Returns-Yards.....	1-0	4-34
Kickoff Returns-Yards.....	5-100	1-26
Interception Returns-Yards....	2-0	4-6
Punts (Number-Avg).....	7-41.0	2-36.5
Fumbles-Lost.....	3-2	5-3
Penalties-Yards.....	11-96	15-165
Possession Time.....	24:31	23:29
Third-Down Conversions.....	4 of 15	4 of 10
Fourth-Down Conversions.....	2 of 3	1 of 3
Red-Zone Scores-Chances.....	1-2	4-6
Sacks By: Number-Yards.....	1-11	5-24

RUSHING: Leilehua-Newman,Rico 3-15; Breakfield,M. 1-11; Furtado,Blaine 1-6; Schmidt,Austin 4-4; Frazier,Greg 1-0; Aberilla Rament 1-minus 9; Manley,Andrew 6-minus 21. **Punahou**-Hilliard,Dalton 17-98; Arakawa,Galen 1-7; Caires,Stabren 4-4; Shutter,Cayman 5-4; Toma,Robert 2-4; Te`o,Manti 3-1.

PASSING: Leilehua-Manley,Andrew 30-54-4-205; Newman,Rico 1-1-0-minus 1. **Punahou**-Shutter,Cayman 24-41-2-400.

RECEIVING: Leilehua-Dumlao,Edieson 9-45; Newman,Rico 7-44; Aberilla Rament 4-47; Akagi,Kamana 3-26; Frazier,Greg 3-5; Reyes,Matt 2-29; Furtado,Blaine 2-9; Manley,Andrew 1-minus 1. **Punahou**-Silverstein,M. 9-146; Toma,Robert 7-147; Hilliard,Dalton 5-59; Makaula,Kimo 3-48.

INTERCEPTIONS: Leilehua-Dukes,Kasey 1-0; Breakfield,M. 1-0. **Punahou**-McFadden,Sean 2-0; Suite,Brian 1-8; Honjiyo,Jordan 1-minus 2.

FUMBLES: Leilehua-Manley,Andrew 2-1; Furtado,Blaine 1-1. **Punahou**-Silverstein,M. 1-0; Toma,Robert 1-0; Hilliard,Dalton 1-1; Shutter,Cayman 1-1; Te`o,Manti 1-1.

Kickoff time: 7:45 pm End of Game: 10:58 pm Total elapsed time: 3:13
 Officials: Referee: Dan Bayne; Umpire: Mike Staszko; Linesman: Scott Smith;
 Line judge: Santos Barbasa; Back judge: Matt Suan; Field judge: Vernon Nakamoto;
 Side judge: Doug Hunt; Scorer: Dara Young;
 Temperature: 80 F Wind: E 5 mph Weather: Partly cloudy

2009 Division 1



Quarterfinal – Friday, Nov. 20, 2009 – Kealakehe High School Farrington 48, #4 Honokaa 16

	1	2	3	4	Total
Farrington (10-2)	14	7	7	29	48
Honokaa (8-4)	0	9	7	0	16

Farr — Alvin Fa'amausili 20 pass from Jared Hakuole (Ekolu Kaina kick)
 Farr — Vaughn Tomas fumble recovery in end zone (Kaina kick)
 Farr — Harry Tuimaseve 5 run (Kaina kick)
 Hon — FG Sage Johnson 33
 Hon — Eddie Morales 45 pass from Johnson (kick blocked)
 Farr — Fa'amausili 22 pass from Hakuole (Kaina kick)
 Hon — Maui Acantilado 28 pass from Johnson (Johnson kick)
 Farr — Tuimaseve 11 run (Siaosi Feleunga pass from Hakuole)
 Farr — Scotland Smith 36 run (pass failed)
 Farr — Smith 7 run (run failed)

RUSHING — **Farrington:** Feleunga 10-66, Tuimaseve 27-239, Hakuole 3-6, Smith 9-69, Tyler Taumua 2-22. **Honoka'a:** Acantilado 5-22, Hausia Sekona 1-3, Koa Ambrosio 2-(minus-1), Johnson 5-20, Morales 1-(-10).

PASSING — **Farrington:** Hakuole 7-11-0—88. **Honoka'a:** Johnson 14-40-1—245.

RECEIVING — **Farrington:** Sammy Park 1-13, Fa'amausili 4-57, Ranold Williams 1-6, Siaosi 1-12. **Honoka'a:** Morales 5-106, Kamu Lorenzo 5-64, TJ Tanoue 2-37, Acantilado 1-28, Ambrosio 1-10.

Quarterfinal – Friday, Nov. 20, 2009 – War Memorial Stadium Leilehua 48, #3 Baldwin 12

	1	2	3	4	Total
Leilehua (9-3)	14	20	7	7	48
Baldwin (6-4)	6	0	0	6	12

Bald — FG Ceejay Santos 38.
 Lei — Kamana Akagi 23 pass from Andrew Manley (Timothy Momiyama kick).
 Lei — Akagi 10 pass from Manley (Momiyama kick).
 Bald — FG Santos 39.
 Lei — Akagi 3 pass from Manley (Momiyama kick).
 Lei — Fred Padrones 4 pass from Manley (Momiyama kick).
 Lei — Padrones 20 pass from Manley (Momiyama kick).
 Lei — Mikal Peyton 16 pass from Jordan Kala'au (Momiyama kick).
 Bald — Sheldon Leong 46 pass from Brock Shishido (pass failed).
 Lei — Kala'au 1 run (Momiyama kick).

RUSHING — **Leilehua:** Carlos Marshall 12-60, Manley 4-(minus 2), CJ Bailey 4-13, Kyle Cruise Gombio 1-1, Rey Ramos 2-5, Kala'au 2-11, Devin Fontanilla 2-3, Kenan Sadanaga 1-(minus 1), Stan Mersburgh 2-4, team 3-(minus 9). **Baldwin:** Aaron Ross 7-16, Leong 4-15, Shishido 6-(minus 8), Jonah Pagaduan 4-6, Pasoni Tasini 1-(minus 19), team 1-(minus 7).

PASSING — **Leilehua:** Manley 23-37-0—235, Kala'au 4-5-0—100, Sadanaga 1-1-0—2. **Baldwin:** Shishido 13-29-1—183, team 0-1-0—0.

RECEIVING — **Leilehua:** Padrones 6-58, Akagi 7-81, Keanu Sapla 3-39, Bailey 3-40, Darrien Shealy 1-1, Marshall 1-9, Cruse Gombio 1-5, Austin Schmidt 1-2, Jeremiah Andrade 1-11, Elijah Barro 2-73, Peyton 1-16, Stockton Crowley 1-2. **Baldwin:** J.R. Vergel Dedios 6-35, Leong 7-148.

Semifinal – Friday, Nov. 27, 2009 – Aloha Stadium. Attendance: 10,479

#1 Kahuku 9, Farrington 6 (OT)

	1	2	3	4	OT	Total
Farrington (9-3)	0	6	0	0	0	6
Kahuku (12-0)	0	3	0	3	3	9

Scoring Summary:

2nd 10:06 FARRINGT - Tuimaseve, H. 1 yd run (Kaina, Moses kick blockd)
 00:00 KAHUKU - Mercado, C. 49 yd field goal
 4th 04:32 KAHUKU - Mercado, C. 37 yd field goal
 OT 12:00 KAHUKU - Mercado, C. 28 yd field goal

	FARRINGT	KAHUKU
FIRST DOWNS	12	16
RUSHES-YARDS (NET)	44-215	37-146
PASSING YDS (NET)	30	104
Passes Att-Comp-Int.....	12-2-0	27-12-0
TOTAL OFFENSE PLAYS-YARDS	56-245	64-250
Fumble Returns-Yards.....	0-0	0-0
Punt Returns-Yards.....	3-31	2-8
Kickoff Returns-Yards.....	2-27	2-23
Interception Returns-Yards....	0-0	0-0
Punts (Number-Avg).....	7-33.1	7-32.1
Fumbles-Lost.....	3-1	4-1
Penalties-Yards.....	11-90	8-81
Possession Time.....	23:42	24:18
Third-Down Conversions.....	5 of 15	3 of 14
Fourth-Down Conversions.....	0 of 0	1 of 1
Red-Zone Scores-Chances.....	1-3	2-2
Sacks By: Number-Yards.....	3-21	1-13

RUSHING: Farrington-Tuimaseve, H. 29-185; Feleunga, S. 11-42; Hakuole, Jared 4-minus 12. Kahuku-Pasi, Viliami 17-68; Mataafa, F. 9-29; Brown, Tyrone 4-21; Moe, Evan 6-16; Silva, Pololu 1-12.

PASSING: Farrington-Hakuole, Jared 2-12-0-30. Kahuku-Moe, Evan 12-27-0-104.

RECEIVING: Farrington-Faamausili, A. 1-17; Williams, R. 1-13. Kahuku-Vea, Punga 7-64; Kaka, Sage 2-37; Pearl, Kaipou 2-6; Mataafa, F. 1-minus 3.

INTERCEPTIONS: Farrington-None. Kahuku-None.

FUMBLES: Farrington-Hakuole, Jared 2-1; Faamausili, A. 1-0. Kahuku-Moe, Evan 2-0; Tupola, Johnny 1-1; Silva, Pololu 1-0.

Kickoff time: 4:08 pm End of Game: 6:53 pm Total elapsed time: 2:45
 Officials: Referee: Harvest, M.; Umpire: Ferreira, Gary; Linesman: Quartero, M.;
 Line judge: Alama, Rusty; Back judge: Mirafuentes, B.; Field judge: Stoffers, Eric;
 Side judge: Pasion, Raymond; Scorer: Young, Dara;
 Temperature: 83 deg. Wind: NE 20 mph Weather: Passing showers

Semifinal – Friday, Nov. 27, 2009 – Aloha Stadium. Attendance: 10,479

#2 KS Kapalama 40, Leilehua 0

	1	2	3	4	Total
Leilehua (9-4)	0	0	0	0	0
KS Kapalama (11-1)	7	7	13	13	40

Scoring Summary:

1st 11:08 KS - Park, Kupono 15 yd run (Gabriel, Tarra kick)
 2nd 02:49 KS - Bollig, IV, C. 25 yd pass from Campbell, TC (Gabriel, Tarra kick)
 3rd 06:49 KS - Cuban, Blaise 18 yd pass from Campbell, TC (Gabriel, Tarra kick failed)
 03:35 KS - Ho, Ryan 39 yd run (Gabriel, Tarra kick)
 4th 11:31 KS - Park, Kupono 2 yd run (Gabriel, Tarra kick)
 05:11 KS - Akana, C. 1 yd run (Gabriel, Tarra kick failed)

	LEILEHUA	KS
FIRST DOWNS	10	28
RUSHES-YARDS (NET)	18--46	39-249
PASSING YDS (NET)	135	257
Passes Att-Comp-Int.....	33-16-0	25-18-0
TOTAL OFFENSE PLAYS-YARDS	51-89	64-506
Fumble Returns-Yards.....	0-0	0-0
Punt Returns-Yards.....	1-0	3-2
Kickoff Returns-Yards.....	6-117	0-0
Interception Returns-Yards....	0-0	0-0
Punts (Number-Avg).....	9-35.7	2-34.0
Fumbles-Lost.....	2-0	4-3
Penalties-Yards.....	10-106	11-106
Possession Time.....	22:36	25:24
Third-Down Conversions.....	0 of 10	8 of 11
Fourth-Down Conversions.....	1 of 2	0 of 0
Red-Zone Scores-Chances.....	0-1	4-5
Sacks By: Number-Yards.....	0-0	7-69

RUSHING: Leilehua-Schmidt, Austin 3-13; Marshall, C. 4-8; Kalaau, Jordan 1-1; Bailey, CJ 1-minus 1; Manley, Andrew 9-minus 67. **Kamehameha**-Ho, Ryan 15-107; Campbell, TC 6-62; Park, Kupono 4-31; Cuban, Blaise 1-16; Muraoka, Jason 4-12; Hoohuli, Dyson 1-9; Morita, Kamu 1-4; Makaiwi, Jacob 1-3; Nakoa-Moniz, R. 1-3; Kawewehi, D.-J. 1-3; Akana, C. 4-minus 1.

PASSING: Leilehua-Manley, Andrew 14-28-0-120; Kalaau, Jordan 2-5-0-15. **Kamehameha**-Campbell, TC 16-23-0-217; Akana, C. 2-2-0-40.

RECEIVING: Leilehua-Padrones, Fred 6-82; Akagi, Kamana 6-36; Sapla, Keanu 2-11; Shealy, Darrien 1-5; Furtado, Blaine 1-1. **Kamehameha**-Cuban, Blaise 4-75; Bollig, IV, C. 2-49; Ruelke, Keanu 2-37; Auyong, Brent 2-23; Bell, Alika 2-12; Hoohuli, Dyson 1-22; Baqui, Bryson 1-18; Tang, Charlton 1-11; Bradley, Keola 1-6; Ho, Ryan 1-4; Muraoka, Jason 1-0.

INTERCEPTIONS: Leilehua-None. **Kamehameha**-None.

FUMBLES: Leilehua-Padrones, Fred 1-0; Manley, Andrew 1-0. **Kamehameha**-Campbell, TC 2-1; Ho, Ryan 1-1; Tatofi, Tiva 1-1.

Kickoff time: 7:26 pm End of Game: 9:54 pm Total elapsed time: 2:28
 Officials: Referee: Smith, Scott; Umpire: Tavai, Isaac; Linesman: Evans, Cal;
 Line judge: Dibble, Jayson; Back judge: Baysa, Tony; Field judge: Hunt, Doug;
 Side judge: Spencer, Paul; Scorer: Young, Dara;
 Temperature: 77 deg. Wind: ENE 13 mph Weather: passing showers

Championship – Friday, Dec. 4, 2009 – Aloha Stadium. Attendance: 21,661
#2 KS Kapalama 34, #1 Kahuku 21

	1	2	3	4	Total
KS Kapalama (12-1)	7	13	7	7	34
Kahuku (12-1)	0	0	14	7	21

Scoring Summary:

1st 07:25 KS - Auyong, Brent 14 yd pass from Campbell, TC (Gabriel, Tarra kick)
 2nd 06:50 KS - Ho, Ryan 9 yd run (Gabriel, Tarra kick)
 05:43 KS - Bollig, IV, C. 8 yd pass from Campbell, TC (Gabriel, Tarra kick failed)
 3rd 06:25 KAHUKU - Vea, Punga 26 yd pass from Moe, Evan (Mercado, C. kick)
 03:58 KAHUKU - Mataafa, F. 36 yd run (Mercado, C. kick)
 00:31 KS - Bollig, IV, C. 10 yd pass from Campbell, TC (Gabriel, Tarra kick)
 4th 08:02 KS - Ho, Ryan 27 yd run (Gabriel, Tarra kick)
 02:41 KAHUKU - Vea, Punga 16 yd pass from Moe, Evan (Mercado, C. kick)

	KS	KAHUKU
FIRST DOWNS	20	8
RUSHES-YARDS (NET)	39-174	29-105
PASSING YDS (NET)	183	138
Passes Att-Comp-Int.....	26-15-2	17-7-2
TOTAL OFFENSE PLAYS-YARDS	65-357	46-243
Fumble Returns-Yards.....	0-0	0-0
Punt Returns-Yards.....	2-13	3--3
Kickoff Returns-Yards.....	1-28	5-80
Interception Returns-Yards....	2-39	2-27
Punts (Number-Avg).....	4-37.5	6-29.2
Fumbles-Lost.....	2-0	2-0
Penalties-Yards.....	6-49	6-51
Possession Time.....	25:08	22:52
Third-Down Conversions.....	7 of 13	5 of 12
Fourth-Down Conversions.....	1 of 2	0 of 1
Red-Zone Scores-Chances.....	4-6	1-1
Sacks By: Number-Yards.....	3-18	1-13

RUSHING: Kamehameha-Ho, Ryan 24-121; Muraoka, Jason 3-21; Campbell, TC 6-18; Cuban, Blaise 1-10; Park, Kuponono 1-3; Baqui, Bryson 1-3; Kukahiwa-Haruno 3-minus 2.
Kahuku-Mataafa, F. 5-54; Pasi, Viliami 9-29; Brown, Tyrone 5-18; Wily, Alfoga 3-12; Kaka, Sage 1-minus 1; Moe, Evan 6-minus 7.

PASSING: Kamehameha-Campbell, TC 15-26-2-183. **Kahuku**-Moe, Evan 7-17-2-138.

RECEIVING: Kamehameha-Bollig, IV, C. 6-102; Cuban, Blaise 2-21; Bradley, Keola 2-15; Muraoka, Jason 1-16; Auyong, Brent 1-14; Hoohuli, Dyson 1-11; Tang, Charlton 1-6; Ho, Ryan 1-minus 2. **Kahuku**-Vea, Punga 5-106; Kaka, Sage 1-33; Pasi, Viliami 1-minus 1.

INTERCEPTIONS: Kamehameha-Ryder, Wave 1-35; Bajet, Chaz 1-4. **Kahuku**-Hill, Tigi 2-27.

FUMBLES: Kamehameha-Campbell, TC 1-0; Kukahiwa-Haruno 1-0. **Kahuku**-Kaka, Sage 1-0; Moe, Evan 1-0.

Kickoff time: 7:47 pm End of Game: 10:17 pm Total elapsed time: 2:30
 Officials: Referee: Alos, Brian; Umpire: Lynch, Todd; Linesman: Evans, Cal;
 Line judge: Cummins, R.; Back judge: Mirafuentes, B.; Field judge: Bregman, Ben;
 Side judge: Pasion, Raymond; Scorer: Young, Dara;
 Temperature: 73 deg. Wind: N 7 mph Weather: Partly cloudy

2010 Division 1



Quarterfinal – Friday, Nov. 12, 2010 – Waianae High School Waianae 34, #4 Kealakehe 16

	1	2	3	4	Total
Kealakehe (10-2)	0	3	7	6	16
Waianae (6-6)	6	22	6	0	34

Wai — Bryson Panui 17 run (kick failed)
 Wai — Malei Suaiaunoa 6 pass from Puletua Wilson (pass failed)
 Wai — Keola Bradley 30 pass from P. Wilson (P. Wilson run)
 Wai — Ho'okena Kamana 43 pass from P. Wilson (B. Panui from P. Wilson)
 Kea — FG Tyler Yates 41
 Kea — Jacob Ontiveros 35 pass from Yates (Yates kick)
 Wai — P. Wilson 1 run (kick failed)
 Kea — Psalm Wooching 1 run (run failed)

RUSHING — **Kea:** John Kamoku 6-8, Manase Hungalu 1-0, Wooching 15-40, Yates 9-(minus 4), Ontiveros 1-11, team 1-(minus 5). **Wai:** Jaylen Mitchell 6-62, P. Wilson 8-48, B. Panui 6-38, Keola Bradley 4-2, Kanekapila Hussey 2-4, Devon Seabrooks 2-(minus 10), Leighton Panui 1-(minus 1), Jason Towne 1-2.

PASSING — **Kea:** Yates 22-40-0—217. **Wai:** P. Wilson 9-12-0—245.

RECEIVING — **Kea:** Jordan Debus 6-41, Wooching 3-38, Kamoku 2-10, Ontiveros 7-86, Hudson Sauer 2-14, Dylan Navarro 1-3, Hungalu 1-25. **Wai:** Kamana 3-100, Mitchell 1-40, Suaiaunoa 2-38, Bradley 1-30, Brian Paul Manuel 2-37.

Quarterfinal – Friday, Nov. 12, 2010 – War Memorial Stadium Leilehua 35, #3 Baldwin 26

	1	2	3	4	Total
Leilehua (9-2)	14	7	7	7	35
Baldwin (9-2)	0	14	6	6	26

Lei–Jeremiah Andrade 29 pass from Kenan Sadanaga (Timothy Momiyama kick)
Lei–Fred Padrones 10 pass from Sadanaga (Momiyama kick)
Bald–Ro Wilson 26 pass from Keelan Ewaliko (CeeJay Santos kick)
Lei–Padrones 29 pass from Sadanaga (Momiyama kick)
Bald–Wilson 59 punt return (Santos kick)
Lei–Andrade 20 pass from Sadanaga (Momiyama kick)
Bald–Ramsey Pacubas 1 run (kick failed)
Lei–Allen Racette 33 pass from Sadanaga (Momiyama kick)
Bald–Ewaliko 6 run (kick failed)

RUSHING–**Leilehua:** Austin Schmidt 11-30, Andrade 1-6, Matai Tuaato 2-0, Andrade 1-0, Sadanaga 2-(minus 1), Stan Mersburgh 1-(minus 1), team 2-(minus 8). **Baldwin:** Ewaliko 21-32, Brad Naeole 7-14, Vetekina Malafu 2-5, Pacubas 3-3.

PASSING–**Leilehua:** Sadanaga 32-51-2-474, Andrade 1-1-0-7. **Baldwin:** Ewaliko 11-22-3-143, Sheldon Leong 0-1-0-0.

RECEIVING–**Leilehua:** Andrade 10-198, Padrones 9-130, Darrien Shealy 5-56, Racette 4-67, Elijah Barro 2-27, Schmidt 2-5, Mersburgh 1-(minus 2). **Baldwin:** Leong 4-21, Wilson 4-80, Santos 2-23, Kaiana Camvel 1-19.

Semifinal – Friday, Nov. 19, 2010 – Aloha Stadium. Attendance: 5,867

Waianae 48, #1 Mililani 41

	1	2	3	4	Total
Mililani (10-2)	7	13	14	7	41
Waianae (7-6)	14	6	21	7	48

Scoring Summary:

1st 03:59 WAIANAЕ - MITCHELL, Jaylen 28 run (SPENCER, Shaughn kick failed)
 03:07 MILILANI - McKINNEY, Trent 9 run (MORIKAWA, Jarin kick)
 01:23 WAIANAЕ- HUSSEY, K. 35 pass fr WILSON, Puletua (PANUI, Bryson pass fr WILSON)
 2nd 08:21 WAIANAЕ - WILSON, Puletua 4 run (SPENCER, Shaughn kick failed)
 04:42 MILILANI - PAYOMO, Zachary 2 run (MORIKAWA, Jarin kick blockd)
 02:19 MILILANI - BENSON, DeShawn 8 pass fr McKINNEY, Trent (MORIKAWA, Jarin kick)
 3rd 09:08 WAIANAЕ - WILSON, Puletua 1 run (MITCHELL, Jaylen rush failed)
 08:06 MILILANI - PAYOMO, Zachary 12 run (MORIKAWA, Jarin kick)
 06:58 WAIANAЕ - WILSON, Puletua 41 run (KAMANA, Hookena pass from WILSON, Puletua)
 03:47 WAIANAЕ - MITCHELL, Jaylen 10 run (SPENCER, Shaughn kick)
 01:00 MILILANI - McKINNEY, Trent 19 run (MORIKAWA, Jarin kick)
 4th 10:41 WAIANAЕ - WILSON, James 6 run (SPENCER, Shaughn kick)
 06:57 MILILANI - LUM, Colby 8 pass from McKINNEY, Trent (MORIKAWA, Jarin kick)

	MILILANI	WAIANAЕ
FIRST DOWNS	30	18
RUSHES-YARDS (NET)	38-221	44-317
PASSING YDS (NET)	300	93
Passes Att-Comp-Int.....	38-23-1	8-4-0
TOTAL OFFENSE PLAYS-YARDS	76-521	52-410
Fumble Returns-Yards.....	0-0	0-0
Punt Returns-Yards.....	0-0	1--5
Kickoff Returns-Yards.....	7-124	4-81
Interception Returns-Yards....	0-0	1-0
Punts (Number-Avg).....	1-44.0	3-47.7
Fumbles-Lost.....	3-2	3-2
Penalties-Yards.....	7-75	13-99
Possession Time.....	25:12	22:43
Third-Down Conversions.....	5 of 12	4 of 7
Fourth-Down Conversions.....	2 of 4	0 of 0
Red-Zone Scores-Chances.....	6-9	4-4
Sacks By: Number-Yards.....	1-9	3-31

RUSHING: Mililani-PAYOMO, Zachary 23-150; McKINNEY, Trent 15-71. **Waianae**-MITCHELL, Jaylen 12-120; WILSON, Puletua 10-81; PANUI, Bryson 13-58; HUSSEY, K. 2-30; BRADLEY, Keola 3-15; WILSON, James 4-13.

PASSING: Mililani-McKINNEY, Trent 23-38-1-300. **Waianae**-WILSON, Puletua 4-8-0-93; BRADLEY, Keola 0-0-0-0.

RECEIVING: Mililani-LUM, Colby 7-69; PIHANA, Nainoa 6-63; RICHARDSON, H. 5-103; BENSON, DeShawn 3-58; JEAN-PIERRE, Erv 2-7. **Waianae**-AKANA, Lawrence 1-41; HUSSEY, K. 1-35; PANUI, Bryson 1-13; WILSON, James 1-4.

INTERCEPTIONS: Mililani-None. **Waianae**-KAMANA, Hookena 1-0.

FUMBLES: Mililani-LAGAFUAINA, E. 1-1; ROJAS, Chase 1-1; McKINNEY, Trent 1-0. **Waianae**-BRADLEY, Keola 2-1; MITCHELL, Jaylen 1-1.

Kickoff time: 4:08 pm End of Game: 6:55 pm Total elapsed time: 1:47
 Officials: Referee: Marshall Harvest; Umpire: Gary Ferreira; Linesman: P. Pamaylaon; Line judge: Teodoro Spencer; Back judge: Aaron Orsatti; Field judge: Paul Cole; Side judge: Jayson Dibble; Scorer: Dara Young;

Semifinal – Friday, Nov. 19, 2010 – Aloha Stadium. Attendance: 5,867

#2 Saint Louis 42, Leilehua 28

	1	2	3	4	Total
Leilehua (9-3)	0	14	7	7	28
Saint Louis (10-1)	14	21	7	0	42

Scoring Summary:

1st 08:37 STLOUIS - BUKOSKI,Duke 14 pass from MARIOTA,Marcus (GOO,Aaron kick)
 06:35 STLOUIS - MARIOTA,Marcus 20 run (GOO,Aaron kick)
 2nd 08:42 STLOUIS - MOOK-GARCIA,Ke. 7 run (GOO,Aaron kick)
 05:54 LEILEHUA - PADRONES,Fred 3 pass from SADANAGA,Kenan (MOMIYAMA,T. kick)
 04:49 STLOUIS - NAKASATO,Derek 1 run (GOO,Aaron kick)
 01:02 LEILEHUA - PADRONES,Fred 20 pass from SADANAGA,Kenan (MOMIYAMA,T. kick)
 00:19 STLOUIS - NAKASATO,Derek 1 run (GOO,Aaron kick)
 3rd 08:00 STLOUIS - TABUYO,Jeremy 40 pass from MARIOTA,Marcus (GOO,Aaron kick)
 07:06 LEILEHUA - SHEALY,Darrien 64 pass from SADANAGA,Kenan (MOMIYAMA,T. kick)
 4th 11:53 LEILEHUA - PADRONES,Fred 25 pass from SADANAGA,Kenan (MOMIYAMA,T. kick)

	LEILEHUA	STLOUIS
FIRST DOWNS	26	16
RUSHES-YARDS (NET)	20--27	31-149
PASSING YDS (NET)	420	349
Passes Att-Comp-Int.....	58-38-3	19-17-1
TOTAL OFFENSE PLAYS-YARDS	78-393	50-498
Fumble Returns-Yards.....	0-0	0-0
Punt Returns-Yards.....	1-30	1-0
Kickoff Returns-Yards.....	4-60	3-103
Interception Returns-Yards....	1-0	3-62
Punts (Number-Avg).....	3-47.0	3-39.3
Fumbles-Lost.....	2-0	2-1
Penalties-Yards.....	3-15	16-157
Possession Time.....	27:37	20:23
Third-Down Conversions.....	6 of 15	1 of 6
Fourth-Down Conversions.....	1 of 4	1 of 1
Red-Zone Scores-Chances.....	2-3	5-6
Sacks By: Number-Yards.....	3-27	7-45

RUSHING: Leilehua-RACETTE,Allen 9-26; TUAATO,Matai 2-6; ANDRADE,J. 1-minus 1; SADANAGA,Kenan 8-minus 58. **SAINT LOUIS**-MOOK-GARCIA,Ke. 9-49; MARIOTA,Marcus 9-49; NAKASATO,Derek 11-39; McSHANE,Elijah 2-12.

PASSING: Leilehua-SADANAGA,Kenan 38-58-3-420. **SAINT LOUIS**-MARIOTA,Marcus 17-19-1-349.

RECEIVING: Leilehua-PADRONES,Fred 14-145; SHEALY,Darrien 9-142; ANDRADE,J. 6-90; RACETTE,Allen 5-10; RODRIGUEZ,Nick 2-13; MERSBURGH,Stan 1-10; ZIMMERMAN,S. 1-10. **SAINT LOUIS**-ALIVIADO,Layson 5-32; BUKOSKI,Duke 4-103; TUPUA,Joshua 3-113; TABUYO,Jeremy 3-90; MOOK-GARCIA,Ke. 1-7; TROY,Taylor 1-4.

INTERCEPTIONS: Leilehua-TUPINIO,Melvin 1-0. **SAINT LOUIS**-KALAWAIA,L. 1-33; SUA,Starr 1-21; CONTRADES,W. 1-8.

FUMBLES: Leilehua-SADANAGA,Kenan 2-0. **SAINT LOUIS**-MOOK-GARCIA,Ke. 1-1; CONTRADES,W. 1-0.

Kickoff time: 7:33 pm End of Game: 10:17 pm Total elapsed time: 2:44
 Officials: Referee: Brian Alos; Umpire: Todd Lynch; Linesman: Raymond Pasion;
 Line judge: Russell Cummins; Back judge: Duane Moku; Field judge: Shawn McGurrin;
 Side judge: Eric Stoffers; Scorer: Dara Young;
 Temperature: 77 deg. Wind: NNW 9 mph Weather: Cloudy

Championship – Friday, Nov. 26, 2010 – Aloha Stadium. Attendance: 12,309

#2 Saint Louis 36, Waianae 13

	1	2	3	4	Total
Waianae (7-7)	0	13	0	0	13
Saint Louis (11-1)	13	10	0	13	36

Scoring Summary:

1st 10:54 STLOUIS - TUPUA,Joshua 13 pass from MARIOTA,Marcus (GOO,Aaron kick)
 06:36 STLOUIS - TABUYO,Jeremy 79 pass fr MARIOTA,Marcus (GOO,Aaron kick failed)
 2nd 11:52 WAIANAEE - WILSON,James 14 pass from WILSON,Puletua (SPENCER,Shaughn kick)
 10:21 STLOUIS - MOOK-GARCIA,Ke. 1 run (GOO,Aaron kick)
 00:30 STLOUIS - GOO,Aaron 40 field goal
 00:13 WAIANAEE - MITCHELL,Jaylen 94 kickoff return (WILSON,Puletua pass failed)
 4th 11:52 STLOUIS - McSHANE,Elijah 4 run (GOO,Aaron kick)
 07:34 STLOUIS - TUUMALO,Dallas 2 pass fr MARIOTA,Marcus (GOO,Aaron kick failed)

	WAIANAEE	STLOUIS
FIRST DOWNS	25	23
RUSHES-YARDS (NET)	34-196	30-190
PASSING YDS (NET)	112	230
Passes Att-Comp-Int.....	19-11-3	23-17-0
TOTAL OFFENSE PLAYS-YARDS	53-308	53-420
Fumble Returns-Yards.....	0-0	0-0
Punt Returns-Yards.....	1-0	1-8
Kickoff Returns-Yards.....	3-117	2-36
Interception Returns-Yards....	0-0	3-25
Punts (Number-Avg).....	1-36.0	1-44.0
Fumbles-Lost.....	2-1	1-0
Penalties-Yards.....	17-175	12-152
Possession Time.....	27:10	20:50
Third-Down Conversions.....	2 of 7	4 of 7
Fourth-Down Conversions.....	1 of 2	1 of 1
Red-Zone Scores-Chances.....	1-2	5-6
Sacks By: Number-Yards.....	1-4	0-0

RUSHING: Waianae-WILSON,Puletua 15-90; PANUI,Bryson 10-49; MITCHELL,Jaylen 5-38; WILSON,James 2-10; BRADLEY,Keola 1-5; SEABROOKS,Devon 1-4. **SAINT LOUIS**-MOOK-GARCIA,Ke. 11-57; NAKASATO,Derek 7-52; MARIOTA,Marcus 5-43; McSHANE,Elijah 3-20; NAGAI,Jason 2-10; PIMENTAL,David 1-9; MOOK-GARCIA,Ka. 1-minus 1.

PASSING: Waianae-WILSON,Puletua 11-19-3-112. **SAINT LOUIS**-MARIOTA,Marcus 17-23-0-230.

RECEIVING: Waianae-WILSON,James 4-14; SUIAUNOA,Malei 2-16; MANUEL,Brian 1-23; MITCHELL,Jaylen 1-17; CANONIO,Herman 1-16; AKANA,Lawrence 1-15; KAMANA,Hookena 1-11. **SAINT LOUIS**-TUPUA,Joshua 6-73; BUKOSKI,Duke 5-45; ALIVIADO,Layson 2-14; TABUYO,Jeremy 1-79; TOMASZEK,Jared 1-12; NAKASATO,Derek 1-4; TUUMALO,Dallas 1-2; MOOK-GARCIA,Ke. 0-1.

INTERCEPTIONS: Waianae-None. **SAINT LOUIS**-GOMEZ,Leland 2-21; KALAWAIA,L. 1-4.

FUMBLES: Waianae-WILSON,James 1-0; SEABROOKS,Devon 1-1. **SAINT LOUIS**-MOOK-GARCIA,Ke. 1-0.

Kickoff time: 7:08 pm End of Game: 10:13 pm Total elapsed time: 2:45
 Officials: Referee: Rhys Amimoto; Umpire: Michael Geis; Linesman: Scott Smith;
 Line judge: Pete Pamaylon; Back judge: Santos Barbbase; Field judge: B. Mirafuentes;
 Side judge: Jayson Dibble; Scorer: Dara Young;
 Temperature: 75 deg. Wind: NE 15 mph Weather: Isolated showers

2011 Division 1



Quarterfinal – Friday, Nov. 11, 2011 – Kealakehe High School Leilehua 35, #4 Kealakehe 24

	1	2	3	4	Total
Leilehua (10-1-1)	22	0	0	13	35
Kealakehe (10-2)	0	10	7	7	24

Lei – Mikal Peyton 26 pass from Jeremiah Andrade (Tim Momiyama kick)

Lei – Allen Racette 1 run (Momiyama kick)

Lei – Andrade 34 pass from Keenan Sadanaga (Andrade run)

Keala – John Kamoku 12 run (Jon Yates kick)

Keala – FG Yates 26

Keala – Kamoku 1 run (Yates kick)

Lei – Racette 2 pass from Sadanaga (Momiyama kick)

Keala – Kamoku 80 run (Yates kick)

Lei – FG Momiyama 33

Lei – FG Momiyama 43

RUSHING – Leilehua: Keanu Kamakakaiwi 15-68, Racette 1-2, Sadanaga 5-(minus-5), Cole DeCorte 1-1. **Kealakehe:** Psalm Wooching 8-12, Vincent Paogofie 3-10, Kamoku 25-140, Jacob Ontiveros 6-14, Team 1-(minus-10).

PASSING – Leilehua: Sadanaga 18-39-1--237, Andrade 1-1-0—26. **Kealakehe:** Kamoku 9-21-1—155, Ontiveros 4-4-0—50.

RECEIVING – Leilehua: Racette 7-61, Andrade 9-121, Peyton 3-81. **Kealakehe:** Giuseppe Zapataoliva 4-67, Wooching 2-(minus-7), Paogofie 1-13, Lennox Jones 6-132.

Quarterfinal – Friday, Nov. 11, 2011 – War Memorial Stadium #3 Baldwin 28, Farrington 24

	1	2	3	4	Total
Farrington (10-2)	6	0	12	6	24
Baldwin (9-1)	7	7	0	14	28

Farr – Tyler Taumua 4 run. Keanu Foki kick

Bald – Keelan Ewalko 17 run. Dean Phillips kick

Bald – Kaiana Camvel 12 pass from Ewaliko. Phillips kick.

Farr – Taumua 1 run. Run failed

Farr – Taumua 20 run. Kick failed

Bald – Ewaliko 1 run. Phillips kick

Farr – Taumua 1 run. Kick blocked

Bald – Ewaliko 33 run. Phillips kick.

RUSHING – Farrington: Travis Tamapua 4-9, Tavale Masalosalo 7-25, Taumua 27-157, Abraham Silva 12-47. **Baldwin:** Ewaliko 20-112, Vetekina Malafu 15-36, Branden Kaupe 1-(minus-2), Team 1-(minus 12).

PASSING – Farrington: Tamapua 9-18-2--123. **Baldwin:** Ewaliko 13-20-1--109.

RECEIVING – Farrington: Toma Barrett 7-111, Shane Cabato-Machado 1-6, Tyler Milton Liana 1-6. **Baldwin:** Kaupe 2-1, Camvel 7-41, Kyson-Lee Kaiama 1-11, Malafu 2-33, Brandon Fernandez 1-23.

Semifinal – Friday, Nov. 18, 2011 – Aloha Stadium. Attendance: 8,659

#2 Punahou 35, #3 Baldwin 0

	1	2	3	4	Total
Baldwin (9-2)	0	0	0	0	0
Punahou (11-2)	7	14	7	7	35

Scoring Summary:

1st 07:10 PUNAHOU - SEKONA,KJ 3 pass from TUILETA,Larry (FAIRBAIRN,Kaimi kick)
 2nd 03:13 PUNAHOU - LAKALAKA,Steven 5 run (FAIRBAIRN,Kaimi kick)
 00:24 PUNAHOU - TUIASOA,Ryan 10 pass from TUILETA,Larry (FAIRBAIRN,Kaimi kick)
 3rd 07:15 PUNAHOU - LEE,Cody 28 pass from TUILETA,Larry (FAIRBAIRN,Kaimi kick)
 4th 09:07 PUNAHOU - JOHNSON,Malik 27 pass from TUILETA,Larry (FAIRBAIRN,Kaimi kick)

	BALDWIN	PUNAHOU
FIRST DOWNS	8	20
RUSHES-YARDS (NET)	30-40	24-91
PASSING YDS (NET)	45	279
Passes Att-Comp-Int.....	14-4-0	35-26-0
TOTAL OFFENSE PLAYS-YARDS	44-85	59-370
Fumble Returns-Yards.....	0-0	0-0
Punt Returns-Yards.....	1-3	3-56
Kickoff Returns-Yards.....	1-57	1-13
Interception Returns-Yards....	0-0	0-0
Punts (Number-Avg).....	7-41.7	3-46.3
Fumbles-Lost.....	2-1	1-0
Penalties-Yards.....	4-40	9-92
Possession Time.....	20:03	27:57
Third-Down Conversions.....	2 of 12	9 of 13
Fourth-Down Conversions.....	0 of 1	0 of 0
Red-Zone Scores-Chances.....	0-0	3-3
Sacks By: Number-Yards.....	0-0	0-0

RUSHING: Baldwin-MALAFU,Vetekina 10-25; EWALIKO,Keelan 18-16; CAMVEL,Kaiana 1-5; TASINI,Pasoni 1-minus 6. **Punahou**-LAKALAKA,Steven 16-75; SCHWARTZ,D. 3-8; DYAS,Kale 2-7; LEE,Cody 1-2; TUILETA,Larry 2-minus 1.

PASSING: Baldwin-EWALIKO,Keelan 4-14-0-45. **Punahou**-TUILETA,Larry 24-33-0-264; DYAS,Kale 2-2-0-15.

RECEIVING: Baldwin-CAMVEL,Kaiana 3-40; FERNANDEZ,B. 1-5. **Punahou**-JOHNSON,Malik 5-41; LAKALAKA,Steven 4-32; DYAS,Kale 4-29; LEE,Cody 3-48; WILLEY,Noah 2-38; McCLAFFERTY,T. 2-36; TUIASOA,Ryan 2-28; COMBS,Dylan 2-15; SAULA,Micah 1-9; SEKONA,KJ 1-3.

INTERCEPTIONS: Baldwin-None. **Punahou**-None.

FUMBLES: Baldwin-EWALIKO,Keelan 2-1. **Punahou**-COMBS,Dylan 1-0.

Kickoff time: 4:07 pm End of Game: 6:29 pm Total elapsed time: 2:22
 Officials: Referee: Rhys Amimoto; Umpire: Gary Ferreira; Linesman: Wade Miranda;
 Line judge: Allen Marshall; Back judge: Santos Barbasa; Field judge: Robert Victor;
 Side judge: Duane Moku; Scorer: Natalie Iwamoto;
 Temperature: 81 Wind: ENE 17 Weather: Partly cloudy, humidity 65%

Semifinal – Friday, Nov. 18, 2011 – Aloha Stadium. Attendance: 8,659

#1 Kahuku 13, Leilehua 10 (OT)

	1	2	3	4	OT	Total
Kahuku (11-1)	0	0	0	7	6	13
Leilehua (10-2-1)	0	0	0	7	3	10

Scoring Summary:

4th 11:55 KAHUKU - FAKATOU,M. 1 yd run (ALULI,Kekahu kick)
 05:37 LEILEHUA - PEYTON,Mikal 7 yd pass from SADANAGA,Kenan (MOMIYAMA,Tim kick)
 OT 00:00 LEILEHUA - MOMIYAMA,Tim 37 yd field goal
 00:00 KAHUKU - WILY,Aofaga 3 yd run

	KAHUKU	LEILEHUA
FIRST DOWNS	17	7
RUSHES-YARDS (NET)	59-238	15--17
PASSING YDS (NET)	39	85
Passes Att-Comp-Int.....	9-4-2	26-13-0
TOTAL OFFENSE PLAYS-YARDS	68-277	41-68
Fumble Returns-Yards.....	0-0	0-0
Punt Returns-Yards.....	1-5	4-33
Kickoff Returns-Yards.....	1-29	1-36
Interception Returns-Yards....	0-0	2-6
Punts (Number-Avg).....	4-36.5	5-40.4
Fumbles-Lost.....	0-0	1-0
Penalties-Yards.....	9-71	5-25
Possession Time.....	44:07	27:53
Third-Down Conversions.....	9 of 17	4 of 11
Fourth-Down Conversions.....	1 of 2	0 of 0
Red-Zone Scores-Chances.....	2-4	2-2
Sacks By: Number-Yards.....	0-0	0-0

RUSHING: Kahuku-WILY,Aofaga 32-129; FAKATOU,M. 23-110; JOHNSON,K. 1-4; MOE,Sterling 1-2; LIVAI,Lasi 2-minus 7. Leilehua-RACETTE,Allen 4-minus 1; KAMAKAIWI,K. 3-minus 3; TEAM 1-minus 3; SADANAGA,Kenan 6-minus 4; ANDRADE,J. 1-minus 6.

PASSING: Kahuku-LIVAI,Lasi 4-9-2-39. Leilehua-SADANAGA,Kenan 13-26-0-85.

RECEIVING: Kahuku-WILLIAMS,Lamone 2-22; JOHNSON,K. 2-17. Leilehua-PEYTON,Mikal 6-43; PAAS,Larry 2-15; ANDRADE,J. 2-10; RACETTE,Allen 2-minus 3; JENKS,Josh 1-20.

INTERCEPTIONS: Kahuku-None. Leilehua-SIAVII,Russell 2-6.

FUMBLES: Kahuku-None. Leilehua-JENKS,Josh 1-0.

Kickoff time: 7:07 End of Game: 9:31 Total elapsed time: 2:24
 Officials: Referee: Brian Alos; Umpire: Sam Wilson; Linesman: Craig Shaner;
 Line judge: Scott Smith; Back judge: Ron Tacadena; Field judge: Shawn McGurrin;
 Side judge: Doug Hunt; Scorer: Natalie Iwamoto;
 Temperature: 79 Wind: ENE 18 Weather: Partly cloudy, humidity 69%

Championship – Friday, Nov. 25, 2011 – Aloha Stadium. Attendance: 20,058
#1 Kahuku 30, #2 Punahou 24

	1	2	3	4	Total
Punahou (11-3)	0	7	3	14	24
Kahuku (12-1)	10	14	0	6	30

Scoring Summary:

1st 06:00 KAHUKU - ALULI,Kekahu 38 field goal
 03:26 KAHUKU - WILY,Aofaga 5 run (ALULI,Kekahu kick)
 2nd 09:55 KAHUKU - FAKATOU,M. 23 pass from LIVAI,Lasi (ALULI,Kekahu kick)
 05:52 KAHUKU - FISO,Mikeli 16 pass from LIVAI,Lasi (ALULI,Kekahu kick)
 01:25 PUNAHOU - HANOHANO,Logan 0 fumble recovery (FAIRBAIRN,Kaimi kick)
 3rd 03:55 PUNAHOU - FAIRBAIRN,Kaimi 25 field goal
 4th 06:57 PUNAHOU - LAKALAKA,Steven 24 pass fr TUILETA,Larry (FAIRBAIRN,Kaimi kick)
 01:47 KAHUKU - FAKATOU,M. 30 run (ALULI,Kekahu kick blockd)
 00:24 PUNAHOU - LAKALAKA,Steven 6 pass fr TUILETA,Larry (FAIRBAIRN,Kaimi kick)

	PUNAHOU	KAHUKU
FIRST DOWNS	13	16
RUSHES-YARDS (NET)	17-62	46-226
PASSING YDS (NET)	180	77
Passes Att-Comp-Int.....	41-22-3	12-6-1
TOTAL OFFENSE PLAYS-YARDS	58-242	58-303
Fumble Returns-Yards.....	0-0	0-0
Punt Returns-Yards.....	1-0	1--3
Kickoff Returns-Yards.....	4-84	1-48
Interception Returns-Yards....	1-0	3-27
Punts (Number-Avg).....	3-45.3	4-29.8
Fumbles-Lost.....	3-2	4-2
Penalties-Yards.....	7-68	8-55
Possession Time.....	22:38	25:22
Third-Down Conversions.....	5 of 13	5 of 11
Fourth-Down Conversions.....	2 of 3	0 of 0
Red-Zone Scores-Chances.....	2-2	2-3
Sacks By: Number-Yards.....	3-18	0-0

RUSHING: Punahou-LAKALAKA,Steven 13-64; TUILETA,Larry 1-4; JOHNSON,Malik 2-0; KAMANA,Tim 1-minus 6. **Kahuku**-WILY,Aofaga 27-180; FAKATOU,M. 8-39; JOHNSON,K. 3-14; LIUA,PJ 2-12; MOE,Sterling 1-3; TEAM 2-minus 4; LIVAI,Lasi 3-minus 18.

PASSING: Punahou-TUILETA,Larry 22-41-3-180. **Kahuku**-LIVAI,Lasi 5-10-1-71; JOHNSON,K. 1-2-0-6.

RECEIVING: Punahou-JOHNSON,Malik 5-56; LAKALAKA,Steven 5-49; DYAS,Kale 3-24; McCLAFFERTY,T. 3-9; WILLEY,Noah 2-17; LEE,Cody 2-14; TUIASOA,Ryan 2-11. **Kahuku**-FISO,Mikeli 3-31; FAKATOU,M. 1-23; JOHNSON,K. 1-14; NAGY,Spencer 1-9.

INTERCEPTIONS: Punahou-HERNANDEZ,Zach 1-0. **Kahuku**-BEATTY,Bronson 1-25; RAMIREZ,Evan 1-2; KUALIII-MOE,M. 1-0.

FUMBLES: Punahou-COMBS,Dylan 1-1; LAKALAKA,Steven 1-1; LEE,Cody 1-0. **Kahuku**-FAKATOU,M. 2-2; LIVAI,Lasi 1-0; WILY,Aofaga 1-0.

Kickoff time: 7:18 pm End of Game: 9:50 pm Total elapsed time: 2:32
 Officials: Referee: Brian Alos; Umpire: Gary Ferreira; Linesman: Scott Smith;
 Line judge: Rhys Amimoto; Back judge: Ron Tacadena; Field judge: Vernon Nakamoto;
 Side judge: Duane Moku; Scorer: Dara Young;
 Temperature: 77 deg. Wind: NNE 7 mph Weather: Partly cloudy, Humidity 62%

2012 Division 1



Quarterfinal – Friday, Nov. 9, 2012 – Kealakehe High School Farrington 34, #4 Kealakehe 25

	1	2	3	4	Total
Farrington (10-2)	8	6	7	13	34
Kealakehe (10-2)	6	0	6	13	25

KEAL - Lennox Jones, 1 yard run. (V. Paogofie kick failed)
 FARR - Tyler Taumua, 2 yard run. (T. Taumua run good)
 FARR - T. Taumua, 14 yard run. (J. Tamashiro kick failed)
 KEAL - Kainoa Kipapa, 1 yard run. (K. Kipapa run failed)
 FARR - Abraham Silva, 16 yard run. (J. Tamashiro kick good)
 KEAL - David Fangupo, 2 yard run. (K. Yates kick good)
 FARR - A. Silva, 5 yard run. (J. Tamashiro kick failed)
 KEAL - L. Jones, 40 yard run. (L. Jones run failed)
 FARR - T. Taumua, 7 yard run. (J. Tamashiro kick good)

RUSHING - Farrington: Abraham Silva 24-172, Tyler Taumua 19-144, Montana Liana 1--5, Team 3-(-6). **Kealakehe:** Lennox Jones 18-141, David Fangupo 7-28, Giuseppe Zapataoliva 4-24, Kainoa Kipapa 4-15, Jordan Cristobal 14-(-4), Team 1-(-6).

PASSING - Farrington: Montana Liana 6-12-0-58. **Kealakehe:** Jordan Cristobal 4-9-2-54.

RECEIVING - Farrington: Joshua Teixeira 2-23, James Hashimoto 2-20, Tyler Liana 2-15. **Kealakehe:** Vincent Paogofie 1-27, Giuseppe Zapataoliva 1-16, Lennox Jones 2-11.

Quarterfinal – Friday, Nov. 9, 2012 – War Memorial Stadium Mililani 24, #3 Baldwin 13

	1	2	3	4	Total
Mililani (10-2)	3	7	7	7	24
Baldwin (7-3)	13	0	0	0	13

BAL - Keelan Ewaliko, 18 yard run. (K. Ewaliko kick good)
 MIL - Ryan Carlomany, 31 yard field goal.
 BAL - K. Ewaliko, 30 yard field goal.
 BAL - K. Ewaliko, 40 yard field goal.
 MIL - Dayton Furuta, 2 yard run. (R. Cantomany kick good)
 MIL - Ekolu Ramos, 8 yard pass from Jarin Morikawa. (R. Cantomany kick good)
 MIL - D. Furuta, 11 yard run. (R. Cantomany kick good)

RUSHING - Mililani: Dayton Furuta 23-118, Pakelo Lee 9-31, Jarin Morikawa 7-(-17). **Baldwin:** Keelan Ewaliko 21-115, Dusty Flores 11-27, Zacharia Coloma-Mariano 1-5.

PASSING - Mililani: Jarin Morikawa 17-31-0-177. **Baldwin:** Keelan Ewaliko 6-23-1-56.

RECEIVING - Mililani: Ekolu Ramos 8-85, Erren Jean-Pierre 4-49, Kahlil Stevens 2-30, Dakota Turner 1-7, Kainoa Wilson 1-5, Colton Dayacos-Gaspar 1-1. **Baldwin:** Zacharia Coloma-Mariano 3-38, Kyson-Lee Kaiama 1-11, Ryan Graham 2-7.

Semifinal – Friday, Nov. 16, 2012 – Aloha Stadium. Attendance: 6,972

#2 Punahou 49, Mililani 19

	1	2	3	4		Total
Mililani (10-3)	13	0	0	6		19
Punahou (8-2)	7	14	14	14		49

Scoring Summary:

1st 08:35 PUNAHOU - SEKONA,K.J. 5 pass from TUILETA,Larry (McDONALD,Kainoa kick)
 05:16 MILILANI - RAMOS,Ekolu 19 pass from MORIKAWA,Jarin (CARLOMANY,Ryan kick)
 02:22 MILILANI - JEAN-PIERRE,E.18 pass fr MORIKAWA,Jarin (CARLOMANY kick block)
 2nd 08:52 PUNAHOU - TUIASOA,Ryan 1 run (McDONALD,Kainoa kick)
 02:27 PUNAHOU - NOA,Kanawai 68 pass from TUILETA,Larry (McDONALD,Kainoa kick)
 3rd 07:13 PUNAHOU - TORRES,Dakota 3 pass from TUILETA,Larry (McDONALD,Kainoa kick)
 00:54 PUNAHOU - WILLEY,Noah 28 pass from TUILETA,Larry (McDONALD,Kainoa kick)
 4th 09:26 PUNAHOU - TUIASOA,Ryan 1 run (McDONALD,Kainoa kick)
 08:44 MILILANI - JEAN-PIERRE,E. 16 pass fr MORIKAWA,Jarin (MORIKAWA pass fail)
 05:56 PUNAHOU - TUIASOA,Ryan 87 pass from TUILETA,Larry (TRIFONOVITCH,A. kick)

	MILILANI	PUNAHOU
FIRST DOWNS	24	19
RUSHES-YARDS (NET)	35-66	27-81
PASSING YDS (NET)	295	420
Passes Att-Comp-Int.....	50-23-2	35-24-0
TOTAL OFFENSE PLAYS-YARDS	85-361	62-501
Fumble Returns-Yards.....	0-0	0-0
Punt Returns-Yards.....	2-3	5-16
Kickoff Returns-Yards.....	5-99	2-37
Interception Returns-Yards....	0-0	2-16
Punts (Number-Avg).....	8-33.8	7-33.3
Fumbles-Lost.....	0-0	2-1
Penalties-Yards.....	4-18	11-110
Possession Time.....	27:12	20:48
Third-Down Conversions.....	4 of 19	5 of 12
Fourth-Down Conversions.....	2 of 5	0 of 0
Red-Zone Scores-Chances.....	3-5	4-4
Sacks By: Number-Yards.....	3-13	5-16

RUSHING: Mililani-LEE,Pakelo 16-50; FURUTA,Dayton 12-25; DAYACOS-GASPAR 1-5; MORIKAWA,Jarin 6-minus 14. **Punahou**-TUIASOA,Ryan 15-60; HOSODA,Heisman 5-31; NOA,Kanawai 1-8; TEAM 2-minus 2; TUILETA,Larry 4-minus 16.

PASSING: Mililani-MORIKAWA,Jarin 23-49-2-295; TEAM 0-1-0-0. **Punahou**-TUILETA,Larry 24-35-0-420.

RECEIVING: Mililani-SINN,Preston 9-109; JEAN-PIERRE,E. 3-47; RAMOS,Ekolu 3-34; DAYACOS-GASPAR 3-29; WILSON,Kainoa 2-27; REEDY,Ryan 2-12; CAMARILLO,D. 1-37. **Punahou**-NOA,Kanawai 11-229; SITAR,Trent 6-47; TUIASOA,Ryan 2-99; TORRES,Dakota 2-9; SEKONA,K.J. 2-8; WILLEY,Noah 1-28.

INTERCEPTIONS: Mililani-None. **Punahou**-SHIZUMURA,Chaz 1-8; WATANABE,Dayson 1-8.

FUMBLES: Mililani-None. **Punahou**-SHIZUMURA,Chaz 1-1; AUGAFA,Joseph 1-0.

Kickoff time: 4:40 PM End of Game: 7:24 PM Total elapsed time: 2:44
 Officials: Scorer: Dara Young;
 Temperature: 80 deg. Wind: NE 17 MPH Weather: Partly cloudy

Semifinal – Friday, Nov. 16, 2012 – Aloha Stadium. Attendance: 6,972

#1 Kahuku 47, Farrington 14

	1	2	3	4	Total
Farrington (10-3)	0	0	6	8	14
Kahuku (11-0)	7	17	16	7	47

Scoring Summary:

1st 06:19 KAHUKU - WILY JR.,Aofaga 5 yd run (SAMSEL,Jake kick)
 2nd 07:48 KAHUKU - WILY JR.,Aofaga 2 yd run (SAMSEL,Jake kick)
 05:54 KAHUKU - WILY JR.,Aofaga 18 yd run (SAMSEL,Jake kick)
 02:13 KAHUKU - SAMSEL, J. 47 yd field goal
 3rd 11:41 KAHUKU - THOMPSON,L. 95 yd kickoff return (SAMSEL,Jake kick)
 04:53 FARRINGT - TAUMUA,Tyler 2 yd run (LIANA,Montana pass failed)
 01:36 KAHUKU - WILY JR.,Aofaga 7 yd run (SAMSEL,Jake kick)
 00:15 KAHUKU - TEAM safety
 4th 09:06 KAHUKU - SIILATA,Pupi 18 yd run (SAMSEL,Jake kick)
 07:27 FARRINGT - TAUMUA,Tyler 78 yd run (LIANA,Tyler pass from LIANA,Montana)

	FARRINGT	KAHUKU
FIRST DOWNS	8	15
RUSHES-YARDS (NET)	39-82	41-196
PASSING YDS (NET)	40	92
Passes Att-Comp-Int.....	9-4-0	13-6-0
TOTAL OFFENSE PLAYS-YARDS	48-122	54-288
Fumble Returns-Yards.....	0-0	0-0
Punt Returns-Yards.....	2-7	2-20
Kickoff Returns-Yards.....	1-19	2-123
Interception Returns-Yards....	0-0	0-0
Punts (Number-Avg).....	8-32.9	4-34.0
Fumbles-Lost.....	4-1	2-0
Penalties-Yards.....	11-63	5-45
Possession Time.....	24:58	23:02
Third-Down Conversions.....	3 of 14	2 of 9
Fourth-Down Conversions.....	0 of 1	1 of 2
Red-Zone Scores-Chances.....	1-1	5-6
Sacks By: Number-Yards.....	0-0	6-40

RUSHING: Farrington-TAUMUA,Tyler 19-104; SILVA,Amo 9-32; LAVATAI,Sanele 1-7; LAVATAI,S. 1-3; ANAKALEA,Jackie 1-1; TEAM 1-minus 20; LIANA,Montana 7-minus 45.
Kahuku-WILY JR.,Aofaga 24-141; SIILATA,Pupi 2-18; AFALAVA,Soli 5-17; LIVAI,Lasi 2-14; ALAPA,Malosi 1-6; AH YOU,Quayd 6-2; TEAM 1-minus 2.

PASSING: Farrington-LIANA,Montana 3-8-0-12; TAUMUA,Tyler 1-1-0-28. **Kahuku**-LIVAI,Lasi 6-13-0-92.

RECEIVING: Farrington-SILVA,Amo 1-28; ANAKALEA,Jackie 1-9; TAUMUA,Tyler 1-3; LIANA,Tyler 1-0. **Kahuku**-THOMPSON,L. 2-47; WILY JR.,Aofaga 2-24; AFALAVA,Soli 1-15; JOHNSON,Kawe 1-6.

INTERCEPTIONS: Farrington-None. **Kahuku**-None.

FUMBLES: Farrington-TAUMUA,Tyler 2-0; TEAM 1-0; LIANA,Montana 1-1. **Kahuku**-LIVAI,Lasi 1-0; SIILATA,Pupi 1-0.

Kickoff time: 7:59 pm End of Game: 10:31 pm Total elapsed time: 2:32

Championship – Friday, Nov. 23, 2012 – Aloha Stadium. Attendance: 17,820
#1 Kahuku 42, #2 Punahou 20

	1	2	3	4	Total
Punahou (8-3)	0	0	14	6	20
Kahuku (12-0)	0	21	0	21	42

Scoring Summary:

2nd 09:27 KAHUKU - WILY JR., Aofaga 53 yd run (SAMSEL, Jake kick)
 02:27 KAHUKU - THOMPSON, L. 29 yd pass from LIVAI, Lasi (SAMSEL, Jake kick)
 00:05 KAHUKU - JOHNSON, Kawe 53 yd pass from LIVAI, Lasi (SAMSEL, Jake kick)

3rd 05:51 PUNAHOU - TUIASOA, Ryan 25 yd run (McDONALD, Kainoa kick)
 01:10 PUNAHOU - TUIASOA, Ryan 8 yd run (McDONALD, Kainoa kick)

4th 09:52 KAHUKU - WILY JR., Aofaga 38 yd run (SAMSEL, Jake kick)
 09:40 KAHUKU - CRAVENS, Will 6 yd fumble recovery (SAMSEL, Jake kick)
 06:56 KAHUKU - WILY JR., Aofaga 25 yd run (SAMSEL, Jake kick)
 02:10 PUNAHOU - TUIASOA, Ryan 3 yd run (McDONALD, Kainoa rush failed)

	PUNAHOU	KAHUKU
FIRST DOWNS	16	13
RUSHES-YARDS (NET)	27-107	47-235
PASSING YDS (NET)	171	111
Passes Att-Comp-Int.....	32-17-3	10-4-0
TOTAL OFFENSE PLAYS-YARDS	59-278	57-346
Fumble Returns-Yards.....	0-0	2-8
Punt Returns-Yards.....	3-3	0-0
Kickoff Returns-Yards.....	4-79	3-26
Interception Returns-Yards....	0-0	3-45
Punts (Number-Avg).....	6-37.2	8-37.5
Fumbles-Lost.....	4-3	2-1
Penalties-Yards.....	5-37	9-71
Possession Time.....	20:48	27:12
Third-Down Conversions.....	5 of 14	3 of 14
Fourth-Down Conversions.....	1 of 2	1 of 2
Red-Zone Scores-Chances.....	2-2	0-0
Sacks By: Number-Yards.....	0-0	3-21

RUSHING: Punahou-TUIASOA, Ryan 22-118; HOSODA, Heisman 1-1; TUILETA, Larry 4-minus 12.
Kahuku-WILY JR., Aofaga 26-188; JOHNSON, Kawe 5-30; GALEAI, Devailo 4-12;
 ELMORE, Spencer 2-3; SIILATA, Pupi 3-3; AFALAVA, Soli 1-2; LIVAI, Lasi 1-2;
 ALAPA, Malosi 1-2; AH YOU, Quayd 1-0; TEAM 1-minus 2; FONOIMOANA, M. 2-minus 5.

PASSING: Punahou-TUILETA, Larry 17-32-3-171. **Kahuku**-LIVAI, Lasi 4-9-0-111;
 JOHNSON, Kawe 0-1-0-0.

RECEIVING: Punahou-NOA, Kanawai 6-82; TUIASOA, Ryan 4-49; SITAR, Trent 2-6;
 SEKONA, K.J. 2-6; COMBS, Dylan 1-12; CHEE, Keanu 1-11; TORRES, Dakota 1-5. **Kahuku**-
 THOMPSON, L. 2-49; CRAVENS, Will 1-11; GALEAI, Devailo 1-minus 2; JOHNSON, Kawe 0-53.

INTERCEPTIONS: Punahou-None. **Kahuku**-JOHNSON, Kawe 2-45; THOMPSON, L. 1-0.

FUMBLES: Punahou-TEAM 1-1; TUIASOA, Ryan 1-1; CHEE, Keanu 1-1; SHIZUMURA, Chaz 1-0.
Kahuku-SIILATA, Pupi 1-0; FONOIMOANA, M. 1-1.

Kickoff time: 7:41 PM End of Game: 10:09 PM Total elapsed time: 2:28
 Officials: Referee: Robert Victor; Umpire: Sam Wilson; Linesman: Scott Smith;
 Line judge: Wade Miranda; Back judge: Santos Barbasa; Field judge: Duane Moku;
 Side judge: Craig Shaner; Scorer: Dara Young;
 Temperature: 82 deg. Wind: SW 10 mph Weather: Partly cloudy, haze

2013 Division 1



Quarterfinal – Friday, Nov. 8, 2013 – War Memorial Stadium Farrington 21, #3 Baldwin 3

	1	2	3	4	Total
Farrington (9-3)	7	7	0	7	21
Baldwin (6-5)	3	0	0	0	3

Scoring Summary:

1st 07:17 BALDWIN - CASCO, Ricky 43 yd field goal
 04:28 FARR - LAVATAI, Sanele 9 yd run (SASAOKA, Kekoa kick)
 2nd 00:32 FARR - BAGUIO, Jacob 12 yd pass from LIANA, Montana (SASAOKA, Kekoa kick)
 4th 03:49 FARR - HUFANGA, Sitale 7 yd run (SASAOKA, Kekoa kick)

	FARR	BALDWIN
FIRST DOWNS	22	11
RUSHES-YARDS (NET)	40-211	23-4
PASSING YDS (NET)	196	107
Passes Att-Comp-Int.....	27-14-0	26-17-3
TOTAL OFFENSE PLAYS-YARDS	67-407	49-111
Fumble Returns-Yards.....	0-0	0-0
Punt Returns-Yards.....	2-10	1-1
Kickoff Returns-Yards.....	1-10	2-45
Interception Returns-Yards....	3-7	0-0
Punts (Number-Avg).....	4-34.0	6-33.2
Fumbles-Lost.....	0-0	0-0
Penalties-Yards.....	12-115	4-36
Possession Time.....	26:38	21:22
Third-Down Conversions.....	6 of 13	2 of 11
Fourth-Down Conversions.....	0 of 2	0 of 0
Red-Zone Scores-Chances.....	3-6	0-1
Sacks By: Number-Yards.....	3-23	0-0

RUSHING: Farrington-LAVATAI, Sanele 16-105; HUFANGA, Sitale 13-75; MASALOSALO, Man 5-28; LIANA, CJ 2-5; TATUPU-LEOPOLDO 1-4; LIANA, Montana 1-2; TUI, BUGSY 1-2; TEAM 1-minus 10. Baldwin-LUIS, Keenan 4-14; FLORES, Dusty 9-9; BADILLO, Jeremi 1-minus 3; KAE0-MATA, Kawe 1-minus 3; AKAKA-FOSTER, J 8-minus 13.

PASSING: Farrington-LIANA, Montana 14-27-0-196. Baldwin-AKAKA-FOSTER, J 17-26-3-107.

RECEIVING: Farrington-BAGUIO, Jacob 8-115; HUGHES, Akui 3-44; SCANLAN, Enele 2-24; MCENROE, Jacob 1-13. Baldwin-BADILLO, Jeremi 9-70; TANAKA, Atrell 3-28; KAE0-MATA, Kawe 2-16; MAGLENTE-TONU, 1-2; KAZANECKI, Chri 1-minus 3; FLORES, Dusty 1-minus 6.

INTERCEPTIONS: Farrington-MCENROE, Jacob 1-7; WILLIAMS, Manle 1-0; BOYD, Roger 1-0. Baldwin-None.

FUMBLES: Farrington-None. Baldwin-None.

Kickoff time: 6:12 pm End of Game: 8:36 pm Total elapsed time: 2:24
 Officials: Referee: Cal Evans; Umpire: Mike Simonds; Linesman: Shawn McGurrin;
 Line judge: Lionel Montalvo; Back judge: Robert Victor; Field judge: Ryan Teshima;
 Side judge: Lyle Cabacungan; Scorer: Tom Yoshida;
 Temperature: 80 deg. Wind: NE 19 mph Weather: Fair

**Quarterfinal – Friday, Nov. 8, 2013 – Kea‘au High School
Campbell 42, #3 Hilo 27**

	1	2	3	4		Total
Campbell (9-3)	0	14	7	21		42
Hilo (10-2)	7	0	10	10		27

HILO - Donovan Kelley, 11 yard run. (Rayce Takayesu kick good)

CAMP - Amosa Amosa, 38 yard pass from Isaac Hurd. (Bryson Maximo kick good)

CAMP - A. Amosa, 11 yard pass from I. Hurd. (B. Maximo kick good)

HILO - D. Kelley, 70 yard pass from Sione Atuekaho. (R. Takayesu kick good)

HILO - R. Takayesu, 31 yard field goal.

CAMP - Kainoa Perry, 23 yard pass from I. Hurd. (B. Maximo kick good)

CAMP - Jayce Bantolina, 39 yard pass from I. Hurd. (B. Maximo kick good)

CAMP - I. Hurd, 13 yard run. (B. Maximo kick good)

CAMP - Solomon Matautia, 58 yard punt return. (B. Maximo kick good)

HILO - Safety

HILO - Shelton Lerma, 25 yard pass from D. Kelley. (D. Kelley run good)

RUSHING - Campbell: Austin May 10-38, Isaac Hurd 12-25, Galuenga Castro 2-18, Kona Reiny-Aloy 1-1, Team 1-(-23). **Hilo:** Tristan Spikes 15-82, Donovan Faoa Kelley 12-13, Ofa Fahiua 3-3, Aven Kualii 1-0, Team 1-(-16).

PASSING - Campbell: Isaac Hurd 27-36-0-375. **Hilo:** Donovan Faoa Kelley 5-10-0-102, Sioneikavuka Atuekaho 2-13-0-79, Aven Kualii 0-1-0-0.

RECEIVING - Campbell: Kainoa Perry 9-116, Amosa Amosa Jr. 7-103, Jayce Bantolina 3-71, Keola Himan 2-56, Galuenga Castro 3-14, Kona Reiny-Aloy 2-11, Tyler Subia 1-4. **Hilo:** Donovan Faoa Kelley 1-70, Kaonohi Boteilho 1-38, Tristan Spikes 3-32, Shelton Lerma 1-25, Jeffrey Kono 1-16.

Semifinal – Friday, Nov. 15, 2013 – Aloha Stadium. Attendance: 8,601

#2 Mililani 41, Campbell 7

	1	2	3	4		Total
Campbell (9-4)	0	0	0	7		7
Mililani (12-1)	7	21	7	6		41

Scoring Summary:

1st 05:38 MILI - TIMOTEO, Kalaka 12 yd pass from MILTON, McKenzi (MATAS, Marc kick)
 2nd 08:07 MILI - ADER, Bronsen 24 yd pass from MILTON, McKenzi (MATAS, Marc kick)
 06:55 MILI - FURUTA, Dayton 3 yd run (MATAS, Marc kick)
 04:28 MILI - WILSON, Kainoa 54 yd punt return (MATAS, Marc kick)
 3rd 01:28 MILI - FURUTA, Dayton 1 yd run (MATAS, Marc kick)
 4th 10:26 MILI - MALEPEAI, Vavae 16 yd run (MATAS, Marc kick failed)
 03:33 CAMPBELL - HURD, Isaac 31 yd run (MAXIMO, Bryson kick)

	CAMPBELL	MILI
FIRST DOWNS	13	25
RUSHES-YARDS (NET)	31-4	41-164
PASSING YDS (NET)	151	184
Passes Att-Comp-Int.....	29-12-0	27-15-1
TOTAL OFFENSE PLAYS-YARDS	60-155	68-348
Fumble Returns-Yards.....	0-0	0-0
Punt Returns-Yards.....	1-10	3-54
Kickoff Returns-Yards.....	5-103	2-18
Interception Returns-Yards....	1-29	0-0
Punts (Number-Avg).....	10-33.7	3-40.7
Fumbles-Lost.....	2-1	5-3
Penalties-Yards.....	9-96	3-35
Possession Time.....	28:00	20:00
Third-Down Conversions.....	2 of 13	9 of 15
Fourth-Down Conversions.....	0 of 0	1 of 1
Red-Zone Scores-Chances.....	0-0	4-5
Sacks By: Number-Yards.....	3-41	11-80

RUSHING: Campbell-PERRY, Kainoa 1-6; HIMAN, Keola 2-4; MAY, Austin 7-3; CASTRO, Galuega 1-minus 1; HURD, Isaac 20-minus 8. **Mililani**-MALEPEAI, Vavae 17-76; MILTON, McKenzi 11-73; FURUTA, Dayton 8-37; WILSON, Kainoa 1-4; PADELLO, Kelii 1-2; LEE, Pakelo 1-minus 1; FALEAFINE, Robe 1-minus 9; TEAM 1-minus 18.

PASSING: Campbell-HURD, Isaac 9-24-0-127; PERRY, Kainoa 3-5-0-24. **Mililani**-MILTON, McKenzi 13-24-1-170; FALEAFINE, Robe 2-3-0-14; TEAM 0-0-0-0.

RECEIVING: Campbell-PERRY, Kainoa 5-39; BANTONLINA, Jay 2-44; AMOSA Jr. Aмоса 1-23; CASTRO, Galuega 1-21; REINY-ALOY, Kon 1-13; SUBIA, Tyler 1-7; CARINO, Kameron 1-4. **Mililani**-RAMOS, Bronson 4-42; WILSON, Kainoa 3-41; REEDY, Ryan 3-34; ADER, Bronsen 2-30; MALEPEAI, Vavae 1-17; TIMOTEO, Kalaka 1-12; MATSUOKA, Alan 1-8.

INTERCEPTIONS: Campbell-TAITO, Abiel 1-29. **Mililani**-None.

FUMBLES: Campbell-MAY, Austin 1-0; HURD, Isaac 1-1. **Mililani**-MALEPEAI, Vavae 2-2; ADER, Bronsen 1-0; WILSON, Kainoa 1-0; TEAM 1-1.

Kickoff time: 4:37 pm End of Game: 7:21 pm Total elapsed time: 2:44
 Officials: Referee: Rhys Amimoto; Umpire: Mike Goshima; Linesman: JacobWittler;
 Line judge: Allen Marshall; Back judge: Doug Hunt; Field judge: Chris Chitwood;
 Side judge: Adam Marshall;

Semifinal – Friday, Nov. 15, 2013 – Aloha Stadium. Attendance: 8,601

#1 Punahou 48, Farrington 6

	1	2	3	4		Total
Farrington (9-4)	0	0	6	0		6
Punahou (10-0)	12	8	14	14		48

Scoring Summary:

1st 10:41 PUNAHOU - SITAR,Trent 21 pass fr TUILETA,Larry (MCDONALD,Ch kick blockd)
 05:12 PUNAHOU - TAULAPAPA, Wayn 1 run (MCDONALD, Charl kick failed)
 2nd 01:02 PUNAHOU - NOA,Kanawai 77 pass fr TUILETA (TORRES,Dakota pass fr TUILETA)
 3rd 09:07 PUNAHOU - SEKONA,Kotoni 14 pass fr TUILETA, Larry (MCDONALD, Charl kick)
 04:40 FARRINGT - BAGUIO,Jacob 61 pass fr LIANA,Montana(SASAOKA,Kekoa pass fail)
 01:15 PUNAHOU - TAULAPAPA,Wayn 21 pass fr TUILETA, Larry (MCDONALD, Charl kick)
 4th 10:58 PUNAHOU - TORRES,Dakota 38 pass from TUILETA,Larry (MCDONALD, Charl kick)
 04:52 PUNAHOU - SEKONA, Kotoni 16 run (MCDONALD, Charl kick)

	FARRINGT	PUNAHOU
FIRST DOWNS	12	21
RUSHES-YARDS (NET)	34-62	17-57
PASSING YDS (NET)	124	430
Passes Att-Comp-Int.....	28-10-1	34-23-1
TOTAL OFFENSE PLAYS-YARDS	62-186	51-487
Fumble Returns-Yards.....	0-0	0-0
Punt Returns-Yards.....	0-0	0-0
Kickoff Returns-Yards.....	5-107	1-17
Interception Returns-Yards....	1-30	1-0
Punts (Number-Avg).....	8-36.4	4-39.5
Fumbles-Lost.....	1-0	2-1
Penalties-Yards.....	10-50	6-62
Possession Time.....	30:05	17:55
Third-Down Conversions.....	2 of 13	3 of 8
Fourth-Down Conversions.....	0 of 2	0 of 0
Red-Zone Scores-Chances.....	0-1	3-3
Sacks By: Number-Yards.....	3-14	9-45

RUSHING: Farrington-MASALOSALO, Man 14-74; HUFANGA, Sitale 4-15; TUI, BUGSY 2-11; ANEKI, Andrew 2-5; CHAFFIN, Jathen 1-minus 5; LIANA, Montana 11-minus 38. **Punahou**-SEKONA, Kotoni 3-28; TULILOA, Ephrai 1-22; TAULAPAPA, Wayn 10-21; TUILETA, Larry 3-minus 14.

PASSING: Farrington-LIANA, Montana 10-24-1-124; CHAFFIN, Jathen 0-3-0-0; TATUPU-LEOPOLDO 0-1-0-0. **Punahou**-TUILETA, Larry 23-34-1-430.

RECEIVING: Farrington-CHAFFIN, Derric 4-40; BAGUIO, Jacob 3-80; LIANA, CJ 1-6; MCENROE, Jacob 1-minus 1; TUI, BUGSY 1-minus 1. **Punahou**-TAULAPAPA, Wayn 5-86; TORRES, Dakota 4-83; SITAR, Trent 4-54; NOA, Kanawai 3-115; MORRIS, Luke 3-47; SEKONA, Kotoni 1-14; COMBS, Dylan 1-13; MA'A, Micah 1-9; HOSODA, Heisman 1-9.

INTERCEPTIONS: Farrington-LAVE, Titus 1-30. **Punahou**-ODA, Randon 1-0.

FUMBLES: Farrington-BOYD, Roger 1-0. **Punahou**-HOSODA, Heisman 1-0; TAULAPAPA, Wayn 1-1.

Kickoff time: 7:59 pm End of Game: 10:39 pm Total elapsed time: 2:40
 Officials: Referee: Mel Quertero; Umpire: Sam Wilson; Linesman: Scott Smith;
 Line judge: Ivan Carvalo; Back judge: Aaron Orsatti; Field judge: Ray Pasion;
 Side judge: Wade Miranda;

**Championship – Saturday, Nov. 23, 2013 – Aloha Stadium. Attendance:
#1 Punahou 28, #2 Mililani 22**

	1	2	3	4	Total
Mililani (12-2)	0	8	0	14	22
Punahou (11-0)	7	14	0	7	28

Scoring Summary:

1st 03:14 PUNAHOU - SITAR, Trent 13 pass from TUILETA, Larry (MCDONALD, Charl kick)
 2nd 06:14 PUNAHOU - NOA, Kanawai 26 pass from TUILETA, Larry (MCDONALD, Charl kick)
 01:19 PUNAHOU - TORRES, Dakota 20 pass from TUILETA, Larry (MCDONALD, Charl kick)
 00:16 MILILANI - TIMOTEO, Kalaka 6 pass fr MILTON (NAMU, Ian pass fr REEDY, Ryan)
 4th 11:55 PUNAHOU - TAULAPAPA, Wayn 1 run (MCDONALD, Charl kick)
 10:45 MILILANI - RAMOS, Bronson 36 pass from WILSON, Kainoa (MATAS, Marc kick)
 03:53 MILILANI - RAMOS, Bronson 62 pass from WILSON, Kainoa (MATAS, Marc kick)

	MILILANI	PUNAHOU
FIRST DOWNS	15	20
RUSHES-YARDS (NET)	27-93	33-47
PASSING YDS (NET)	225	265
Passes Att-Comp-Int.....	37-22-2	29-16-1
TOTAL OFFENSE PLAYS-YARDS	64-318	62-312
Fumble Returns-Yards.....	0-0	0-0
Punt Returns-Yards.....	0-0	2-2
Kickoff Returns-Yards.....	4-114	2-41
Interception Returns-Yards....	1-27	2-12
Punts (Number-Avg).....	5-39.8	6-36.8
Fumbles-Lost.....	1-0	0-0
Penalties-Yards.....	4-45	11-66
Possession Time.....	22:07	25:53
Third-Down Conversions.....	4 of 15	2 of 10
Fourth-Down Conversions.....	2 of 6	0 of 2
Red-Zone Scores-Chances.....	1-1	3-3
Sacks By: Number-Yards.....	5-42	2-16

RUSHING: Mililani-MILTON, McKenzie 10-57; MALEPEAI, Vavae 16-33; FURUTA, Dayton 1-3.
Punahou-TAULAPAPA, Wayn 19-74; NOA, Kanawai 1-6; SEKONA, Kotonu 5-5; TEAM 2-minus 2; TUILETA, Larry 6-minus 36.

PASSING: Mililani-MILTON, McKenzie 20-35-2-127; WILSON, Kainoa 2-2-0-98. **Punahou**-TUILETA, Larry 16-29-1-265.

RECEIVING: Mililani-WILSON, Kainoa 8-80; ADER, Bronsen 8-19; RAMOS, Bronson 2-98; REEDY, Ryan 1-19; TIMOTEO, Kalaka 1-6; PADELLO, Kelii 1-3; MALEPEAI, Vavae 1-0.
Punahou-TORRES, Dakota 4-66; COMBS, Dylan 3-79; NOA, Kanawai 3-51; MORRIS, Luke 2-23; TAULAPAPA, Wayn 1-17; MA'A, Micah 1-13; SITAR, Trent 1-13; FITISEMANU, Reu 1-3.

INTERCEPTIONS: Mililani-CARDINES, Jayso 1-27. **Punahou**-LAKALAKA, Ronle 1-12; AUGAFA, Joseph 1-0.

FUMBLES: Mililani-NAMU, Ian 1-0. **Punahou**-None.

Kickoff time: 7:07 PM End of Game: 9:52 PM Total elapsed time: 2:45
 Officials: Referee: Vernon Nakamoto; Umpire: Mike Goshima; Linesman: Scott Smith;
 Line judge: Cal Evans; Back judge: Duane Moku; Field judge: Mitchell Remba;
 Side judge: Ron Tacadena; Alternate: Dan Bayne;

2014 Division 1



Quarterfinal – Friday, Nov. 7, 2014 – Aloha Stadium. Attendance: 3,588
Farrington 22, #3 Baldwin 6

	1	2	3	4	Total
Maui (7-3)	6	0	0	0	6
Farrington (9-2)	7	0	15	0	22

Scoring Summary:

1st 02:04 MAUI - KELLY JR, Daniel 17 run (WILHELM, Jayden kick blockd)
 01:43 FARR - MAMIYA, Ranan 69 run (SASAOKA, Kekoa kick)
 3rd 08:38 FARR - FAAMATAU, Challe 4 run (SASAOKA, Kekoa kick)
 04:37 FARR - CHAFFIN, Derrick 35 pass from LIANA, Montana (TATUPU-LEOPOLDO rush)

	MAUI	FARR
FIRST DOWNS	13	19
RUSHES-YARDS (NET)	42-120	35-310
PASSING YDS (NET)	89	106
Passes Att-Comp-Int.....	12-7-2	11-9-0
TOTAL OFFENSE PLAYS-YARDS	54-209	46-416
Fumble Returns-Yards.....	1--2	0-0
Punt Returns-Yards.....	1-10	2-21
Kickoff Returns-Yards.....	2-35	2-48
Interception Returns-Yards....	0-0	2-0
Punts (Number-Avg).....	5-33.8	3-28.0
Fumbles-Lost.....	2-1	3-3
Penalties-Yards.....	5-41	12-89
Possession Time.....	28:14	19:29
Third-Down Conversions.....	4 of 13	1 of 5
Fourth-Down Conversions.....	1 of 4	0 of 0
Red-Zone Scores-Chances.....	1-1	1-3
Sacks By: Number-Yards.....	1-3	4-22

RUSHING: Maui-KELLY JR, Daniel 12-66; LOTULEILEI, Hani 4-27; EMELIO, Onosai 4-16; WILHELM, Jayden 3-4; LEE HOE, Austin 9-4; VAOHEA, Soane 3-3; TONGI JR, Lusita 7-0.
Farrington-MAMIYA, Ranan 13-159; FAAMATAU, Challe 13-141; ALUALU, Freedom 2-12; TUI, Buggy 1-7; TEAM 1-minus 2; LIANA, Montana 5-minus 7.

PASSING: Maui-LEE HOE, Austin 7-11-2-89; VAOHEA, Soane 0-1-0-0.
Farrington-LIANA, Montana 9-11-0-106.

RECEIVING: Maui-NICHOLS, Tristan 4-48; WILHELM, Jayden 1-36; KELLY JR, Daniel 1-8; HIROSE, Ericson 1-minus 3. **Farrington**-CHAFFIN, Derrick 4-54; KEALOHA, Kaohu 2-21; MAMIYA, Ranan 1-18; FAAMATAU, Challe 1-12; LIANA, CJ 1-1.

INTERCEPTIONS: Maui-None. **Farrington**-PAKILEATA, Sias 2-0.

FUMBLES: Maui-LEE HOE, Austin 1-0; TONGI JR, Lusita 1-1. **Farrington**-LIANA, Montana 1-1; TUI, Buggy 1-1; LIANA, CJ 1-1.

Kickoff time: 4:37pm End of Game: 7:00pm Total elapsed time: 2:23
 Officials: Referee: Doug Hunt; Umpire: Garrett Geronim; Linesman: Rhys Amimototo;
 Line judge: Ralph Hasegawa; Back judge: Robert Victor; Field judge: Ron Tacadena;
 Side judge: Tony Baysa;

Quarterfinal – Friday, Nov. 7, 2014 – Aloha Stadium. Attendance: 3,588

Kahuku 20, #4 Hilo 10

	1	2	3	4		Total
Hilo (10-1)	0	10	0	0		10
Kahuku (9-2)	0	0	3	17		20

Scoring Summary:

2nd 06:44 HILO - LERMA,Isaac 4 yd pass from ATUEKAHO,Sione (TOLENTINO-PERRY kick)
 00:42 HILO - TAKAYESU,Rayce 29 yd field goal
 3rd 00:55 KAH - PINHEIRO-ALVES 26 yd field goal
 4th 07:43 KAH - WILY,Salanoa 25 yd run (PINHEIRO-ALVES kick)
 02:34 KAH - WILY,Salanoa 2 yd run (PINHEIRO-ALVES kick)
 00:50 KAH - PINHEIRO-ALVES 31 yd field goal

	HILO	KAH
FIRST DOWNS	10	12
RUSHES-YARDS (NET)	32-1	44-165
PASSING YDS (NET)	68	42
Passes Att-Comp-Int.....	20-7-2	11-3-1
TOTAL OFFENSE PLAYS-YARDS	52-69	55-207
Fumble Returns-Yards.....	1-17	1-37
Punt Returns-Yards.....	1-1	1-1
Kickoff Returns-Yards.....	2-46	0-0
Interception Returns-Yards....	1-18	2-8
Punts (Number-Avg).....	7-35.7	4-30.8
Fumbles-Lost.....	2-1	7-3
Penalties-Yards.....	12-103	15-126
Possession Time.....	24:05	23:55
Third-Down Conversions.....	1 of 12	4 of 14
Fourth-Down Conversions.....	0 of 1	1 of 1
Red-Zone Scores-Chances.....	2-3	3-4
Sacks By: Number-Yards.....	2-10	1-23

RUSHING: Hilo-SPIKES,Tristin 14-35; LERMA,Isaac 4-4; KANIAUPIO,Rylen 2-0; TOLENTINO-PERRY 2-0; CAOAGDAN,Jordan 1-minus 3; KELLEY,Donavan 1-minus 8; ATUEKAHO,Sione 8-minus 27. **Kahuku**-WILY,Salanoa 18-136; LATU,Hirkley 1-19; AFALAVA,Soli 6-18; FETISIMANU,Pena 4-12; WILLIAMS,Jrue 5-7; GILLMAN,Alohi 1-3; TAPUSOA,Aaron 1-1; SANTIAGO,Keala 2-minus 1; ALOUA,Kingsten 1-minus 15; AVEA,Samuta 5-minus 15.

PASSING: Hilo-ATUEKAHO,Sione 7-20-2-68. **Kahuku**-AVEA,Samuta 3-10-1-42; GILLMAN,Alohi 0-1-0-0.

RECEIVING: Hilo-CAOAGDAN,Jordan 2-18; LERMA,Isaac 2-17; ESPANIOLA,Cohlb 2-11; THOME,Jacob 1-22. **Kahuku**-MAGHANOY,Chance 2-36; VEA,Likio 1-6.

INTERCEPTIONS: Hilo-KELLEY,Donavan 1-18. **Kahuku**-GILLMAN,Alohi 1-6; OFAHENGAUE,John 1-2.

FUMBLES: Hilo-ATUEKAHO,Sione 2-1. **Kahuku**-AVEA,Samuta 3-0; MAGHANOY,Chance 1-1; FETISIMANU,Pena 1-1; ALOUA,Kingsten 1-0; GILLMAN,Alohi 1-1.

Kickoff time: 7:37pm End of Game: 10:25pm Total elapsed time: 2:48
 Officials: Referee: Wade Miranda; Umpire: Todd Lynch; Linesman: Danny Bayne;
 Line judge: Teddy Biesecker; Back judge: Matt Dery; Field judge: Santos Barbasa;
 Side judge: Duane Moku;

Semifinal – Saturday, Nov. 15, 2014 – Aloha Stadium. Attendance: 10,455

#2 Mililani 17, Farrington 14

	1	2	3	4		Total
Farrington (9-3)	0	7	0	7		14
Mililani (12-0)	7	7	3	0		17

Scoring Summary:

1st 07:47 MIL - CONSTANTINO,Che 10 yd run (CUNNINGHAM,Jerr kick)
 2nd 06:14 MIL - MALEPEAI,Vavae 6 yd run (CUNNINGHAM,Jerr kick)
 04:21 FARR - LIANA,CJ 14 yd pass from LIANA,Montana (SASAOKA,Kekoa kick)
 3rd 10:07 MIL - CUNNINGHAM,Jerr 24 yd field goal
 4th 01:05 FARR - MAMIYA,Ranan 60 yd pass from LIANA,Montana (SASAOKA,Kekoa kick)

	FARR	MIL
FIRST DOWNS	19	21
RUSHES-YARDS (NET)	38-101	31-43
PASSING YDS (NET)	185	280
Passes Att-Comp-Int.....	23-15-0	27-20-0
TOTAL OFFENSE PLAYS-YARDS	61-286	58-323
Fumble Returns-Yards.....	0-0	0-0
Punt Returns-Yards.....	0-0	3-46
Kickoff Returns-Yards.....	4-111	1-0
Interception Returns-Yards....	0-0	0-0
Punts (Number-Avg).....	7-38.6	4-50.5
Fumbles-Lost.....	1-1	1-1
Penalties-Yards.....	12-119	12-132
Possession Time.....	29:30	18:30
Third-Down Conversions.....	5 of 13	2 of 11
Fourth-Down Conversions.....	1 of 1	2 of 4
Red-Zone Scores-Chances.....	1-2	3-3
Sacks By: Number-Yards.....	3-45	5-40

RUSHING: Farrington-FAAMATAU,Challe 16-68; MAMIYA,Ranan 10-41; ALUALU,Freedom 1-1; LIANA,Montana 11-minus 9. **Mililani**-MALEPEAI,Vavae 18-65; CONSTANTINO,Che 2-9; TM 2-minus 7; MILTON,McKenzie 9-minus 24.

PASSING: Farrington-LIANA,Montana 15-23-0-185. **Mililani**-MILTON,McKenzie 20-27-0-280.

RECEIVING: Farrington-KEALOHA,Kaohu 4-41; LIANA,CJ 4-31; FAAMATAU,Challe 3-35; MAMIYA,Ranan 2-66; CHAFFIN,Derrick 2-12. **Mililani**-TIMOTEO,Kalakau 9-100; VENTURA,Bryson 4-23; RAMOS,Bronson 3-93; WILSON,Kainoa 2-39; MALEPEAI,Vavae 1-15; BUTAC,Joshua 1-10.

INTERCEPTIONS: Farrington-None. **Mililani**-None.

FUMBLES: Farrington-LIANA,Montana 1-1. **Mililani**-MILTON,McKenzie 1-1.

Kickoff time: 4:09pm End of Game: 6:56pm Total elapsed time: 2:47
 Officials: Referee: Ray Pasion; Umpire: Joe Wilson; Linesman: Allan Marshall;
 Line judge: Mel Quartero; Back judge: Mitchell Remba; Field judge: Wade Miranda;
 Side judge: Jim Campbell;

Semifinal – Saturday, Nov. 15, 2014 – Aloha Stadium. Attendance: 10,455
#1 Punahou 13, Kahuku 10

	1	2	3	4		Total
Punahou (8-0)	7	0	0	6		13
Kahuku (9-3)	0	19	0	0		10

Scoring Summary:

1st 11:40 PUN - NOA,Kanawai 83 yd kickoff return (TONER,Jet John kick)
 2nd 11:08 KAH - PINHEIRO-ALVES 37 yd field goal
 04:29 KAH - WILY-MATAGI,Tul 5 yd run (PINHEIRO-ALVES kick)
 4th 02:53 PUN - TONER,Jet John 35 yd field goal
 00:30 PUN - TONER,Jet John 48 yd field goal

	PUN	KAH
FIRST DOWNS	12	11
RUSHES-YARDS (NET)	20--4	44-109
PASSING YDS (NET)	151	161
Passes Att-Comp-Int.....	38-20-3	23-9-5
TOTAL OFFENSE PLAYS-YARDS	58-147	67-270
Fumble Returns-Yards.....	1-10	1-3
Punt Returns-Yards.....	0-0	1-14
Kickoff Returns-Yards.....	3-123	0-0
Interception Returns-Yards....	5-65	3-7
Punts (Number-Avg).....	3-48.0	5-39.4
Fumbles-Lost.....	5-4	3-2
Penalties-Yards.....	5-44	10-90
Possession Time.....	20:20	27:40
Third-Down Conversions.....	5 of 13	5 of 17
Fourth-Down Conversions.....	1 of 2	1 of 1
Red-Zone Scores-Chances.....	1-2	2-4
Sacks By: Number-Yards.....	2-7	2-17

RUSHING: Punahou-TAULAPAPA,Wayne 8-25; TULILOA,Ephraim 10-24; TEAM 2-minus 53.
Kahuku-AH HOY,Kesi 25-68; WILY,Salanoa 9-34; WILY-MATAGI,Tul 6-10; FETISIMANU,Pena 3-8; GILLMAN,Alohi 1-minus 11.

PASSING: Punahou-TULILOA,Ephraim 19-37-3-138; KAPULE,Nicholas 1-1-0-13. **Kahuku**-WILY-MATAGI,Tul 9-23-5-161.

RECEIVING: Punahou-NOA,Kanawai 9-89; TAULAPAPA,Wayne 5-31; COCKETT,Judd 5-27; SANTOS,Kala'i 1-4. **Kahuku**-SANTIAGO,Keala 3-73; MAGHANOY,Chance 2-47; GILLMAN,Alohi 2-22; MAGALEI,Noah 1-15; AH HOY,Kesi 1-4.

INTERCEPTIONS: Punahou-NOA,Kanawai 1-26; WATANABE,Dayson 1-24; MATIAS,Justin 1-15; ODA,Randon 1-0; STRATON,Bun 1-0. **Kahuku**-BOTELHO,Stokes 2-0; NAUPOTO,Sioeli 1-7.

FUMBLES: Punahou-TULILOA,Ephraim 2-1; TAULAPAPA,Wayne 1-1; COCKETT,Judd 1-1; TEAM 1-1. **Kahuku**-FETISIMANU,Pena 1-1; MAGALEI,Noah 1-1; WILY-MATAGI,Tul 1-0.

Kickoff time: 7:35pm End of Game: 10:09pm Total elapsed time: 2:34
 Officials: Referee: Scott Smith; Umpire: Rod Alama Sr.; Linesman: Rhys Amimoto;
 Line judge: Van Peterson; Back judge: Ron Tacadena; Field judge: Adam Marshall;
 Side judge: Chris Chitwood;

Championship – Friday, Nov. 21, 2014 – Aloha Stadium. Attendance: 19,254
#2 Mililani 53, #1 Punahou 45

	1	2	3	4	Total
Mililani (13-0)	26	20	7	0	53
Punahou (8-1)	7	24	14	0	45

Scoring Summary:

1st 07:07 MIL - TIMOTEO,Kalakau 13 pass from MILTON,McKenzie (MATAS,Marc kick)
 06:18 PUN - SANTOS,Kala'i 48 pass from TULILOA,Ephraim (TONER,Jet John kick)
 05:16 MIL - WILSON,Kainoa 57 pass from MILTON,McKenzie (MATAS,Marc kick blockd)
 03:45 MIL - PURCELL-APANA,T 83 interception return (MATAS,Marc kick)
 01:15 MIL - TIMOTEO,Kalakau 13 pass from MILTON,McKenzie (MATAS,Marc kick fail)
 2nd 11:16 PUN - TULILOA,Ephraim 4 run (TONER,Jet John kick)
 10:00 MIL - TIMOTEO,Kalakau 27 pass from MILTON,McKenzie (MATAS,Marc kick)
 08:52 PUN - NOA,Kanawai 6 pass from TULILOA,Ephraim (TONER,Jet John kick)
 07:15 MIL - TAUAI,Makana 36 pass fr MILTON,McKenzie (MALEPEAI,Vavae rush fail)
 04:53 PUN - TAULAPAPA,Wayne 20 run (TONER,Jet John kick)
 01:00 MIL - WILSON,Kainoa 17 pass from MILTON,McKenzie (MATAS,Marc kick)
 00:00 PUN - TONER,Jet John 53 field goal
 3rd 07:36 PUN - TAULAPAPA,Wayne 1 run (TONER,Jet John kick)
 03:24 MIL - TIMOTEO,Kalakau 10 pass from MILTON,McKenzie (MATAS,Marc kick)
 01:30 PUN - TAULAPAPA,Wayne 5 run (TONER,Jet John kick)

	MIL	PUN
FIRST DOWNS	28	32
RUSHES-YARDS (NET)	37-163	48-345
PASSING YDS (NET)	421	285
Passes Att-Comp-Int.....	47-29-1	33-17-1
TOTAL OFFENSE PLAYS-YARDS	84-584	81-630
Fumble Returns-Yards.....	0-0	0-0
Punt Returns-Yards.....	2-43	1--2
Kickoff Returns-Yards.....	1-35	6-161
Interception Returns-Yards....	1-83	1-0
Punts (Number-Avg).....	2-33.0	3-31.0
Fumbles-Lost.....	0-0	4-2
Penalties-Yards.....	11-75	9-68
Possession Time.....	24:12	23:48
Third-Down Conversions.....	7 of 13	8 of 13
Fourth-Down Conversions.....	1 of 4	1 of 2
Red-Zone Scores-Chances.....	4-5	5-6
Sacks By: Number-Yards.....	0-0	1-4

RUSHING: Mililani-MALEPEAI,Vavae 13-89; CONSTANTINO,Che 9-41; MILTON,McKenzie 13-38; TEAM 2-minus 5. **Punahou**-TAULAPAPA,Wayne 36-260; TULILOA,Ephraim 10-65; NOA,Kanawai 2-20.

PASSING: Mililani-MILTON,McKenzie 29-47-1-421. **Punahou**-TULILOA,Ephraim 17-33-1-285.

RECEIVING: Mililani-VENTURA,Bryson 8-77; TIMOTEO,Kalakau 7-117; WILSON,Kainoa 4-98; RAMOS,Bronson 4-50; TAUAI,Makana 2-41; MALEPEAI,Vavae 2-26; BUTAC,Joshua 2-12. **Punahou**-HOSODA,Heisman 6-82; NOA,Kanawai 5-61; MAA,Micah 3-34; SANTOS,Kala'i 2-95; CHRISTMAN,Matth 1-13.

INTERCEPTIONS: Mililani-PURCELL-APANA,T 1-83. **Punahou**-STRATON,Bun 1-0.

FUMBLES: Mililani-None. **Punahou**-TULILOA,Ephraim 2-0; NOA,Kanawai 1-1; TAULAPAPA,Wayne 1-1.

Kickoff time: 07:33 PM End of Game: 10:52 PM Total elapsed time: 3:19
 Officials: Referee: Robert Victor; Umpire: Sam Wilson; Linesman: Danny Bayne;
 Line judge: Brandis Mirifuentes; Back judge: Shawn McGurrin; Field judge: Santos Barbasa;
 Side judge: Craig Shaner; Alternate: James Bolosan;

2015 Division 1



Quarterfinal – Friday, Nov. 6, 2015 – Aloha Stadium. Attendance: 3,146
Waianae 21, #4 Baldwin 6

	1	2	3	4	Total
Baldwin (8-4)	0	6	0	0	6
Waianae (9-3)	14	0	7	0	21

Scoring Summary:

1st 09:31 WAIANAЕ - Ambrocio, Kade 9 run (Ebel, Tate kick)
 02:36 WAIANAЕ - Carrick, Royce 21 pass from Ulu, Jaren (Ebel, Tate kick)
 2nd 00:55 BALDWIN - Akaka, J. 33 pass fr Akaka, Chayce (Santos-Kekona, pass failed)
 3rd 06:04 WAIANAЕ - Towne, Javen 19 run (Ebel, Tate kick)

	BALDWIN	WAIANAЕ
FIRST DOWNS	14	18
RUSHES-YARDS (NET)	27-33	54-239
PASSING YDS (NET)	163	61
Passes Att-Comp-Int.....	30-12-2	11-4-1
TOTAL OFFENSE PLAYS-YARDS	57-196	65-300
Fumble Returns-Yards.....	0-0	2-16
Punt Returns-Yards.....	0-0	0-0
Kickoff Returns-Yards.....	4-51	1-36
Interception Returns-Yards....	1-0	2-0
Punts (Number-Avg).....	3-35.3	4-18.2
Fumbles-Lost.....	2-2	0-0
Penalties-Yards.....	10-87	7-55
Possession Time.....	31:10	27:31
Third-Down Conversions.....	4 of 12	3 of 13
Fourth-Down Conversions.....	2 of 5	2 of 4
Red-Zone Scores-Chances.....	0-0	2-4
Sacks By: Number-Yards.....	2-11	4-50

RUSHING: Baldwin-Gouveia, Kamaki 14-67; Santos-Kekona, 1-14; Kahoohanhano-Da 1-6; Sa'u, Chazzaniel 2-minus 2; Akaka, Chayce 9-minus 52. **Waianae**-Towne, Javen 9-67; Valdez, Jurick 12-58; Ambrocio, Kade 6-38; Carrick, Royce 7-37; Rosario, Rico 8-33; Pontes-Barje, J. 3-4; Hattori, Brandon 1-1; Moniz-Hopeau, E. 2-1; Ulu, Jaren 6-0.

PASSING: Baldwin-Akaka, Chayce 12-30-2-163. **Waianae**-Ulu, Jaren 4-11-1-61.

RECEIVING: Baldwin-Akaka, J. 9-139; Wainui, Kaelon 2-11; Kaiama, Keli'i 1-13. **Waianae**-Mauga, Kana'i 2-21; Carrick, Royce 1-21; Ambrocio, Kade 1-19.

INTERCEPTIONS: Baldwin-Awai, Damien 1-0. **Waianae**-Quijano, A. 1-0; Brame, Mosiah 1-0.

FUMBLES: Baldwin-Gouveia, Kamaki 1-1; Akaka, Chayce 1-1. **Waianae**-None.

Kickoff time: 4:30 pm End of Game: 7:00 pm Total elapsed time: 2:30
 Officials: Referee: Shawn McGurrin; Umpire: Brad Beavers; Linesman: Marshall Allen;
 Line judge: Dan Bayne; Back judge: Aaron Orsatti; Field judge: Ryan Teshima;
 Side judge: Doug Hunt; Scorer: Natalie Iwamoto;
 Temperature: 88 deg. Wind: ENE 22 mph Weather: Partly cloudy

Quarterfinal – Friday, Nov. 6, 2015 – Aloha Stadium. Attendance: 3,146
Mililani 62, #3 Hilo 18

	1	2	3	4		Total
Hilo (7-5)	0	0	6	12		18
Mililani (10-2)	21	20	7	14		62

Scoring Summary:

1st 03:10 MILILANI - Timoteo, K. 12 pass from Milton,McKenzie (Kuloloia, I. kick)
 01:44 MILILANI - Malepeai, Vavae 19 run (Kuloloia, I. kick)
 01:09 MILILANI - Malepeai, Vavae 2 run (Kuloloia, I. kick)
 2nd 04:27 MILILANI - Tauai, Makana 10 pass from Milton,McKenzie (Kuloloia, I. kick)
 02:08 MILILANI - Tauai,Makana 43 pass fr Kuboyama-Hayash(Kuloloia,I. kick fail)
 00:04 MILILANI - Ventura,Bryson 5 pass from Kuboyama-Hayash (Kuloloia, I. kick)
 3rd 07:33 MILILANI - Ventura,Bryson 69 pass from Milton,McKenzie (Kuloloia,I. kick)
 01:28 HILO-Kaawa-Wilson,K 11 pass fr Tiogangco,Kaale(Tiogangco,Kaale pass fail)
 4th 11:09 MILILANI - Culp, Nicholas 5 run (Kuloloia, I. kick)
 06:09 HILO - Lerma,Isaac 26 pass fr Tiogangco,Kaale(Tiogangco,Kaale pass fail)
 02:51 MILILANI - Johnson-Slay,F. 29 run (Kuloloia, I. kick)
 00:41 HILO - Tiogangco,Kaale 75 run (Tiogangco,Kaale pass failed)

	HILO	MILILANI
FIRST DOWNS	19	26
RUSHES-YARDS (NET)	31-169	28-238
PASSING YDS (NET)	182	338
Passes Att-Comp-Int.....	30-14-1	27-21-1
TOTAL OFFENSE PLAYS-YARDS	61-351	55-576
Fumble Returns-Yards.....	1-0	0-0
Punt Returns-Yards.....	0-0	3-33
Kickoff Returns-Yards.....	7-38	1-24
Interception Returns-Yards....	1-0	1-16
Punts (Number-Avg).....	6-29.5	0-0.0
Fumbles-Lost.....	1-1	3-1
Penalties-Yards.....	9-103	9-77
Possession Time.....	32:37	15:23
Third-Down Conversions.....	4 of 12	6 of 6
Fourth-Down Conversions.....	1 of 1	0 of 0
Red-Zone Scores-Chances.....	1-1	6-6
Sacks By: Number-Yards.....	0-0	2-9

RUSHING: Hilo-Tiogangco,Kaale 11-111; Landford, Pono 8-26; Lerma, Isaac 7-25; Tolentino-Perry 1-8; Ohumukini, Kore 2-4; Lapiliio, Malu 1-0; Huddleston, K. 1-minus 5. **Mililani**-Malepeai, Vavae 12-127; Culp, Nicholas 10-61; Johnson-Slay,F. 1-29; Tauai, Makana 5-21.

PASSING: Hilo-Tiogangco,Kaale 14-30-1-182. **Mililani**-Milton,McKenzie 14-19-1-262; Kuboyama-Hayash 7-8-0-76.

RECEIVING: Hilo-Boteilho, K. 2-28; Kuipers, Lucas 2-26; Kaawa-Wilson,K. 2-23; Tolentino-Perry 2-17; Lapiliio, Malu 1-27; Lerma, Isaac 1-26; Factora, Josiah 1-12; Pagan, Joe 1-12; Kamahale,Ikaika 1-6; Huddleston, K. 1-5. **Mililani**-Timoteo, K. 8-87; Tauai, Makana 6-109; Sallas, Rico 4-57; Ventura, Bryson 3-85.

INTERCEPTIONS: Hilo-Mata, Dallas 1-0. **Mililani**-Burriss, AJ 1-16.

FUMBLES: Hilo-Boteilho, K. 1-1. **Mililani**-Culp, Nicholas 2-0; Malepeai, Vavae 1-1.

Kickoff time: 7:40 pm End of Game: 10:02 pm Total elapsed time: 2:22
 Officials: Referee: Scott Smith; Umpire: Blaise Naehu; Linesman: Craig Shaner;
 Line judge: Russ Cummins; Back judge: Robert Victor; Field judge: Ron Tacadena;
 Side judge: Jonathan Thorpe; Scorer: 'Alohi Bikle;
 Temperature: 84 deg. Wind: ENE 16 mph Weather: Partly Cloudy

Semifinal – Friday, Nov. 13, 2015 – Aloha Stadium. Attendance: 11,704

#1 Kahuku 13, Waianae 0

	1	2	3	4		Total
Waianae (9-4)	0	0	0	0		0
Kahuku (12-0)	0	3	7	3		13

Scoring Summary:

2nd 00:05 KAHUKU - Sasaoka, Kekoa 22 yd field goal
 3rd 11:11 KAHUKU - Santiago, Louis 32 yd interception return (Sasaoka, Kekoa kick)
 4th 04:17 KAHUKU - Sasaoka, Kekoa 21 yd field goal

	WAIANAЕ	KAHUKU
FIRST DOWNS	8	13
RUSHES-YARDS (NET)	29-55	53-168
PASSING YDS (NET)	21	56
Passes Att-Comp-Int.....	16-4-3	11-3-1
TOTAL OFFENSE PLAYS-YARDS	45-76	64-224
Fumble Returns-Yards.....	0-0	0-0
Punt Returns-Yards.....	1-6	1-2
Kickoff Returns-Yards.....	0-0	1-3
Interception Returns-Yards....	1-21	3-41
Punts (Number-Avg).....	7-35.7	6-37.2
Fumbles-Lost.....	0-0	2-1
Penalties-Yards.....	6-51	6-45
Possession Time.....	20:31	27:29
Third-Down Conversions.....	2 of 10	3 of 16
Fourth-Down Conversions.....	0 of 1	2 of 2
Red-Zone Scores-Chances.....	0-0	2-4
Sacks By: Number-Yards.....	0-0	1-5

RUSHING: Waianae-Valdez, Jurick 9-32; Towne, Javen 12-27; Ulu, Jaren 4-minus 1; Ambrocio, Kade 3-minus 1; TEAM 1-minus 2. **Kahuku**-Ah-Hoy, Kesi 40-142; Brown, Harmon 13-26.

PASSING: Waianae-Ulu, Jaren 4-15-3-21; Hattori, Brandon 0-1-0-0. **Kahuku**-Renaud, Cameron 2-6-0-49; Ah-Hoy, Kesi 1-5-1-7.

RECEIVING: Waianae-Freeney, Isaiah 3-21; Tootoo, J. 1-0. **Kahuku**-Kaniho, Kekaula 1-34; Pao, Royce 1-15; Santiago, Louis 1-7.

INTERCEPTIONS: Waianae-Brame, Mosiah 1-21. **Kahuku**-Santiago, Louis 2-32; Kaniho, Kekaula 1-9.

FUMBLES: Waianae-None. **Kahuku**-Brown, Harmon 1-0; Ah-Hoy, Kesi 1-1.

Kickoff time: 4:38 pm End of Game: 6:44 pm Total elapsed time: 2:06
 Officials: Referee: Craig Shaner; Umpire: Rod Alama Sr.; Linesman: Santos Barbasa;
 Line judge: Steve Piercy; Back judge: Aaron Orsatti; Field judge: Mitchel Remba;
 Side judge: Doug Hunt; Scorer: Natalie Iwamoto;
 Temperature: 80 deg. Wind: ENE 12 mph Weather: Mostly cloudy

Semifinal – Friday, Nov. 13, 2015 – Aloha Stadium. Attendance: 11,704
#2 Saint Louis 56, Mililani 30

	1	2	3	4		Total
Mililani (10-3)	14	0	0	16		30
Saint Louis (9-1)	14	35	7	0		56

1st 09:53 MILILANI - Timoteo, K. 27 pass from Milton,McKenzie (Kuloloia, I. kick)
 04:17 ST-LOUIS - Lefau, Saitaua 2 run (Tobias, Jacob kick)
 00:41 MILILANI - Malepeai, Vavae 1 run (Kuloloia, I. kick)
 00:23 ST-LOUIS - Kobayashi,Drew 76 pass from Tagovailoa,T. (Tobias, Jacob kick)
 2nd 09:29 ST-LOUIS - Spear, Jahvin 22 pass from Tagovailoa, T. (Tobias, Jacob kick)
 07:49 ST-LOUIS - Tagovailoa, T. 5 run (Tobias, Jacob kick)
 03:53 ST-LOUIS - Lefau, Saitaua 17 pass from Tagovailoa,T. (Tobias, Jacob kick)
 01:42 ST-LOUIS - Tagovailoa, T. 39 run (Tobias, Jacob kick)
 00:49 ST-LOUIS - Gonsalves, J. 6 run (Tobias, Jacob kick)
 3rd 06:03 ST-LOUIS - 42 64 fumble recovery (Tobias, Jacob kick)
 4th 09:29 MILILANI - Timoteo,K. 66 pass from Kuboyama-Hayash (Senas, Chad pass from Kuboyama-Hayash)
 01:23 MILILANI - Timoteo,K. 40 pass fr Kuboyama-Hayash (Kuboyama-Hayash rush)

	MILILANI	ST-LOUIS
FIRST DOWNS	25	20
RUSHES-YARDS (NET)	44-308	36-164
PASSING YDS (NET)	247	384
Passes Att-Comp-Int.....	29-15-4	19-16-0
TOTAL OFFENSE PLAYS-YARDS	73-555	55-548
Fumble Returns-Yards.....	1-29	1-64
Punt Returns-Yards.....	1--1	0-0
Kickoff Returns-Yards.....	7-140	2-33
Interception Returns-Yards....	0-0	4-78
Punts (Number-Avg).....	1-21.0	2-34.0
Fumbles-Lost.....	5-4	3-2
Penalties-Yards.....	7-54	9-89
Possession Time.....	23:19	24:41
Third-Down Conversions.....	8 of 13	2 of 6
Fourth-Down Conversions.....	1 of 3	0 of 2
Red-Zone Scores-Chances.....	1-1	4-6
Sacks By: Number-Yards.....	2-23	3-19

RUSHING: Mililani-Malepeai, Vavae 32-258; Milton,McKenzie 10-70; Kuboyama-Hayash 1-minus 5; Tauai, Makana 1-minus 15. **Saint Louis**-Tagovailoa, T. 7-58; Silofau, Jahred 3-51; Lefau, Saitaua 11-16; Silva, D. 5-16; Cordeiro, C. 2-15; Gonsalves, J. 5-6; Bonner, Maika 2-3; TEAM 1-minus 1.

PASSING: Mililani-Kuboyama-Hayash 10-15-1-165; Milton,McKenzie 5-14-3-82. **Saint Louis**-Tagovailoa, T. 15-18-0-376; Cordeiro, C. 1-1-0-8.

RECEIVING: Mililani-Timoteo, K. 7-158; Sallas, Rico 3-17; Tauai, Makana 2-14; Ventura, Bryson 1-40; Alama, Jarod 1-15; Malepeai, Vavae 1-3. **Saint Louis**-Lefau, Saitaua 4-102; Wilson, L. 4-74; Alejandro, Noah 3-80; Spear, Jahvin 3-41; Kobayashi, Drew 1-76; Young, Ronson 1-11.

INTERCEPTIONS: Mililani-None. **Saint Louis**-Saole, Jalen 2-63; Timbreza, R. 2-15.

FUMBLES: Mililani-Timoteo, K. 1-0; Tauai, Makana 1-1; Malepeai, Vavae 1-1; Alama, Jarod 1-1; Sallas, Rico 1-1. **Saint Louis**-Wilson, L. 1-0; Cordeiro, C. 1-1; Tagovailoa, T. 1-1.

Kickoff time: 7:39 pm End of Game: 10:19 pm Total elapsed time: 2:40
 Officials: Referee: Wade Miranda; Umpire: Todd Lynch; Linesman: Randy Morris;
 Line judge: Ralph Hasegawa; Back judge: Robert Victor; Field judge: Adam Marshal;
 Side judge: Duane Moku; Scorer: Natalie Iwamoto;
 Temperature: 79 deg. Wind: NE 21 MPH Weather: Partly cloudy, rain.

Championship – Friday, Nov. 20, 2015 – Aloha Stadium. Attendance: 19,699

#1 Kahuku 39, #2 Saint Louis 14

	1	2	3	4	Total
Saint Louis (9-2)	7	0	7	0	14
Kahuku (13-0)	13	9	7	10	39

Scoring Summary:

1st 11:08 ST-LOUIS - Paikai, K. 10 yd blocked punt return (Tobias, Jacob kick)
 06:29 KAHUKU - Ah-Hoy, Kesi 11 yd run (Sasaoka, Kekoa kick)
 01:48 KAHUKU - Ah-Hoy, Kesi 6 yd run (Sasaoka, Kekoa kick failed)
 2nd 04:04 KAHUKU - TEAM safety
 02:03 KAHUKU - Falemalu, J-R 27 yd pass from Ah-Hoy, Kesi (Sasaoka, Kekoa kick)
 3rd 10:04 KAHUKU - Kaniho, Kekaula 17 yd fumble recovery (Sasaoka, Kekoa kick)
 06:29 ST-LOUIS - Tagovailoa, T. 3 yd run (Tobias, Jacob kick)
 4th 04:56 KAHUKU - Ah-Hoy, Kesi 19 yd run (Sasaoka, Kekoa kick)
 00:07 KAHUKU - Sasaoka, Kekoa 31 yd field goal

	ST-LOUIS	KAHUKU
FIRST DOWNS	12	12
RUSHES-YARDS (NET)	16--52	51-165
PASSING YDS (NET)	191	63
Passes Att-Comp-Int.....	40-21-3	7-4-0
TOTAL OFFENSE PLAYS-YARDS	56-139	58-228
Fumble Returns-Yards.....	0-0	1-17
Punt Returns-Yards.....	2-30	1--1
Kickoff Returns-Yards.....	3-79	3-67
Interception Returns-Yards....	0-0	3-113
Punts (Number-Avg).....	4-31.8	5-31.8
Fumbles-Lost.....	3-3	1-1
Penalties-Yards.....	11-122	12-131
Possession Time.....	19:20	28:40
Third-Down Conversions.....	2 of 11	4 of 14
Fourth-Down Conversions.....	0 of 2	2 of 3
Red-Zone Scores-Chances.....	1-1	4-5
Sacks By: Number-Yards.....	0-0	4-26

RUSHING: Saint Louis-Lefau, Saitaua 5-16; Tagovailoa, T. 8-minus 1; TEAM 3-minus 67. **Kahuku**-Ah-Hoy, Kesi 30-103; Kenese, T. 4-48; Brown, Harmon 13-38; Tongi, LeRod 2-6; Renaud, Cameron 1-5; TEAM 1-minus 35.

PASSING: Saint Louis-Tagovailoa, T. 21-40-3-191. **Kahuku**-Renaud, Cameron 1-3-0-1; Ah-Hoy, Kesi 2-3-0-57; Mariterangi, J. 1-1-0-5.

RECEIVING: Saint Louis-Spear, Jahvin 6-45; Young, Ronson 4-52; Wilson, L. 4-46; Kobayashi, Drew 3-33; Alejado, Noah 2-16; Lefau, Saitaua 2-minus 1. **Kahuku**-Thompson, Draet 1-30; Falemalu, J-R 1-27; Brown, Harmon 1-5; Santiago, Louis 1-1.

INTERCEPTIONS: Saint Louis-None. **Kahuku**-Botelho, Stokes 2-113; Santiago, Louis 1-0.

FUMBLES: Saint Louis-TEAM 1-1; Tagovailoa, T. 1-1; Young, Ronson 1-1. **Kahuku**-TEAM 1-1.

Kickoff time: 8:10 PM End of Game: 10:59 PM Total elapsed time: 2:49
 Officials: Referee: Scott Smith; Umpire: Michael Simonds; Linesman: Craig Shaner;
 Line judge: Rhys Amimoto; Back judge: John Oku; Field judge: Mitchell Remba;
 Side judge: Brandis Mirafuentes;
 Temperature: 78 deg. Wind: SE 12 MPH Weather: Humidity - 90%

2016 Division 1



Quarterfinal – Friday, Nov. 4, 2016 – Kea‘au High School
Leilehua 26, #1 Hilo 25

	1	2	3	4	Total
Leilehua (5-7)	0	13	0	13	26
Hilo (8-2)	12	3	10	0	25

HILO - Kyan Miyasato 15 run. (Kaleihalia Tolentino-Perry kick)

HILO - Kahale Huddleston 5 run. (pass failed)

HILO - Kaleihalia Tolentino-Perry 28 field goal.

LEI - Jerome Holliday 10 pass from Konapiliahi Andres. (A. Tom-Makue kick)

LEI - Kalika Seumanutafa-Bryant, 1 run. (run failed)

HILO - Kaleihalia Tolentino-Perry 41 field goal.

HILO - Kahale Huddleston, 75 run. (Kaleihalia Tolentino-Perry kick)

LEI - Kawai Phifer, 39 pass from Konapiliahi Andres (A. Tom-Makue kick)

LEI - Konapiliahi Andres 7 run. (run failed)

RUSHING - Leilehua: Konapiliahi Andres 9-59, Kalika Seumanutafa-Bryant 13-41, Serafi Ulai 4-34, Kaleoaloha Piceno 12-21, Desmond Dawkins 1-9, Keanu Hirota 1-2, Kawai Phifer 1-(minus-8), Team 2-(minus-20). **Hilo:** Kahale Huddleston 16-216, Kaale Tiogangco 7-36, Nainoa Kane-Yates 4-19, Kyan Miyasato 1-15, Team 1-(minus-4).

PASSING - Leilehua: Konapiliahi Andres 15-24-0-167, Kaleoaloha Piceno 5-8-0-58, Kawai Phifer 0-1-0-0. **Hilo:** Kaale Tiogangco 9-19-0-88, Kyan Miyasato 6-12-1-58.

RECEIVING - Leilehua: Kawai Phifer 5-97, Kendrick Betzel 4-48, Chad Dilay 3-31, Kaleoaloha Piceno 6-22, Jayjay Antolin 1-17, Jerome Holliday 1-10. **Hilo:** Kahale Huddleston 4-38, Kainalu Tiogangco 2-24, Kaale Tiogangco 1-23, Lukas Kuipers 2-16, Joseph Pagan 2-15, Kaainaolu Lewis 1-14, Kaleihalia Tolentino-Perry 2-13, Nainoa Kane-Yates 1-3.

**Quarterfinal – Friday, Nov. 4, 2016 – War Memorial Stadium
Mililani 49, #4 Baldwin**

	1	2	3	4	Total
Mililani (7-3)	14	0	14	21	49
Baldwin (8-3)	7	14	7	0	28

Scoring Summary:

1st 10:11 MILILANI - OLOMUA, Jalen 7 run (SANTIAGO, Damie kick)
 01:58 MILILANI - VALLASDARES, An 65 pass fr GABRIEL, Dillon (SANTIAGO, Damie kick)
 00:38 BALDWIN - AKAKA, Chayce 1 run (MAGHANOY, Luke kick)
 2nd 09:16 BALDWIN - GOUVEIA, Kamaki 10 run (MAGHANOY, Luke kick)
 04:18 BALDWIN - AKAKA, Chayce 3 run (MAGHANOY, Luke kick)
 3rd 10:08 BALDWIN - WICKES, Bishop 47 pass from AKAKA, Chayce (MAGHANOY, Luke kick)
 07:04 MILILANI - OLOMUA, Jalen 1 run (SANTIAGO, Damie kick)
 01:45 MILILANI - VALLASDARES, An 57 pass fr GABRIEL, Dillon (SANTIAGO, Damie kick)
 4th 05:11 MILILANI - VALLASDARES, An 17 pass fr GABRIEL, Dillon (SANTIAGO, Damie kick)
 03:43 MILILANI - VALLASDARES, An 28 pass fr GABRIEL, Dillon (SANTIAGO, Damie kick)
 01:30 MILILANI - OLOMUA, Jalen 36 run (SANTIAGO, Damie kick)

	MILILANI	BALDWIN
FIRST DOWNS	24	14
RUSHES-YARDS (NET)	31-207	39-169
PASSING YDS (NET)	397	135
Passes Att-Comp-Int.....	35-22-1	23-6-2
TOTAL OFFENSE PLAYS-YARDS	66-604	62-304
Fumble Returns-Yards.....	0-0	0-0
Punt Returns-Yards.....	3-25	3-11
Kickoff Returns-Yards.....	4-64	7-86
Interception Returns-Yards....	2-22	1-37
Punts (Number-Avg).....	3-46.3	5-35.4
Fumbles-Lost.....	5-4	1-0
Penalties-Yards.....	18-182	6-56
Possession Time.....	19:54	28:06
Third-Down Conversions.....	5 of 9	1 of 11
Fourth-Down Conversions.....	0 of 1	0 of 2
Red-Zone Scores-Chances.....	3-4	3-6
Sacks By: Number-Yards.....	6-44	1-6

RUSHING: Mililani-OLOMUA, Jalen 11-96; GABRIEL, Dillon 8-57; KILA, Kailiohu 11-53; MUASAU, Darius 1-1. **Baldwin**-GOUVEIA, Kamaki 18-177; AKAKA, Chayce 16-14; CORPUZ, Daniel 2-0; MATA, Dalton 1-minus 1; WICKES, Bishop 1-minus 2; TEAM 1-minus 19.

PASSING: Mililani-GABRIEL, Dillon 22-35-1-397. **Baldwin**-AKAKA, Chayce 6-22-2-135; KUSUNOKI, Isaia 0-1-0-0.

RECEIVING: Mililani-KUBOYAMA-HAYASH 6-51; VALLASDARES, An 5-213; TOVI, Roman 4-47; LEE, Stanton 3-35; CHANG, Ryan 2-32; OLOMUA, Jalen 2-19. **Baldwin**-WICKES, Bishop 2-59; AWAI, Damien-Lu 2-8; GOUVEIA, Kamaki 1-61; SILVA, Shawn 1-7.

INTERCEPTIONS: Mililani-FOX. Keawe 1-20; GAPUSAN, Dustin 1-2. **Baldwin**-DEFRANCIA, Dami 1-37.

FUMBLES: Mililani-OLOMUA, Jalen 1-1; VALLASDARES, An 1-1; GABRIEL, Dillon 1-0; KILA, Kailiohu 1-1; GAPUSAN, Dustin 1-1. **Baldwin**-GOUVEIA, Kamaki 1-0.

Kickoff time: 6:35 pm End of Game: 9:20 pm Total elapsed time: 2:45
 Officials: Referee: Doug Hunt; Umpire: Michael Simonds; Linesman: Kevin Fuller;
 Line judge: MarshallHarvest; Back judge: Aaron Orsatti; Field judge: Santos
 Barbasa; Side judge: Robert Perkins;
 Temperature: 75 deg. Wind: NNE 18 mph Weather: Lt. Showers, 80% humidity

**Quarterfinal – Friday, Nov. 4, 2016 – Campbell High School
#2 Campbell 48, Waiakea 0**

	1	2	3	4		Total
Waiakea (3-9)	0	0	0	0		0
Campbell (7-4)	27	14	7	0		48

CAMP - Tasi Faumui, 31 run (Markus Katipunan kick blocked)
 CAMP - Kawika Ulufale 5 run (Markus Ramos pass from Ulufale)
 CAMP - Vernon Etrata-Daite 9 pass from Dustin Abillanida. (Katipunan kick)
 CAMP - Ulufale 21 run. (Kekahi Reiny-Aloy pass failed)
 CAMP - Ramos, 12 pass from Abillanida. (Katipunan kick)
 CAMP - Faumui 1 run. (Katipunan kick)
 CAMP - Ulufale 3 run. (Ariel Villnueva kick)

RUSHING - Waiakea: Wesley Amuimuia 15-71, Austin Deperalta 11-36, Sean Icari 3-11, Brandon Stewart 1-(minus-1), Jason Kua-Cantan 2-(minus-11), Team 2-(minus-27), Ksiolana Kon 4-(minus-27).
Campbell: Tasi Faumui 5-63, Jalen Elliott 3-38, Darius Cambe 6-30, Kawika Ulufale 4-18, Vernon Etrata-Daite 1-15, Kekahi Reiny-Aloy 2-5, Joshua Salvido 1-(minus-2), Ravyn Daligcod-Rivera 1-(minus-2), Dustin Abillanida 1-(minus-9).

PASSING - Waiakea: Ksiolana Kon 4-13-3-30, Wesley Amuimuia 1-2-0-(minus-8).
Campbell: Kawika Ulufale 6-10-1-129, Dustin Abillanida 7-10-0-82.

RECEIVING - Waiakea: Jason Kua-Cantan 2-22, Wesley Amuimuia 1-4, Kingsly Kaili 1-4, Austin Deperalta 1-(minus-8). **Campbell:** Fangaima Mailei 5-66, Markus Ramos 3-62, Vernon Etrata-Daite 3-45, Chance Medeiros 1-22, Tasi Faumui 1-16.

Quarterfinal – Friday, Nov. 4, 2016 – Roosevelt High School

#3 Iolani 17, Moanalua 14

	1	2	3	4	Total
Moanalua (5-7)	0	7	7	0	14
'Iolani (4-7)	7	7	3	0	17

Scoring Summary:

1st 01:07 IOLANI - GENOVIA, Justin 62 pass from MIZUTANI, Tai-J (MINAMI, Evan kick)
 2nd 11:50 IOLANI - PASCUA, KJ 10 run (MINAMI, Evan kick)
 09:21 MOANALUA - MIGUEL, Rylan 19 pass from YUEN, Nevin (AU, Nicholas-Al kick)
 3rd 07:06 MOANALUA - REED, Charles 6 pass from YUEN, Nevin (AU, Nicholas-Al kick)
 04:27 IOLANI - MINAMI, Evan 32 field goal, 8-55 2:39, MOANALUA 14 - IOLANI 17

	MOANALUA	IOLANI
FIRST DOWNS	14	19
RUSHES-YARDS (NET)	22-65	42-162
PASSING YDS (NET)	212	234
Passes Att-Comp-Int.....	34-25-1	27-12-0
TOTAL OFFENSE PLAYS-YARDS	56-277	69-396
Fumble Returns-Yards.....	0-0	0-0
Punt Returns-Yards.....	0-0	0-0
Kickoff Returns-Yards.....	4-107	2-16
Interception Returns-Yards....	0-0	1-10
Punts (Number-Avg).....	4-37.8	3-40.7
Fumbles-Lost.....	4-1	1-1
Penalties-Yards.....	5-84	10-79
Possession Time.....	22:24	25:36
Third-Down Conversions.....	5 of 12	6 of 13
Fourth-Down Conversions.....	0 of 2	2 of 3
Red-Zone Scores-Chances.....	2-2	2-4
Sacks By: Number-Yards.....	0-0	0-0

RUSHING: Moanalua-YUEN, Nevin 9-53; BENDER, Brandon 1-9; GREEN, Rasheen 11-6; MIGUEL, Rylan 1-minus 3. 'Iolani-PASCUA, KJ 28-132; MIZUTANI, Tai-J 11-34; TEAM 3-minus 4.

PASSING: Moanalua-YUEN, Nevin 25-34-1-212. 'Iolani-MIZUTANI, Tai-J 12-27-0-234.

RECEIVING: Moanalua-MIGUEL, Rylan 8-98; BENDER, Brandon 6-52; RAMONES, Ryan 5-37; REED, Charles 3-7; SMITH, Darrius 2-17; GREEN, Rasheen 1-1. 'Iolani-GENOVIA, Justin 5-156; KANESHIRO, Rayd 3-26; PASCUA, KJ 2-6; ANDERSON, Isaac 1-34; KANEDA, Jake 1-12.

INTERCEPTIONS: Moanalua-None. 'Iolani-FETUI-SALAVEA,J 1-10.

FUMBLES: Moanalua-YUEN, Nevin 2-1; GREEN, Rasheen 1-0; RAMONES, Ryan 1-0. 'Iolani-TEAM 1-1.

Kickoff time: 7:00 pm End of Game: 9:19 p.m Total elapsed time: 2:19
 Officials: Referee: Craig Shaner; Umpire: Brad Beavers; Linesman: Chris Knedel;
 Line judge: Pat Gallagher; Back judge: Mitchell Remba; Field judge: Ralph Hasegawa;
 Side judge: Kevin Howell;
 Temperature: 78 deg. Wind: NE 15 mph Weather: Passing Showers

**Semifinal – Friday, Nov. 11, 2016 – Mililani High School
Mililani 51, Leilehua 35**

	1	2	3	4	Total
Leilehua (5-8)	0	7	14	14	35
Mililani (8-3)	0	27	14	10	51

2nd 09:35 LEILEHUA - ANDRES, Kona 1 run (MAKUE, Akoni kick)
 07:37 MILILANI - KUBOYAMA-HAYASH 22 pass fr GABRIEL,Dillon(SANTIAGO,Damie kick)
 04:34 MILILANI - TOVI,Roman 19 pass fr GABRIEL,Dillon(SANTIAGO, Damie kick blk)
 03:22 MILILANI - GABRIEL, Dillon 4 run (SANTIAGO, Damie kick)
 01:06 MILILANI - CHANG,Ryan 19 pass from GABRIEL, Dillon (SANTIAGO, Damie kick)
 3rd 04:58 LEILEHUA - SEUMANUTAFABA-BRY 3 run (MAKUE, Akoni kick)
 02:50 MILILANI - OLOMUA, Jalen 10 run (SANTIAGO, Damie kick)
 01:10 MILILANI - KELA, Maui 10 fumble recovery (SANTIAGO, Damie kick)
 00:44 LEILEHUA - PHIFER, Kawai 78 pass from PICENO, Kaleo (MAKUE, Akoni kick)
 4th 09:56 MILILANI - KUBOYAMA-HAYASH 9 pass fr GABRIEL,Dillon (SANTIAGO,Damie kick)
 06:13 LEILEHUA - STEVENS, Deshay 50 blocked punt return (MAKUE, Akoni kick)
 02:20 MILILANI - SANTIAGO, Damie 24 field goal
 02:05 LEILEHUA - DAWKINS, Desmon 91 kickoff return (MAKUE, Akoni kick)

	LEILEHUA	MILILANI
FIRST DOWNS	18	21
RUSHES-YARDS (NET)	30-15	40-211
PASSING YDS (NET)	324	227
Passes Att-Comp-Int.....	36-17-1	26-16-0
TOTAL OFFENSE PLAYS-YARDS	66-339	66-438
Fumble Returns-Yards.....	0-0	1-10
Punt Returns-Yards.....	2-67	1-17
Kickoff Returns-Yards.....	8-182	3-65
Interception Returns-Yards....	0-0	1-15
Punts (Number-Avg).....	2-20.0	5-30.6
Fumbles-Lost.....	2-2	0-0
Penalties-Yards.....	7-69	18-166
Possession Time.....	22:23	25:30
Third-Down Conversions.....	10 of 15	3 of 10
Fourth-Down Conversions.....	0 of 2	1 of 1
Red-Zone Scores-Chances.....	2-3	7-7
Sacks By: Number-Yards.....	0-0	0-0

RUSHING: Leilehua-SEUMANUTAFABA-BRYANT 11-27; DAWKINS, Desmon 2-7; PICENO, Kaleo 10-6; HIROTA, Keanu 1-1; ANDRES, Kona 3-minus 7; BEITZEL, Kendri 2-minus 7; MAKUE, Akoni 1-minus 12. Mililani-OLOMUA, Jalen 13-86; GABRIEL, Dillon 11-56; MELEPEAI, Tasi 7-39; PARK, Kaine 1-12; GAPUSAN, Dustin 1-10; JOHNSON-SLAY, F 2-7; KILA, Kailiohu 3-3; TEAM 2-minus 2.

PASSING: Leilehua-ANDRES, Kona 7-23-1-119; PICENO, Kaleo 10-13-0-205. Mililani-GABRIEL, Dillon 16-25-0-227; VALLADARES, And 0-1-0-0.

RECEIVING: Leilehua-PHIFER, Kawai 7-233; BEITZEL, Kendri 6-64; PICENO, Kaleo 2-16; ANDRES, Kona 1-9; DILAY, Chad 1-2. Mililani-VALLADARES, And 5-58; LEE, Stanton 2-63; KUBOYAMA-HAYASH 2-31; TOVI, Roman 2-20; MELEPEAI, Tasi 2-12; CHANG, Ryan 1-19; OLOMUA, Jalen 1-13; IERIKO, Devin 1-11.

INTERCEPTIONS: Leilehua-None. Mililani-GAPUSAN, Dustin 1-15.

FUMBLES: Leilehua-BEITZEL, Kendri 1-1; ANTOLIN, Jayjay 1-1. Mililani-None.

Kickoff time: 4:37 pm End of Game: 7:38 pm Total elapsed time: 3:01
 Officials: Referee: Robert Victor; Umpire: Sam Wilson; Linesman: Allen Marshall;
 Line judge: Dan Bayne; Back judge: Steve Machado; Field judge: John Oku;
 Side judge: Jonathan Thorpe;
 Temperature: 85 deg. Wind: E 11 mph Weather: Mostly sunny

Semifinal – Friday, Nov. 11, 2016 – Mililani High School
#3 Iolani 35, #2 Campbell 12

	1	2	3	4		Total
'Iolani (5-7)	14	21	0	0		35
Campbell (7-5)	0	0	6	6		12

Scoring Summary:

1st 09:25 IOLANI - KANESHIRO, Ra29 pass from MIZUTANI, Tai-J (MINAMI, Evan kick)
 06:52 IOLANI - PASCUA, KJ 4 run (MINAMI, Evan kick)
 2nd 06:21 IOLANI - MIYAZAWA, Jonah 7 pass from MIZUTANI, Tai-J (MINAMI, Evan kick)
 03:04 IOLANI - PASCUA, KJ 1 run (MINAMI, Evan kick)
 00:19 IOLANI - KANESHIRO, Ra3 pass from MIZUTANI, Tai-J (MINAMI, Evan kick)
 3rd 01:33 CAMPBELL - RAMOS,Markus 1 pass fr ABILLANIDA,D.(ABILLANIDA,D. pass fail)
 4th 00:19 CAMPBELL - ULUFALE, Kawika 1 run (ULUFALE, Kawika pass failed)

	IOLANI	CAMPBELL
FIRST DOWNS	15	16
RUSHES-YARDS (NET)	23-84	28-124
PASSING YDS (NET)	197	146
Passes Att-Comp-Int.....	37-25-0	40-23-4
TOTAL OFFENSE PLAYS-YARDS	60-281	68-270
Fumble Returns-Yards.....	0-0	0-0
Punt Returns-Yards.....	1-16	2-1
Kickoff Returns-Yards.....	2-10	3-88
Interception Returns-Yards....	4-61	0-0
Punts (Number-Avg).....	5-29.2	4-29.8
Fumbles-Lost.....	2-2	5-2
Penalties-Yards.....	3-48	15-183
Possession Time.....	18:03	29:52
Third-Down Conversions.....	5 of 13	7 of 14
Fourth-Down Conversions.....	1 of 1	2 of 2
Red-Zone Scores-Chances.....	4-4	2-2
Sacks By: Number-Yards.....	0-0	0-0

RUSHING: 'Iolani-PASCUA, KJ 20-84; MIZUTANI, Tai-J 1-5; ANDERSON, Isaac 1-0; TEAM 1-minus 5. **Campbell**-FAUMUI, Tasi 8-55; ULUFALE, Kawika 9-46; ABILLANIDA, D. 6-19; TAFAI, Tyrese 1-4; FANGAIMA, M. 1-2; CAMBE, Darius 3-minus 2.

PASSING: 'Iolani-MIZUTANI, Tai-J 25-37-0-197. **Campbell**-ABILLANIDA, D. 15-27-2-109; ULUFALE, Kawika 8-13-2-37.

RECEIVING: 'Iolani-GENOVIA, Justin 8-67; KANESHIRO, Rayd 5-55; NAGAMI, Brent 4-37; MIYAZAWA, Jonah 4-25; ANDERSON, Isaac 2-10; PASCUA, KJ 1-4; SPENCER, Taylor 1-minus 1. **Campbell**-RAMOS, Markus 7-47; ETRATA-DAITE, V 6-36; FANGAIMA, M. 5-27; HENDERSON,Jalen 2-13; SALVIDO, Joshua 1-10; FAUMUI, Tasi 1-7; URSUA, Dylan 1-6.

INTERCEPTIONS: 'Iolani-LABOY, Makana 2-36; MENTO, Kyler 1-25; NISHIGAYA, Kaua 1-0. **Campbell**-None.

FUMBLES: 'Iolani-NAGAMI, Brent 1-1; PASCUA, KJ 1-1. **Campbell**-ABILLANIDA, D. 2-0; KAUHANE, Braden 1-1; FAUMUI, Tasi 1-0; FANGAIMA, M. 1-1.

Kickoff time: 8:10 pm End of Game: 10:48 pm Total elapsed time: 2:38
 Officials: Referee: Brandis Mirafue; Umpire: Rod Alama; Linesman: Scott Smith;
 Line judge: Van Peterson; Back judge: Aaron Orsatti; Field judge: Matt Dery;
 Side judge: Ron Tacadena;
 Temperature: 74 deg. Wind: Calm Weather: Partly cloudy

Championship – Friday, Nov. 30, 2016 – Aloha Stadium. Attendance: 5,292

Mililani 31, #3 Iolani 20

	1	2	3	4	Total
Mililani (9-3)	10	7	14	0	31
'Iolani (5-8)	7	3	3	7	20

Scoring Summary:

1st 07:10 MILILANI - SANTIAGO, Damien 29 yd field goal
 03:53 MILILANI - TUIVAIAVEOLOMUA 19 yd run (SANTIAGO, Damien kick)
 01:01 IOLANI - PASCUA, KJ 14 yd pass from MIZUTANI, T. (MINAMI, Evan kick)
 2nd 11:08 MILILANI - SAPP, Tasimasa 31 yd fumble recovery (SANTIAGO, Damien kick)
 09:26 IOLANI - MINAMI, Evan 36 yd field goal
 3rd 09:38 MILILANI - TUIVAIAVEOLOMUA 28 yd run (SANTIAGO, Damien kick)
 06:50 IOLANI - MINAMI, Evan 33 yd field goal
 04:39 MILILANI - KILA, Kailiohu 13 yd run (SANTIAGO, Damien kick)
 4th 02:30 IOLANI - PASCUA, KJ 5 yd pass from MIZUTANI, T. (MINAMI, Evan kick)

	MILILANI	IOLANI
FIRST DOWNS	23	17
RUSHES-YARDS (NET)	45-239	14--76
PASSING YDS (NET)	190	262
Passes Att-Comp-Int.....	32-20-3	48-22-2
TOTAL OFFENSE PLAYS-YARDS	77-429	62-186
Fumble Returns-Yards.....	1-31	0-0
Punt Returns-Yards.....	2-1	1-17
Kickoff Returns-Yards.....	2-18	6-71
Interception Returns-Yards....	2-23	3-38
Punts (Number-Avg).....	1-38.0	4-34.5
Fumbles-Lost.....	1-0	3-1
Penalties-Yards.....	11-124	2-18
Possession Time.....	27:34	20:26
Third-Down Conversions.....	8 of 16	5 of 14
Fourth-Down Conversions.....	1 of 4	0 of 1
Red-Zone Scores-Chances.....	3-5	4-4
Sacks By: Number-Yards.....	7-78	1-7

RUSHING: Mililani-MUASAU, Darius 22-101; TUIVAIAVE-OLOMUA 11-98; KILA, Kailiohu 6-35; GABRIEL, Dillon 5-6; TEAM 1-minus 1. 'Iolani-PASCUA, KJ 7-2; MIZUTANI, T. 7-minus 78.

PASSING: Mililani-GABRIEL, Dillon 20-32-3-190. 'Iolani-MIZUTANI, T. 22-48-2-262.

RECEIVING: Mililani-KUBOYAMA-HAYASHI 4-32; CHANG, Ryan 4-25; TUIVAIAVE-OLOMUA 3-59; VALLASDARES, A. 3-46; TOVI, Roman 3-19; LEE, Stanton 3-9. 'Iolani-PASCUA, KJ 6-102; GENOVIA, Justin 5-29; KANESHIRO, R. 4-29; MIYAZAWA, Jonah 3-47; NAGAMI, Brent 3-46; ANDERSON, Isaac 1-9.

INTERCEPTIONS: Mililani-PILANCA, Asher 1-13; GAPUSAN, Dustin 1-10. 'Iolani-FETUI-SALAVEA, J 1-18; BALDOMERO, H. 1-10; NISHIGAYA, Kaua 1-10.

FUMBLES: Mililani-GABRIEL, Dillon 1-0. 'Iolani-MIZUTANI, T. 2-1; NISHIGAYA, Kaua 1-0.

Kickoff time: 7:42 PM End of Game: 10:16 PM Total elapsed time: 2:34
 Officials: Referee: Shawn McGurrin; Umpire: Bryan Hoernig; Linesman: Wade Miranda;
 Line judge: Ralph Hasegawa; Back judge: Craig Shaner; Field judge: Ron Tacadena;
 Side judge: Doug Hunt;
 Temperature: 78 deg. Wind: NE 16 mph. Weather: Partly cloudy

2017 Division 1



Semifinal – Saturday, Nov. 4, 2017 – Wong Stadium #1 Hilo 26, Maui 7

	1	2	3	4	Total
Maui (5-6)	0	7	0	0	7
Hilo (9-1)	0	7	10	9	26

HILO 3:12 Guyson Ogata 14 pass from Kaleo Apao. (Kahaku Tolentino-Perry kick)

MAUI 2:51 Naia Nakamoto 67 run. (K. Kapisi kick)

HILO 3:57 Kaleo Ramos 8 run. (Kahaku Tolentino-Perry kick)

HILO 8:53 Keanu Keolanui 18 field goal.

HILO 7:45 Kahale Huddleston 5 run. (Kahaku Tolentino-Perry kick)

HILO 3:49 Safety. ball snapped out of the end zone

RUSHING - Maui: Naia Nakamoto 23-126; Solomone Tongi 7-33; Kainalu Tancayo 3-(minus 11); Team 1-(minus 24). **Hilo:** Kaleo Apao 18-128; Kahale Huddleston 14-62; Kaleo Ramos 7-22.

PASSING - Maui: Naia Nakamoto 1-2-0 33; K. Tancayo 2-6-0 9. **Hilo:** Kaleo Apao 7-17-2 57.

RECEIVING - Maui: Ssylvester Sonognini 1-33; Trent Takara 1-5; MMitchell Hirose 1-4. **Hilo:** Kainalu Tioganco 3-29; Kalaeonekuekaa Akui 2-18; Guyson Ogata 1-14; Kahale Huddleston 1-(minus 4).

**Semifinal – Saturday, Nov. 4, 2017 – Vidinha Stadium
Damien 13, #2 Kauai 10**

	1	2	3	4		Total
Damien (10-3)	6	0	7	0		13
Kauai (5-4)	3	7	0	0		10

Scoring Summary:

1st 11:03 KAUAI - NOICE, Logan 45 yd field goal
 06:40 DAMIEN - FAUFATA-PEDRINA 14 yd run (KAEO, Shiloh kick failed)
 2nd 02:05 KAUAI - NAKA'AHIKI-YOUN 2 yd run (NOICE, Logan kick)
 3rd 08:35 DAMIEN - LAUTI, Logan 31 yd pass from FAUFATA-PEDRINA (KAEO, Shiloh kick)

	DAMIEN	KAUAI
FIRST DOWNS	16	8
RUSHES-YARDS (NET)	37-142	31-94
PASSING YDS (NET)	120	58
Passes Att-Comp-Int.....	25-10-3	18-5-0
TOTAL OFFENSE PLAYS-YARDS	62-262	49-152
Fumble Returns-Yards.....	1-60	0-0
Punt Returns-Yards.....	2-7	1-27
Kickoff Returns-Yards.....	3-29	1-5
Interception Returns-Yards....	0-0	3-2
Punts (Number-Avg).....	2-38.0	6-32.2
Fumbles-Lost.....	2-2	3-2
Penalties-Yards.....	7-47	4-62
Possession Time.....	26:00	22:00
Third-Down Conversions.....	4 of 14	4 of 13
Fourth-Down Conversions.....	3 of 5	0 of 1
Red-Zone Scores-Chances.....	1-3	1-1
Sacks By: Number-Yards.....	0-0	0-0

RUSHING: Damien-FAUFATA-PEDRINA 14-75; KAUHI, Keoua 14-42; LAUTI, Logan 6-18; SULU, Aperamo 1-6; ARECCHI, Akila 1-3; TEAM 1-minus 2. **Kauai**-MANERA, C. 15-39; NAKA'AHIKI-YOUN 9-35; ALBAO, Aukai 5-13; PARBO, Hoku 1-7; AKAU, Pomai 1-0.

PASSING: Damien-FAUFATA-PEDRINA 10-25-3-120. **Kauai**-MANERA, C. 5-18-0-58.

RECEIVING: Damien-SEVILLEJA, L. 4-47; LAUTI, Logan 2-34; KAUHI, Keoua 2-17; ARECCHI, Akila 1-11; NATIVIDAD, J. 1-11. **Kauai**-NAKA'AHIKI-YOUN 3-36; PARBO, Hoku 1-14; RUIZ, Noah 1-8.

INTERCEPTIONS: Damien-None. **Kauai**-BISSARA, Kyle 1-2; HO'OPI'I, Noah 1-0; PARBO, Hoku 1-0.

FUMBLES: Damien-SEVILLEJA, L. 1-1; SULU, Aperamo 1-1. **Kauai**-MANERA, C. 3-2.

Kickoff time: 2:00 PM End of Game: 4:22 PM Total elapsed time: 2:22
 Officials: Referee: Scott Smith; Umpire: Bobby Carrillo; Linesman: T. Biesecker Jr;
 Line judge: Calvin Moniz; Back judge: P. Valenciano; Field judge: Jim Campbell;
 Side judge: Jonathan Thorpe;
 Temperature: 82 deg. Wind: NE 16 mph Weather: Overcast; humidity 73%

Championship – Saturday, Nov. 18, 2017 – Aloha Stadium. Attendance: 22,436

#1 Hilo 35, Damien 19

	1	2	3	4		Total
Damien (10-4)	13	0	6	0		19
Hilo (10-1)	7	14	7	7		35

Scoring Summary:

1st 11:38 DAMIEN - 9 Arecchi 96 kickoff return (54 Kaeo kick failed)
 03:09 DAMIEN - 10 Faufata-Pedr 1 run (54 Kaeo kick)
 02:15 HILO - 22 Huddleston 20 run (81 Tolentino-Pe kick)
 2nd 05:10 HILO - 22 Huddleston 12 run (81 Tolentino-Pe kick)
 00:58 HILO - 3 Apao, K. 22 run (81 Tolentino-Pe kick)
 3rd 06:04 DAMIEN - 11Natividad 19 pass fr 10Faufata-Pedr (10Faufata-Pedr rush fail)
 00:14 HILO - 13 Tioganco 5 pass from 3 Apao, K. (81 Tolentino-Pe kick)
 4th 08:53 HILO - 4 Kanehailua 21 pass from 3 Apao, K. (81 Tolentino-Pe kick)

	DAMIEN	HILO
FIRST DOWNS.....	13	18
RUSHES-YARDS (NET).....	25-81	45-180
PASSING YDS (NET).....	172	134
Passes Att-Comp-Int.....	33-15-1	13-8-0
TOTAL OFFENSE PLAYS-YARDS.....	58-253	58-314
Fumble Returns-Yards.....	0-0	0-0
Punt Returns-Yards.....	4-26	0-0
Kickoff Returns-Yards.....	5-142	1-11
Interception Returns-Yards....	0-0	1-21
Punts (Number-Avg).....	4-37.8	5-37.6
Fumbles-Lost.....	2-2	0-0
Penalties-Yards.....	5-50	7-37
Possession Time.....	21:36	26:24
Third-Down Conversions.....	6 of 14	5 of 12
Fourth-Down Conversions.....	1 of 3	0 of 0
Red-Zone Scores-Chances.....	2-2	3-4
Sacks By: Number-Yards.....	1-7	2-13

RUSHING: Damien- 8 Kauhi 10-45; 10 Faufata-Pedr 13-27; 9 Arecchi 1-6; 44 Kim 1-3.
 Hilo- 3 Apao, K. 20-98; 22 Huddleston 19-91; 21 Ramos 1-0; 13 Tioganco 1-minus 1;
 TEAM 4-minus 8.

PASSING: Damien-10 Faufata-Pedr 15-32-1-172; TEAM 0-1-0-0. Hilo- 3 Apao, K. 8-13-0-134.

RECEIVING: Damien- 9 Arecchi 3-46; 11 Natividad 3-32; 5 Lauti 3-25; 2 Sevilleja 2-31; 44 Kim 2-28; 8 Kauhi 2-10. Hilo-22 Huddleston 4-54; 13 Tioganco 2-29; 6 Akui 1-30; 4 Kanehailua 1-21.

INTERCEPTIONS: Damien-None. Hilo- 2 Apao, E. 1-21.

FUMBLES: Damien- 2 Sevilleja 1-1; 9 Arecchi 1-1. Hilo-None.

Kickoff time: 6:53 pm End of Game: 9:25 pm Total elapsed time: 2:32
 Officials: Referee: Craig Shaner; Umpire: Todd Lynch; Linesman: Randy Morris;
 Line judge: Teddy Biesecker; Back judge: Aaron Orsatti; Field judge: Travis Nakayama;
 Side judge: Matt Dery;
 Temperature: 75 deg. Wind: NNW 10 mph Weather: Cloudy; Humidity 64%

1999 – (8 teams)

Friday, Nov. 19		Friday, Nov. 26		Saturday, Dec. 4	
Saint Louis (10-1)		Saint Louis (11-1)		Saint Louis (12-1)	
Game #1 – 8 p.m.	53	56		19	
Aloha Stadium	21	0		0	
Waianae (8-3)		Game #5 – 5 p.m.		Saint Louis (13-1)	
Waimea (5-0-1)		Aloha Stadium			
Game #2 – 7:30 p.m.	20	Waimea (6-0-1)			
Vidinha Stadium	18				
Kailua (8-3)		Kahuku (11-1)		Game #7 – 7:30 p.m.	
Kahuku (10-1)		Aloha Stadium		Aloha Stadium	
Game #3 – 5 p.m.	47	27		Kahuku (12-1)	
Aloha Stadium	14	0			
Konawaena (10-0)		Game #6 – 8 p.m.			
Baldwin (10-0)		Aloha Stadium			
Game #4 – 7:30 p.m.	25	12			
War Memorial Stadium	19	Baldwin (11-0)			
Farrington (6-4-1)					



Participating teams, head coaches:

OIA (4 teams)	ILH (1 team)	MIL (1 team)	BIIF (1 team)	KIF (1 team)
Kahuku (10-1) Siuaki Livai	St. Louis (10-1) Cal Lee	Baldwin (10-0) Joe Balangitao	Konawaena (10-0) Roy Aukai	Waimea (5-0-1) Jon Kobayashi
Kailua (8-3) Darren Johnson				
Waianae (8-3) Leo Taaca				
Farrington (6-4-1) Harold Tanaka				

St. Louis still the best



Crusaders defeat Kahuku for state football title, 19-0

ADVERTISER STAFF

On a night when St. Louis appeared to be beatable, Kahuku found ways to beat itself.

The Crusaders (15-1) became Hawaii's first official state high school football champions by beating the Red Riders (12-3), 19-0, last night.

An Aloha Stadium crowd of 10,864 watched the Crusaders, ranked 15th in the

2000 – (8 teams)

Friday, Nov. 17		Friday, Nov. 24		Friday, Dec. 1	
Saint Louis (12-0)		Saint Louis (13-0)		Saint Louis (14-0)	
Game #1 – 5 p.m.	48				
Aloha Stadium	0	63			
Castle (9-3)		Game #5 – 8 p.m.		Saint Louis (14-0)	
Maui (10-0-1)		Aloha Stadium		20	
Game #2 – 7:30 p.m.	0	10			
War Memorial Stadium	21	Waianae (12-1)			
Waianae (11-1)		Game #6 – 5 p.m.		Kahuku (13-2)	
Kahuku (10-2)		Aloha Stadium		26	
Game #3 – 8 p.m.	43	Kahuku (11-2)			
Aloha Stadium	7	41			
Waimea (8-0)		Game #7 – 8 p.m.		Kahuku (12-2)	
Hilo (7-2)		Aloha Stadium			
Game #4 – 7:30 p.m.	0	26			
Wong Stadium	20	Kaimuki (10-3)			
Kaimuki (9-3)					



Participating teams, head coaches:

OIA (4 teams)	ILH (1 team)	MIL (1 team)	BIIF (1 team)	KIF (1 team)
Kahuku (10-2) Siuaki Livai	St. Louis (12-0) Cal Lee	Maui (10-0-1) Curtis Lee	Hilo (9-2) Albert Kawelu	Waimea (8-0) Jon Kobayashi
Waianae (11-1) Danny Matsumoto				
Kaimuki (9-3) Ron Oyama				
Castle (9-3) Nelson Maeda				

Kahuku stuns St. Louis



EUGENE TANNER • The Honolulu Advertiser

Kahuku coach Siuaki Livai gets drenched by Kahuku players after the Red Raiders pulled the upset of the ages by beating powerhouse St. Louis, 26-20.

Red Raiders claim state football title, 26-20

By Stacy Kaneshiro
ADVERTISER STAFF WRITER

After all those years of frustration, the Kahuku Red Raiders can finally say they are No. 1 in football.

Running backs Marcus Salanoa and Mulivai Pula rushed for two touchdowns each as Kahuku stunned nationally ranked St. Louis 26-20 to capture the Chevron State Football Championships title last night before 14,267 at Aloha Stadium.

"I can't believe it," Kahuku linebacker Douglas Hiu said. "This is for all those years we



LIVAI:
"This is for the OIA."

Raiders. Some of those losses were in the most frustrating fashion.

But not last night when the breaks — like three fumbles

couldn't do it. It's our turn. I love it."

In five previous O'ahu Prep Bowl meetings and last year's inaugural state championship, the Crusaders (14-1) beat the Red

by Kahuku that it recovered for crucial, positive yardage — went the Red Raiders' way.

"Finally, we got our own fumbles," Kahuku safety Aaron Francisco said.

Kahuku coach Siuaki Livai, in tears, deferred credit to his league, the O'ahu Interscholastic Association, which hasn't won the final football game of the year since 1984, when Leilehua beat St. Louis in the Prep Bowl, 10-0.

"This is for the OIA," he said. "All the OIA teams out

See KAHUKU, D4

2001 – (8 teams)

Friday, Nov. 16	Friday, Nov. 23	Friday, Nov. 30
Kahuku (11-0)		
Game #1 – 5 p.m. 57	Kahuku (12-0)	
Aloha Stadium 14	21	
Lahainaluna (8-2)		
Waimea (7-1)	Game #5 – 5 p.m.	Kahuku (13-0)
Game #2 – 7:30 p.m. 41	Aloha Stadium 7	21
Vidinha Stadium 20	Waimea (8-1)	
Castle (8-3)		
Saint Louis (8-0-1)		Game #7 – 7:30 p.m.
Game #3 – 7:30 p.m. 54	Saint Louis (9-0-1)	Aloha Stadium 14
Aloha Stadium 7	49	
'Aiea (10-1)		
Waiakea (8-2)	Game #6 – 7:30 p.m.	Saint Louis (10-0-1)
Game #4 – 7:30 p.m. 8	Aloha Stadium 7	
Wong Stadium 53	Kailua (10-2)	
Kailua (9-2)		



Participating teams, head coaches:

OIA (4 teams)	ILH (1 team)	MIL (1 team)	BIIF (1 team)	KIF (1 team)
Kahuku (11-0) Siukai Livai	St. Louis (8-0-1) Cal Lee	Lahainaluna (8-2) Robert Watson	Waiakea (8-2) Ed Rocha	Waimea (8-1) Jon Kobayashi
Kailua (9-2) Darren Johnson				
Castle (8-3) Nelson Maeda				
Aiea (10-1) Wendell Say				



Kahuku edges St. Louis

The Red Raiders win the state title for the second straight year, in what may have been Cal Lee's final game

By Jason Kawahara
www.starbulletin.com

Kahuku retained the state high school football title with a 21-14 victory over St. Louis last night at Aloha Stadium.

"The Red Raiders successfully defended the championship

year, man, but this is still sweet," Kahuku defensive end Jonathan Mays said. "The state kept talking, not respecting us. We proved everybody wrong again."

Kahuku's rushing game proved the difference, as running back Malvui Pulu ran for



The champs made the plays



ing this game, there was no way they were going to punt that ball and chance another disaster. You had to know it. Perros Ruzumatsua knew it. "I knew the ball was d'vating to me," he said. He held his shoulder and winced.

But he had that one last play in 1998. The snap came to him,

2002 – (8 teams)

Friday, Nov. 22	Friday, Nov. 29	Friday, Dec. 6
Saint Louis (8-2)		
Game #2 – 8 p.m. Aloha Stadium 41 23	Saint Louis (9-2)	
Farrington (6-6)		
Waimea (7-1)	Game #5 – 5 p.m. Aloha Stadium 51 0	Saint Louis (10-2)
Game #3 – 7:30 p.m. Vidinha Stadium 24 21	Waimea (8-1)	34
Kailua (9-2)		
Castle (8-4)	Game #6 – 7:30 p.m. Aloha Stadium 27 (30T)	Game #7 – 7:30 p.m. Aloha Stadium 34 15
Game #1 – 5:00 p.m. Aloha Stadium 35 0	Castle (9-4)	Saint Louis (11-2)
Hawai'i Prep (8-3)	Game #6 – 7:30 p.m. Aloha Stadium 21	
McKinley (8-4)	McKinley (9-4)	Castle (10-4)
Game #4 – 7:30 p.m. War Memorial Stadium 28 14		
Baldwin (8-1)		



Participating teams, head coaches:

OIA (4 teams)	ILH (1 team)	MIL (1 team)	BIIF (1 team)	KIF (1 team)
Castle (8-4) Nelson Maeda	Saint Louis (8-2) Delbert Tengan	Baldwin (8-1) Chad Kauhaahaa	Hawai'i Prep (8-3) Tom Goodspeed	Waimea (7-1) Jon Kobayashi
Kailua (9-2) Darren Johnson				
McKinley (8-4) David Tanuvasa				
Farrington (6-6) Randall Okimoto				

St. Louis' march back to No. 1 is complete



Crusaders down Castle, 34-15, for state football title

By Stacy Kaneshiro
ADVERTISING STAFF WRITER

There may be one state championship and 14 O'ahu Prep Bowl banners hanging in McCabe Gym at St. Louis School, but the most rewarding might be the one that goes up later this year.

St. Louis School, the most successful program in the past two decades, took two years of frustration out on

2003 – Division I (8 teams)

Friday, Nov. 21		Friday, Nov. 28		Friday, Dec. 5	
Kahuku (11-0)		Kahuku (12-0)			
Game #1 – 5 p.m.	41				
Aloha Stadium	3		35		
Kauai (5-3)		Game #5 – 5 p.m.		Kahuku (13-0)	
Hilo (8-2)		Aloha Stadium		27	
Game #2 – 7:30 p.m.	0		7		
Kea'au Stadium	27	Farrington (7-4-1)			
Farrington (6-4-1)				Game #7 – 8 p.m.	
Baldwin (9-1)		Baldwin (10-1)		Aloha Stadium	
Game #1 – 7:30 p.m.	20		6		
War Memorial Stadium	13	Game #6 – 8 p.m.		26	
Kailua (8-2-1)		Aloha Stadium		Saint Louis (9-1)	
Saint Louis (7-1)		Saint Louis (8-1)			
Game #4 – 8 p.m.	47		48		
Aloha Stadium	12			Kahuku (14-0)	
Mililani (9-2)					



Participating teams, head coaches:

OIA (4 teams)	ILH (1 team)	MIL (1 team)	BIIF (1 team)	KIF (1 team)
Kahuku (11-0) Siuaiki Livai	Saint Louis (7-1) Darnell Arceneaux	Baldwin (9-1) Chad Kauhaahaa	Hilo (8-2) Albert Kawelu	Kauai (5-3) Keli'i Morgado
Kailua (8-2-1) Darren Johnson				
Mililani (9-2) James Millwood				
Farrington (6-4-1) Randall Okimoto				

Red Raiders return

Kahuku rallies to beat Saint Louis for the state title in an unbelievable finish

By Nick Abramo
nabramo@statebulletin.com

Kahuku completed a fantastic comeback to beat Saint Louis 27-26 last night and win the First Hawaiian Bank State Division I Football Championship.

The Red Raiders (14-0) trailed 23-7 in the third quarter, but fought like mad for three scores to steal it away. Trailing 26-21 with time running out, Terlan

TD run catapulted Kahuku to its third championship in four years in front of 15,061 at Aloha Stadium. The Red Raiders also won in 2000 and '01 before Saint Louis took the title a year ago.

The Crusaders (9-2) looked like they were about to seal the victory after stopping Kahuku on four downs on the Saint Louis 32 with 2:17 left, but they failed to move the ball and wanted. Tauloto cut to the right

>> Aisa beats Damien 9-7 for inaugural Division II title. B4

by Stephen Lei at the 3 with 23 seconds left. The Kahuku side of the stadium erupted when Magalogo scored his second TD of the night off left tackle for the one-point margin with 19 seconds to go.

"We knew it wasn't our return site,

didn't know when. I'm glad we didn't wait until tomorrow.

"These kids sacrificed so much. For Hawaii, what more could you ask for. You just couldn't ask for a better championship game. To win the state championship is something to be proud of and to come from behind to do it is even better."

Still, the wild game wasn't over. B.J. Baits' return on the opposing kickoff helmet Saint

goal attempt was short. A roughing-the-kicker penalty allowed Santiago to try again, and his 40-yard boot went wide right to end what will be remembered as a classic contest.

"We had our opportunities," said Saint Louis first-year coach Darnell Arceneaux, who shook his head in disbelief. "The kids fought all the way to the end. I said it earlier, this game could come down to the last play. I

2004 – Division I (6 teams)

Friday, Nov. 19

Friday, Nov. 26

Friday, Dec. 3

		#1 Kahuku (10-1)	14		
		Game 3 – 5 p.m. Aloha Stadium	17	Leilehua (11-2)	7
Kealakehe (8-4)					
Game 1 – 7:30 p.m.	7				
Kealakehe Stadium	28	Leilehua (10-2)			
Leilehua (9-2)					
		#2 KS-Kapalama (8-1-1)	21		
		Game 4 – 8 p.m. Aloha Stadium	6	Game 5 – 8 p.m. Aloha Stadium	28
Lahainaluna (8-1-1)					
Game 2 – 7:30 p.m.	41				
War Memorial Stadium	34	Lahainaluna (9-2-1)		#2 KS-Kapalama (9-1-1)	
Mililani (10-1)					



#2 KS-Kapalama (10-1-1)

Participating teams, head coaches:

OIA (3 teams)	ILH (1 team)	MIL (1 team)	BIIF (1 team)
Kahuku (10-1) Siuaki Livai	KS Kapalama (8-1-1) Kanani Souza	Lahainaluna (8-1-1) Robert Watson	Kealakehe (8-4) Sam Papali'i
Mililani (10-1) James Millwood			
Leilehua (9-2) Nolan Tokuda			

Kamehameha is state's best

Warriors rally to beat Leilehua, 28-7, win first state title

BY STACY KANESHIRO
Advertiser Staff Writer

A big-time defensive effort and a dominating offensive line helped Kamehameha rally from a 7-0 halftime deficit to a 28-7 win last night in the First Hawaiian Bank State Football Division I Championship.

"This is great," said Kamehameha senior running back Jayson Rego, who had 212 yards rushing and the go-ahead score. "I can't describe how I feel right now. It's the



2005 – Division I (6 teams)

Friday-Saturday, Nov. 18-19

Saturday, Nov. 26

Friday, Dec. 2

		#1 Kahuku (9-1)	43		
		Game 3 – 4:30 p.m. Aloha Stadium	0	#1 Kahuku (10-1)	28
#4 Kealakehe (9-2)		Waianae (9-3)		Game 5 – 8 p.m. Aloha Stadium	
Game 1 – Nov. 18	14				
7:30 p.m. Kealakehe HS	21				
Waianae (8-3)					
		#2 Baldwin (11-0)	7		
		Game 4 – 7 p.m. Aloha Stadium	30	#3 Punahou (11-2)	21
#3 Punahou (9-2)					
Game 2 – Nov. 19	35				
6 p.m. Aloha Stadium	14				
Aiea (8-3)		#3 Punahou (10-2)			



#1 Kahuku (11-1)

Participating teams, head coaches:

OIA (3 teams)	ILH (1 team)	MIL (1 team)	BIIF (1 team)
Kahuku (9-1) Siuaki Livai	Punahou (9-2) Kale Ane	Baldwin (11-0) Jimmy Morimoto	Kealakehe (9-2) Sam Papali'i
Aiea (8-3) Wendell Say			
Waianae (8-3) Danny Matsumoto			

Kahuku turns back Punahou for Division I championship

Red Raiders rally for 28-21 win, fourth title in six years

BY STACY KANESHIRO
Advertiser Staff Writer

Nothing like second-guessing for Kahuku.

Instead of gambling on fourth-and-17 from the Punahou 47, Kahuku punted. It made the difference as the top-ranked Red Raiders scored the go-ahead points on a safety to rally past No. 2 Punahou, 28-21, last night for the First Hawaiian Bank Division I state football championship.



Te'o

An Aloha Stadium crowd of 24,667 watched the Red Raiders (11-1) come back from a 21-12 deficit early in the fourth quarter to nail down their fourth title in six years.

Running back Malosi Te'o rushed for 262 yards, including a 79-yard TD run that pulled



2006 – Division I (6 teams)

Friday, Nov. 17

Friday, Nov. 24

Friday, Dec. 1

		#1 Saint Louis (10-0)			
			10		
		Game 3 – 8 p.m. Aloha Stadium		#1 Saint Louis (11-0)	
			7	6	
#4 Kealakehe (12-0)		Waianae (8-4)		Game 5 – 8 p.m. Aloha Stadium	
Game 1 – 7:30 p.m.	14				
Waianae HS	28				
Waianae (7-4)					
		#2 Kahuku (9-2)			
			22		
		Game 4 – 5 p.m. Aloha Stadium		#2 Kahuku (10-2)	
			20	7	
#3 Baldwin (9-0-1)		#3 Baldwin (10-0-1)			
Game 2 – 7:30 p.m.	22				
War Memorial Stadium	17				
Mililani (8-3)					



#2 Kahuku (11-2)

Participating teams, head coaches:

OIA (3 teams)	ILH (1 team)	MIL (1 team)	BIIF (1 team)
Kahuku (9-2) Reggie Torres	Saint Louis (10-0) Delbert Tengan	Baldwin (9-0-1) Jimmy Morimoto	Kealakehe (12-0) Cliff Walters
Waianae (7-4) Danny Matsumoto			
Mililani (8-3) James Millwood			


Kahuku slips by Saint Louis

'7' proves to be the winning number

Rare pass play for Red Raiders was pulled off with perfection

BY WES NAKAMA
Advertiser Staff Writer

For Kahuku High School's much-maligned passing game last night, "7" was the lucky number. Until 23 seconds left in the game, the Red Raiders had completed only one pass (for 6 yards) in just five attempts out of their run-oriented option offense. But down 6-0 with no time-



TD pass and PAT with 23 seconds left lift Red Raiders to state title, 7-6

BY STACY KANESHIRO
Advertiser Staff Writer

The difference, it turned out, was a foot.

Richard Torres' 14-yard touchdown pass to Jordan Kapu with 23 seconds left and Kaika Sasaoka's PAT lifted No. 2 Kahuku past No. 1 Saint Louis, 7-6, last night to give the Red Raiders their second consecutive and fifth overall First Hawaiian Bank Division I state football championship.

An Aloha Stadium crowd of 18,870 — the third largest in the eight-year history of the tournament — shook the 50,000-seat structure with earthquake force. "I worked on that every day," Sasaoka said of the PAT. "My dad (Ken Sasaoka) helps me every day, teaching me how to kick."

The TD pass was only the second completion of the game for Torres. In fact, he didn't com-

2007 – Division I (6 teams)

Saturday, Nov. 17

Saturday, Nov. 24

Friday, Nov. 30

		#1 Saint Louis (10-0)	44		
		Game 3 – 4 p.m. Aloha Stadium	6	#1 Saint Louis (11-0)	16
#4 Kealakehe (10-2)		Waianae (9-3)		Game 5 – 8 p.m. Aloha Stadium	
Game 1 – 7 p.m.	17				
Kealakehe HS	21				
Waianae (8-3)					
		#2 Leilehua (8-4)	41		
		Game 4 – 7 p.m. Aloha Stadium	34	#2 Leilehua (9-4)	20
#3 Baldwin (8-1)					
Game 2 – 7 p.m.	26				
War Memorial Stadium	14				
Farrington (6-3-2)		#3 Baldwin (9-1)			



#2 Leilehua (10-4)

Participating teams, head coaches:

OIA (3 teams)	ILH (1 team)	MIL (1 team)	BIIF (1 team)
Leilehua (8-4) Nolan Tokuda	Saint Louis (10-0) Delbert Tengan	Baldwin (8-1) A.J. Roloos	Kealakehe (10-2) Gary Clark
Waianae (8-3) Danny Matsumoto			
Farrington (6-3-2) Randall Okimoto			

Man oh Manley!



Leilehua's sophomore quarterback engineers a late drive to upset Saint Louis in the Division I title game

Andrew Manley hit Edieson Dumlao for a 15-yard touchdown with 36 seconds left and Leilehua stunned previously unbeaten Saint Louis 20-16 to capture the Division I First Hawaiian Bank/HIF-SAA State Championship last night at Aloha Stadium.

LEILEHUA 20
SAINT LOUIS 16

Saint Louis got the football back one more time, but the Mules' Micah Cruz intercepted Crusaders quarterback Micah Mamiya's desperation pass as the Mules faithful went berserk.

Saint Louis made three first downs to bleed out about 4 minutes of clock after Leilehua

2008 – Division I (6 teams)

Friday, Nov. 21

Friday, Nov. 28

Friday, Dec. 5

		#1 Punahou (11-1)	35		
		Game 3 – 7 p.m.		#1 Punahou (12-1)	38
		Aloha Stadium	28		
#4 Kealakehe (9-2)		Farrington (9-3)		Game 5 – 7:30 p.m.	
Game 1 – 7:30 p.m.	13			Aloha Stadium	
Roosevelt HS	30				
Farrington (8-3)					
		#2 Kahuku (10-1)	10		
		Game 4 – 4 p.m.		#1 Punahou (13-1)	
		Aloha Stadium	17 (OT)		
#3 Baldwin (8-1)		Leilehua (10-2)		Leilehua (11-2)	7
Game 2 – 7:30 p.m.	15				
War Memorial Stadium	34				
Leilehua (9-2)					



Participating teams, head coaches:

OIA (3 teams)	ILH (1 team)	MIL (1 team)	BIIF (1 team)
Kahuku (10-1) Reggie Torres	Punahou (11-1) Kale Ane	Baldwin (8-1) A.J. Roloos	Kealakehe (9-2) Gary Clark
Farrington (8-3) Randall Okimoto			
Leilehua (9-2) Nolan Tokuda			

PUNAHOU 38, LEILEHUA 7

'IOLANI 35, RADFORD 20

Punahou reigns supreme; Raiders repeat in DII

Buffanblu capture first state football title by knocking off Leilehua

BY STACY KANESHIRO
Advertiser Staff Writer

The superlatives keep rolling in for Punahou School. The best high school athletics program in the country by Sports Illustrated. The best high school linebacker in the country in Manti Te'o. Soon to be the most powerful man in the world as an alumnus. Now, Punahou can add its first state football crown. Behind an air-tight defense, top-ranked Punahou buried No. 2 Leilehua, 38-7, last night in the championship of the First Hawaiian Bank State Football Division I tournament at Aloha Stadium. Punahou has won 25 different state tournaments of a possible 31 (including both genders). But now it has the crown jewel in the collection.

Almadova's 67-yard kickoff return for TD spurs second-half surge

BY WES NAKAMA
Advertiser Staff Writer

Breaking open a close game in the second half despite not running an offensive play in the third quarter, 'Iolani repeated as First Hawaiian Bank Division II Football State Champion last night with a 35-20 victory over Radford. It was the third DII state title in four years for the Raiders, who finished the season at 11-3. "Our coaches did a hell of a job preparing us, getting us in shape," said 'Iolani junior defensive tackle Seal'i Epenesa, who finished with a game-high 10 tackles, including four for a loss. "I give them all the credit." The Raiders defense needed to be in tip-top condition, considering the Rams (10-4) dominated the time-of-possession, 31 minutes and 44 seconds to 10:14.

2009 – Division I (6 teams)

Friday, Nov. 20

Friday, Nov. 27

Friday, Dec. 4

		#1 Kahuku (11-0)			
		9			
		(OT)			
		Game 3 – 4 p.m.		#1 Kahuku (12-0)	
		Aloha Stadium		21	
#4 Honoka'a (8-3)		6			
Game 1 – 7 p.m.	16				
Kealakehe HS	48				
Farrington (9-2)		Farrington (10-2)			
				Game 5 – 7:30 p.m.	
				Aloha Stadium	
		#2 KS-Kapalama (10-1)			
		40			
		Game 4 – 7 p.m.		#2 KS Kapalama (11-1)	
		Aloha Stadium		34	
#3 Baldwin (6-3)		0			
Game 2 – 6 p.m.	12				
War Memorial Stad.	48				
Leilehua (8-3)		Leilehua (9-3)			



KS Kapalama (12-1)

Participating teams, head coaches:

OIA (3 teams)	ILH (1 team)	MIL (1 team)	BIIF (1 team)
Kahuku (11-0) Reggie Torres	KS Kapalama (10-1) David Stant	Baldwin (6-3) A.J. Roloos	Honokaa (8-3) Fred Lau
Leilehua (8-3) Nolan Tokuda			
Farrington (9-2) Randall Okimoto			

KAMEHAMEHA 34, KAHUKU 21  'IOLANI 24, KAUA'I 17

Kamehameha, 'Iolani capture state titles



Warriors topple Kahuku, 34-21, for first title since 2004

BY STACY KANESHIRO
Advertiser Staff Writer

In a game billed for the defenses, No. 2 Kamehameha knocked off No. 1 Kahuku, 34-21, last night to capture the First Hawaiian Bank/Hawai'i High School Athletic Association Division I Football Championship.

An Aloha Stadium crowd of 21,661 saw the highest scoring title game, beating out Kahuku's 27-26 win against Saint Louis in 2003.

"Everybody knew it was going to be a defensive battle, but when (the media) says it, it becomes a battle like this," Kamehameha third-year coach David Stant said.

T.C. Campbell passed for 183 yards and three touchdowns and Ryan Ho rushed for 121 yards and two TDs to give the Warriors (12-1) their first title since 2004.

The Red Raiders (12-1), who could not cross mid-field, much less make a first

2010 – Division I (6 teams)

Friday, Nov. 12

Friday, Nov. 19

Friday, Nov. 26

		#1 Mililani (10-1)	41		
		Game 3 – 4 p.m. Aloha Stadium	48	Waianae (7-6)	13
#4 Kealakehe (10-1)	Game 1 – 7 p.m. 16	Waianae (6-6)		Game 5 – 7 p.m. Aloha Stadium	
Waianae HS	34				
Waianae (5-6)					
		#2 Saint Louis (9-1)	42		
		Game 4 – 7 p.m. Aloha Stadium	28	#2 Saint Louis (10-1)	36
#3 Baldwin (9-1)	Game 2 – 6 p.m. 26	Leilehua (9-2)			
War Memorial Stadium	35				
Leilehua (8-2)					



#2 Saint Louis (11-1)

Participating teams, head coaches:

OIA (3 teams)	ILH (1 team)	MIL (1 team)	BIIF (1 team)
Mililani (10-1) Rod York	Saint Louis (9-1) Darnell Arceneaux	Baldwin (9-1) A.J. Roloos	Kealakehe (10-1) Gary Clark
Leilehua (8-2) Nolan Tokuda			
Waianae (5-6) Danny Matsumoto			



DIVISION I CHAMPIONSHIP

Saint Louis back on top




2011 – Division I (6 teams)

Friday, Nov. 11

Friday, Nov. 18

Friday, Nov. 25

		#1 Kahuku (10-1)		
		13		
		(OT)		
		Game 3 – 7 p.m.	#1 Kahuku (11-1)	30
		Aloha Stadium		
#4 Kealakehe (10-1)		10		
Game 1 – 7 p.m.	24			
Kealakehe HS	35			
		Leilehua (10-1-1)		
			Game 5 – 7 p.m.	
			Aloha Stadium	
		#2 Punahou (10-2)		
		35		
		Game 4 – 4 p.m.	#2 Punahou (11-2)	24
		Aloha Stadium		
#3 Baldwin (8-1)		0		
Game 2 – 6 p.m.	28			
War Memorial Stadium	24			
		#3 Baldwin (9-1)		
		Farrington (10-1)		



Participating teams, head coaches:

OIA (3 teams)	ILH (1 team)	MIL (1 team)	BIIF (1 team)
Kahuku (10-1) Reggie Torres	Punahou (10-2) Kale Ane	Baldwin (8-1) A.J. Roloos	Kealakehe (10-1) Sam Kekuaokalani
Farrington (10-1) Randall Okimoto			
Leilehua (9-1-1) Nolan Tokuda			

RAIDER NATION

DIVISION I KAHUKU HANGS ON DIVISION II 'IOLANI ROLLS ON



2012 – Division I (6 teams)

Friday, Nov. 9

Friday, Nov. 16

Friday, Nov. 23

		#1 Kahuku (10-0)	47		
		Game 3 – 7:30 p.m. Aloha Stadium	14	#1 Kahuku (11-0)	42
#4 Kealakehe (10-1)		Farrington (10-2)		Game 5 – 7 p.m. Aloha Stadium	
Game 1 – 7 p.m.	25				
Kealakehe HS	34				
Farrington (9-2)					
		#2 Punahou (7-2)	49		
		Game 4 – 4:30 p.m. Aloha Stadium	19	#2 Punahou (8-2)	20
#3 Baldwin (7-2)		Mililani (10-2)			
Game 2 – 5 p.m.	13				
War Memorial Stadium	24				
Mililani (9-2)					



Participating teams, head coaches:

OIA (3 teams)	ILH (1 team)	MIL (1 team)	BIIF (1 team)
Kahuku (10-0) Reggie Torres	Punahou (7-2) Kale Ane	Baldwin (7-3) A.J. Roloos	Kealakehe (10-1) Sam Papali'i
Mililani (9-2) Rod York			
Farrington (9-2) Randall Okimoto			

RUNNING AWAY WITH IT

Star-Advertiser staff

Kahuku running back Aofaga Wily rushed for 188 yards and three touchdowns and the Red Raiders retained the Division I state football championship with a 42-20 win over Punahou on Friday night at Aloha Stadium.

INSIDE

>> **'Iolani again:** Raiders win sixth straight D-II crown. C6

Wily scored twice in the fourth quarter as the Red Raiders pulled away from the Buffanblu in the rematch of last year's final of the First Hawaiian Bank/HHSAA State Football Championship and captured the program's second straight state title and seventh overall.

Kahuku took a 21-0 lead into halftime before Punahou's Ryan Tuiasoa brought the Buffanblu back into contention with two touchdown runs in the third quarter.

But the Red Raiders scored three touchdowns in a span of 2:56 in the fourth quarter on two runs by Wily and Will Craven's fumble return on a kickoff to reclaim command of the game and maintain their grip on the state title.

Tuiasoa finished with 118 yards on 22 carries and scored three touchdowns for Punahou. The Kahuku defense came up with two



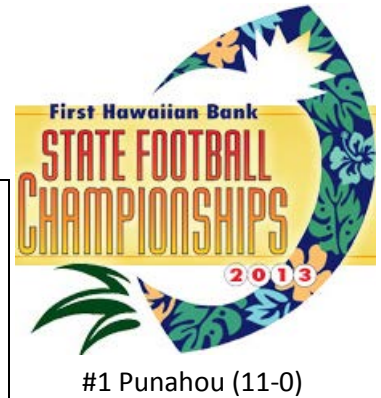
2013 – Division I (6 teams)

Friday, Nov. 8

Friday, Nov. 15

Saturday, Nov. 23

		#1 Punahou (9-0)			
		48			
#4 Baldwin (6-4)		Game 3 – 7:30 p.m.		#1 Punahou (10-0)	
Game 1 – 6 p.m.		Aloha Stadium		28	
3		6			
War Memorial Stadium		Farrington (9-3)			
21					
Farrington (8-3)					
		#2 Mililani (11-1)			
		41			
#3 Hilo (10-1)		Game 4 – 4:30 p.m.		#2 Mililani (12-1)	
Game 2 – 7 p.m.		Aloha Stadium		22	
27		7			
Kea'au HS		Campbell (9-3)			
42					
Campbell (8-3)					



Participating teams, head coaches:

OIA (3 teams)	ILH (1 team)	MIL (1 team)	BIIF (1 team)
Mililani (11-1)	Punahou (9-0)	Baldwin (6-4)	Hilo (10-1)
Rod York	Kale Ane	Kenneth "Keneke" Pacheco	David Baldwin
Farrington (8-3)			
Randall Okimoto			
Campbell (8-3)			
Amosa Amosa			

Punahou takes final step, wins Division I title



Punahou's Kanawai Noa pulled in a touchdown pass ahead of Mililani's Derren Iha during the first half of Saturday night's Division I title game at Aloha Stadium.

By Jason Kaneshiro
jkaneshiro@staradvertiser.com

Punahou quarterback Larry Tuleta threw three touchdown passes and the Buffanblu held off a furious Mililani comeback to capture the program's second state title with a 28-22 win in the Division I final of the First Hawaiian Bank/HHSAA State Football Championships on Saturday night at Aloha Stadium.

Tuleta threw for 202 yards and three touchdowns in the first half to send Punahou into halftime with a 21-8 lead, and the Buffanblu (11-0) survived a fourth-quarter rally after the Trojans (12-2) cut a 20-point lead to six with 3:53 left in the game.

INSIDE

>> **Division II:** Kaiser clamps down to take title. C8

Tuleta completed his high school career with his first state title after the Buffanblu fell short in the title game the previous two seasons.

He connected with Trent Sitar, Kanawai Noa and Dakota Torres for a 21-0 lead.

Mililani quarterback McKenzie Milton's 6-yard fade pass to Kalakaua Timoteo got the Trojans on the scoreboard with 16 seconds left in the first half. A 2-point conversion sent Mililani into halftime trailing 21-8.

Punahou running back

Wayne Taulapapa extended the lead to 28-8 with a 1-yard run on the first play of the fourth quarter.

Mililani responded with trickery as receiver Kalnoa Wilson took a handoff, pulled up and fired a 36-yard TD pass to Bronson Ramos with 10:45 left in the game.

After an interception by Jayson Cardines, the Trojans called the same play with the same result, this time Wilson hitting Ramos for a 62-yard strike to bring Mililani within six with 3:53 left.

Mililani stopped the Buffanblu to regain possession at the Trojans 46 with two minutes remaining. But Milton's pass on fourth-and-16 was intercepted by Joseph Augafa.

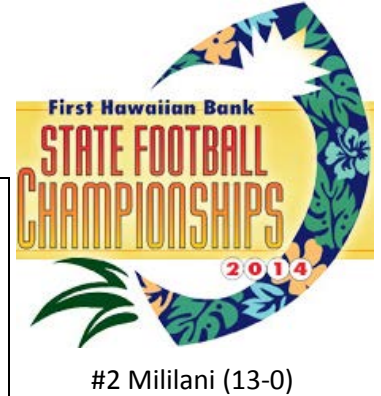
2014 – Division I (6 teams)

Friday, Nov. 7

Saturday, Nov. 15

Friday, Nov. 21

		#1 Punahou (7-0)	13		
		Game 3 – 7 p.m. Aloha Stadium	10	#1 Punahou (8-0)	45
Kahuku (8-2)		#4 Hilo (10-0)		Game 5 – 7:30 p.m. Aloha Stadium	
Game 1 – 7:30 p.m.	20				
Aloha Stadium	10				
		#2 Mililani (11-0)	17	#2 Mililani (12-0)	53
		Game 4 – 4 p.m. Aloha Stadium	14		
Farrington (8-2)		#3 Maui (7-2)			
Game 2 – 4:30 p.m.	22				
Aloha Stadium	6				



Participating teams, head coaches:

OIA (3 teams)	ILH (1 team)	MIL (1 team)	BIIF (1 team)
Mililani (11-0) Rod York	Punahou (7-0) Kale Ane	Maui (7-2) David Bui	Hilo (10-0) David Baldwin
Kahuku (8-2) Lee Leslie			
Farrington (8-2) Randall Okimoto			

Game for the ages

By Paul Honda
phonda@staradvertiser.com

McKenzie Milton is as efficient with words as he is with passes.


So it's just fine that his big-play target, Kalakaua Timoteo, unveiled the secret behind Mililani's relentlessly fast, mad-bombing offense.

"We work Sundays," Timoteo said of their year-round, bonus workouts. "We've been at this for how long already. We played Pop Warner together. It's to the point where we've just got to look at each other and we know what we've got to do. We'll be throwing this Sunday at Mililani. It was great balls all day, that's for sure. Thirteen (Milton) is the man behind the plan."

It promised to be, in so many ways, the most interesting game of the football season. Mililani and Punahou did more than that. No. 2 Mililani's 53-45 victory over No. 1 Punahou in the Division I final of the First Hawaiian Bank/HISAA State Championships may have been the most entertaining, thrilling and stunning battle in years.

"Credit Punahou. They played their hearts out and they deserved to win also," Trojans coach Rod York said.

Billy Hull, who penned the "Trench Warfare" series on the Star-Advertiser's hawaiiprep-



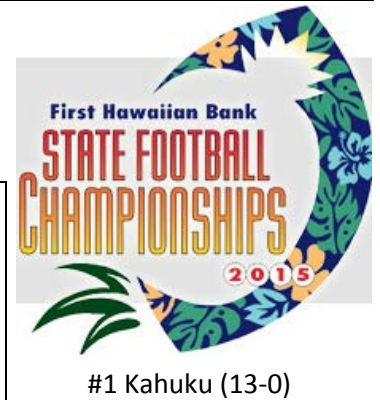
2015 – Division I (6 teams)

Friday, Nov. 6

Friday, Nov. 13

Friday, Nov. 20

		#1 Kahuku (11-0)					
		13					
		Game 3 – 4:30 p.m.		#1 Kahuku (12-0)		39	
		Aloha Stadium					
		0					
#4 Baldwin (8-3)		Waianae (9-3)					
Game 1 – 4:30 p.m.				Game 5 – 7:30 p.m.			
Aloha Stadium				Aloha Stadium			
6							
21							
Waianae (8-3)							
		#2 Saint Louis (8-1)					
		56					
		Game 4 – 7:30 p.m.		#2 Saint Louis (9-1)		14	
		Aloha Stadium					
		30					
#3 Hilo (7-4)		Mililani (10-2)					
Game 2 – 7:30 p.m.							
Aloha Stadium							
18							
62							
Mililani (9-2)							



Participating teams, head coaches:

OIA (3 teams)	ILH (1 team)	MIL (1 team)	BIIF (1 team)
Kahuku (11-0) Vavae Tata	Saint Louis (8-1) Cal Lee	Baldwin (8-3) Pohai Lee	Hilo (7-4) Kao Drummond
Mililani (9-2) Rod York			
Waianae (8-3) Walter Young			



KAPUTS FOR KAEPERNICK
A shoulder injury ends 49ers quarterback Colin Kaepernick's season >> C7

SURFING >> C6
NBA >> C8

Kahuku's grinding style proves formidable



Selfless players. They play for their brothers to the right and left of them. That's the beauty of Kahuku. They play their hearts out. Kahuku, everyone's homegrown."

Vavae Tata
Kahuku football coach

By Paul Honda
phonda@staradvertiser.com

All things being equal, or as close to it as possible, championship games are often determined by that one extra play. One unexpected delight for the winner. A disastrous hoo-hoo for the defeated. Kahuku already had a polished, unbeaten record entering the state tourney. When Bradlee Anae made the switch from part-time, two-way lineman to full-time defensive end, Kahuku gained yet one more gold star on its defensive report card. Anae, a tall (6 feet 4) presence with the right countenance to fit in the de-



JAMMAQUINO / JAGUINO@STARADVERTISER.COM

fensive unit, was probably never so impactful as he was on Friday night. Saint Louis quarterback Tua Tagovailoa normally escapes all manner of defensive schemes. But when he ducked out of a

blitz from one edge, there was almost always someone else — or a host of Red Raiders — waiting for his backfield maneuvers. Anae was a regular visitor to that expanse of synthetic

turf at Aloha Stadium. No. 99 made the night one of mostly misery for Tagovailoa, one of the most productive and unstoppable offensive weapons in state history.

Kahuku's Bradlee Anae sacked Saint Louis' Tua Tagovailoa in the first half of the Red Raiders' win over the Crusaders on Friday.

Kahuku's 39-14 win capped Vavae Tata's first year at the helm. In Anae, Kahuku had a physical specimen who was strong enough to play O-line in previous seasons. He also had the hands — he plays basketball — to possibly play tight end or even wide receiver. The same goes for Noah Magalei, who left defense to play tight end exclusively, meaning he became one of the key weapons in Kahuku's "Elephant" formation.

But this year, Anae, Magalei and so many of their teammates sacrificed to become a fit in Tata's vision of a wrecking-ball offense and, without question, a big, fast

Please see GRINDING, C9

2016 – Division I (8 teams)

Friday, Nov. 4		Friday, Nov. 11		Friday, Nov. 30	
#1 Hilo (8-1)		Leilehua (5-7)		Mililani (8-3)	
Game 1 – 7 p.m.	25				
Keaau High School	26	35			
Leilehua (4-7)		Game 5 – 4:30 p.m.		Mililani High School	
#4 Baldwin (8-2)		51		31	
Game 2 – 6:30 p.m.	28	Mililani (7-3)			
War Memorial Stadium	49				
Mililani (6-3)		Game 6 – 7:30 p.m.		Aloha Stadium	
#2 Campbell (6-4)		Mililani High School		20	
Game 3 – 7:30 p.m.	48	#2 Campbell (7-4)			
Campbell High School	0	12			
Waiakea (3-8)		Game 7 – 4:30 p.m.		Mililani (9-3)	
#3 Iolani (3-7)		Mililani High School			
Game 4 – 7 p.m.	17	35			
Roosevelt High School	14	#3 Iolani (4-7)			
Moanalua (5-6)					



Participating teams, head coaches:

OIA (4 teams)	BIIF (2 teams)	ILH (1 team)	MIL (1 team)
Campbell (6-4)	Hilo (8-1)	Iolani (3-7)	Baldwin (8-2)
Amosa Amosa	Kaeo Drummondo	Wendell Look	Pohai Lee
Mililani (6-3)	Waiakea (3-8)		
Rod York	Moku Pita		
Leilehua (4-7)	<h1>Mililani takes D-I prep football title</h1>		
Nolan Tokuda			
Moanalua (5-6)			
Savaii Eselu			



JAMM AQUINO / JAQUINO@STARADVERTISER.COM

The Mililani Trojans celebrated after beating Iolani to win the HHSAA Division I state title at Aloha Stadium on Friday. Below, Trojans quarterback Dillon Gabriel made a cut on the stadium turf while trying to run for yardage.


2017 – Division I (4 teams)

Saturday, Nov. 4

Saturday, Nov. 18

#1 Hilo (8-1)	26
Game 1 – 7:00 p.m. Wong Stadium	7
Maui (5-5)	
#2 Kauai (5-3)	10
Game 2 – 2:00 p.m. Vidinha Stadium	13
Damien (9-3)	

#1 Hilo (9-1)	35
Game 3 – 5:00 p.m. Aloha Stadium	
Damien (10-3)	19



#1 Hilo (10-1)

Participating teams, head coaches:

ILH (1 team) Damien (9-3) Eddie Klaneski
BIIF (1 team) Hilo (8-1) Kaeo Drummondo
MIL (1 team) Maui (5-5) Rodney Figueroa
KIF (1 team) Kauai (5-3) Derek Borrero



Big Island breakthrough

Huddleston and Apao help Hilo defeat Damien for the D-I title, the BIIF's first state football crown

By Jason Kaneshiro
jkaneshiro@hilo.com

At the start of the month, the Big Island hadn't won a game in the Division I state football tournament.

Thanks to a Hilo cross-back Saturday night, the Big Island Intercollegiate Football Association can now claim a championship.

Vikings running back Kahale Huddleston ran for two touchdowns, quarterback Kaimo Apao threw for two scores and ran for another and Hilo overcame a 13-point deficit to capture the BIIF's first state title with a 35-19 win over Damien in the Division I final of the First Hawaiian Bank State Football Championship.

"This is for Hilo, the Big Island and all the schools on the Big Island," Apao said.

Saturday's victory at Aloha Stadium punctuated a Viking conquest that began with a statement 62-35 win over 'Ohai in their first trip to Oahu back in early August.

"That set the tone a lot," Huddleston said. "We just wanted to keep going forward each day at practice... so we could get here."

Huddleston finished with 145 total yards (51 rushing, 94 receiving) while Apao ran for 98 yards on 20 attempts and completed eight of 13 pass attempts for 134 yards and two second-half touchdowns to effectively end the BIIF.

Apao also played safety and recorded a turnover.



STEVEN BRUNER / SPECIAL TO THE STAR ADVERTISER

Hilo running back Kahale Huddleston burst through a hole for a 12-yard touchdown run in the first half against Damien. Below, Hilo players celebrated their championship after beating Damien 35-19 for the Division I title.



Tougness. After Geller scored a header with nine minutes left in the fourth, Apao led Makana Kamehikane on a 25-yard fade for the game's final score.

Fa'afata Pua'ala finished his career with 27 rushing yards and 177th overall.

By Scoreboard

Division I (4)	10	8	8	8	8
Division II (1)	10	8	8	8	8

Headquarters
1000 Kalia Road, Honolulu, HI 96813
Tel: (808) 551-1111
Fax: (808) 551-1111
E-mail: info@hilo.com

2018 – Division I (4 teams)

Saturday, Nov. 9

Saturday, Nov. 18

#1 Hilo (8-1)

Game 1 – 7:00 p.m.
Wong Stadium

Maui (5-5)

#2 Waipahu (8-4)

Game 2 – 7:30 p.m.
Waipahu High School

Iolani (8-2)

Game 3 – 4:30 p.m.
Aloha Stadium



Participating teams, head coaches:

ILH (1 team)

Iolani (8-2)

Wendell Look

BIIF (1 team)

Hilo (8-1)

Kaeo Drummondo

MIL (1 team)

Maui (5-5)

James Kammerer

OIA (1 team)

Waipahu (8-4)

Bryson Carvalho

DIVISION I TEAMS	League	App.	Games	Won	Loss	Pct.	1st	2nd	SF	Tournament Appearances (Year) (*Asterisk denotes champion)
Aiea	OIA	2	2	0	2	0.000	0	0	0	2001-05
Baldwin	MIL	14	19	5	14	0.263	0	0	6	1999-2002-03-05-06-07-08-09-10-11-12-13-15-16
Campbell	OIA	2	4	2	2	0.500	0	0	2	2013-16
Castle	OIA	3	5	2	3	0.400	0	1	0	2000-01-02
Damien	ILH	1	2	1	1	0.500	0	1	0	2017
Farrington	OIA	10	16	6	10	0.375	0	0	6	1999-02-03-07-08-09-11-12-13-14
Hawaii Prep	BIIF	1	1	0	1	0.000	0	0	0	2002
Hilo	BIIF	7	8	2	6	0.250	1	0	0	2000-03-13-14-15-16-*17
Honokaa	BIIF	1	1	0	1	0.000	0	0	0	2009
Iolani	ILH	1	3	2	1	0.667	0	1	0	2016
Kahuku	OIA	13	28	23	5	0.821	8	2	3	1999-*2000-*01-*03-04-*05-*06-08-09-*11-*12-14-*15
Kailua	OIA	4	5	1	4	0.200	0	0	1	1999-2001-02-03
Kaimuki	OIA	1	2	1	1	0.500	0	0	1	2000
Kauai	KIF	2	2	0	2	0.000	0	0	1	2003-17
Kealakehe	BIIF	8	8	0	8	0.000	0	0	0	2004-05-06-07-08-10-11-12
Konawaena	BIIF	1	1	0	1	0.000	0	0	0	1999
KS Kapalama	ILH	2	4	4	0	1.000	2	0	0	*2004-*09
Lahainaluna	MIL	2	3	1	2	0.333	0	0	1	2001-04
Leilehua	OIA	7	16	10	6	0.625	1	2	4	2004-*07-08-09-10-11-16
Maui	MIL	3	3	0	3	0.000	0	0	1	2000-14-17
McKinley	OIA	1	2	1	1	0.500	0	0	1	2002
Mililani	OIA	9	15	8	7	0.533	2	1	3	2003-04-06-10-12-13-*14-15-*16
Moanalua	OIA	1	1	0	1	0.000	0	0	0	2016
Punahou	ILH	6	13	9	4	0.692	2	4	0	2005-*08-11-12-*13-14
Saint Louis	ILH	9	23	17	6	0.739	3	6	0	*1999-2000-01-*02--03-06-07-*10-15
Waiakea	BIIF	2	2	0	2	0.000	0	0	0	2001-16
Waianae	OIA	7	14	7	7	0.500	0	1	5	1999-2000-05-06-07-10-15
Waimea	KIF	4	7	3	4	0.429	0	0	3	1999-2000-01-02

DIVISION I TEAMS	App.																		App. Tournament Appearances (Year)				
		1999	2000	2001	2002	2003	2004	2005	2006	2007	2008	2009	2010	2011	2012	2013	2014	2015		2016	2017	2018	
Aiea	2			1			1															2	2001-05
Baldwin	14	1			1	1		1	1	1	1	1	1	1	1		1	1				14	1999-2002-03-05-06-07-08-09-10-11-12-13-15-16
Campbell	2														1						1	2	2013-16
Castle	3		1	1	1																	3	2000-01-02
Damien	1		1																		1	1	2017
Farrington	10	1			1	1				1	1	1		1	1	1						10	1999-02-03-07-08-09-11-12-13-14
Hawaii Prep	1				1																	1	2002
Hilo	7		1			1									1	1	1	1	1	1		7	2000-03-13-14-15-16-*17
Honokaa	1											1										1	2009
Iolani	1																				1	1	2016
Kahuku	13	1	1	1		1	1	1	1		1	1		1	1		1	1				13	1999-*2000-*01-*03-04-*05-*06-08-09-*11-*12-14-*15
Kailua	4	1		1	1	1																4	1999-2001-02-03
Kaimuki	1		1																			1	2000
Kauai	2					1															1	2	2003-17
Kealakehe	8						1	1	1	1	1		1	1	1							8	2004-05-06-07-08-10-11-12
Konawaena	1	1																				1	1999
KS Kapalama	2						1				1											2	*2004-*09
Lahainaluna	2			1			1															2	2001-04
Leilehua	7						1			1	1	1	1	1							1	7	2004-*07-08-09-10-11-16
Maui	2		1													1					1	2	2000-14-17
McKinley	1				1																	1	2002
Mililani	9					1	1		1			1		1	1	1	1	1				9	2003-04-06-10-12-13-*14-15-*16
Moanalua	1																				1	1	2016
Punahou	6							1			1		1	1	1	1						6	2005-*08-11-12-*13-14
Saint Louis	9	1	1	1	1	1			1	1		1							1			9	*1999-2000-01-*02--03-06-07-*10-15
Waiakea	2			1																	1	2	2001-16
Waianae	7	1	1					1	1			1									1	7	1999-2000-05-06-07-10-15

Campbell

App	Game	Date	Seed	Round	W	L	Opponent	PF	PA	Pt Diff	OT	Finish	Qtrs		Semi		Final	
													W	L	W	L	W	L
1	1	11/8/2013		qtr	1		Hilo (3)	42	27	15			1					
	2	11/15/2013		semi		1	Mililani (2)	7	41	-34		x				1		
2	3	11/4/2016	2	qtr	1		Waiakea	48	0	48			1					
	4	11/11/2016		semi		1	Iolani	6	35	-29		x					1	
										0								
										0								
										0								
										0								
										0								
										0								
										0								
										0								
										0								
										0								
										0								
										0								
										0								
										0								
										0								
										0								
										0								
										0								
										0								
										0								
		TOTAL			2	2		103	103	0			2	0	0	2	0	0

Damien

App	Game	Date	Seed	Round	W	L	Opponent	PF	PA	Pt Diff	OT	Finish	Qtrs		Semi		Final	
													W	L	W	L	W	L
1	1	11/4/2017		semi	1		Kauai (2)	13	10	3					1			
	2	11/18/2017		final		1	Hilo (1)	19	35	-16		2						1
										0								
										0								
										0								
										0								
										0								
										0								
										0								
										0								
										0								
										0								
										0								
										0								
										0								
										0								
										0								
										0								
										0								
										0								
										0								
										0								
										0								
										0								
										0								
										0								
										0								
										0								
		TOTAL			1	1		32	45	-13			0	0	1	0	0	1

Hawaii Prep

App	Game	Date	Seed	Round	W	L	Opponent	PF	PA	Pt Diff	OT	Finish	Qtrs		Semi		Final	
													W	L	W	L	W	L
1	1	11/22/2002		qtr		1	Castle	0	35	-35		x		1				
										0								
										0								
										0								
										0								
										0								
										0								
										0								
										0								
										0								
										0								
										0								
										0								
										0								
										0								
										0								
										0								
										0								
										0								
										0								
										0								
										0								
										0								
										0								
										0								
										0								
										0								
										0								
		TOTAL			0	1		0	35	-35			0	1	0	0	0	0

Hilo

App	Game	Date	Seed	Round	W	L	Opponent	PF	PA	Pt Diff	OT	Finish	Qtrs		Semi		Final		
													W	L	W	L	W	L	
1	1	11/17/2000		qtr		1	Kaimuki	0	20	-20		x							
2	2	11/21/2003		qtr		1	Farrington	0	27			x							
3	3	11/8/2013	3	qtr		1	Campbell	27	42	-15		x							
4	4	11/7/2014	4	qtr		1	Kahuku	10	20	-10		x							
5	5	11/6/2015	3	qtr		1	Mililani	18	62	-44		x							
6	6	11/4/2016	1	qtr		1	Leilehua	25	26	-1		x							
7	7	11/4/2017	1	semi	1		Maui	26	7	19					1				
	8	11/18/2017		final	1		Damien	35	19	16		1					1		
										0									
										0									
										0									
										0									
										0									
										0									
										0									
										0									
										0									
										0									
										0									
										0									
										0									
										0									
										0									
										0									
										0									
										0									
										0									
										0									
										0									
										0									
										0									
										0									
										0									
										0									
										0									
		TOTAL				2	6			141	223	-55		0	6	1	0	1	0

Iolani

App	Game	Date	Seed	Round	W	L	Opponent	PF	PA	Pt Diff	OT	Finish	Qtrs		Semi		Final	
													W	L	W	L	W	L
1	1	11/4/2016	3	qtr	1		Moanalua	17	14	3			1					
	2	11/11/2016		semi	1		Campbell	35	6	29					1			
	3	11/18/2016		final		1	Mililani	20	31	-11		2						1
										0								
										0								
										0								
										0								
										0								
										0								
										0								
										0								
										0								
										0								
										0								
										0								
										0								
										0								
										0								
										0								
										0								
										0								
										0								
										0								
										0								
										0								
										0								
										0								
										0								
										0								
										0								
										0								
										0								
		TOTAL			2	1		72	51	21			1	0	1	0	0	1

Kahuku

App	Game	Date	Seed	Round	W	L	Opponent	PF	PA	Pt Diff	OT	Finish	Qtrs		Semi		Final	
													W	L	W	L	W	L
1	1	11/19/1999		qtr	1		Konawaena	47	14	33			1					
	2	11/26/1999		semi	1		Baldwin	27	12	15					1			
	3	12/4/1999		final		1	Saint Louis	0	19	-19		2						1
2	4	11/17/2000		qtr	1		Waimea	43	17	26			1					
	5	11/24/2000		semi	1		Kaimuki	41	26	15					1			
	6	12/1/2000		final	1		Saint Louis	26	20	6		1						1
3	7	11/16/2001		qtr	1		Lahainaluna	57	14	43			1					
	8	11/23/2001		semi	1		Waimea	21	7	14					1			
	9	11/30/2001		final	1		Saint Louis	21	14	7		1						1
4	10	11/21/2003		qtr	1		Kauai	41	3	38			1					
	11	11/28/2003		semi	1		Farrington	35	7	28					1			
	12	12/5/2003		final	1		Saint Louis	27	26	1		1						1
5	13	11/26/2004	*	semi		1	Leilehua	14	17	-3		x			1			
6	14	11/26/2005	1	semi	1		Waianae	43	0	43					1			
	15	12/2/2005		final	1		Punahou (3)	28	21	7		1						1
7	16	11/24/2006	2	semi	1		Baldwin (3)	22	20	2					1			
	17	12/2/2006		final	1		Saint Louis (1)	7	6	1		1						1
8	18	11/28/2008	2	semi		1	Leilehua	10	17	-7	1	x			1			
9	19	11/27/2009	1	semi	1		Farrington	9	6	3	1				1			
	20	12/4/2009		final		1	KS Kapalama (2)	21	34	-13		2						1
10	21	11/18/2011	1	semi	1		Leilehua	13	10	3	2				1			
	22	11/25/2011		final	1		Punahou (2)	30	24	6		1						1
11	23	11/16/2012	1	semi	1		Farrington	47	14	33					1			
	24	11/23/2012		final	1		Punahou (2)	42	20	22		1						1
12	25	11/7/2014		qtr	1		Hilo	20	10	10			1					
	26	11/15/2014		semi		1	Punahou (1)	10	13	-3		x				1		
13	27	11/13/2015	1	semi	1		Waianae	13	0	13					1			
	28	11/20/2015		final	1		Saint Louis (2)	39	14	25		1						1
										0								
		TOTAL			23	5		754	405	349			5	0	10	3	8	2

Kailua

App	Game	Date	Seed	Round	W	L	Opponent	PF	PA	Pt Diff	OT	Finish	Qtrs		Semi		Final		
													W	L	W	L	W	L	
1	1	11/19/1999		qtr		1	Waimea	18	20	-2		x							
2	2	11/16/2001		qtr	1		Waiakea	53	6	47			1						
	3	11/23/2001		semi		1	Saint Louis	7	49	-42		x			1				
3	4	11/22/2002		qtr		1	Waimea	21	24	-3		x		1					
4	5	11/21/2003		qtr		1	Baldwin	13	20	-7		x		1					
										0									
										0									
										0									
										0									
										0									
										0									
										0									
										0									
										0									
										0									
										0									
										0									
										0									
										0									
										0									
										0									
										0									
										0									
										0									
										0									
										0									
										0									
										0									
										0									
										0									
										0									
										0									
										0									
										0									
										0									
		TOTAL				1	4			112	119	-7		1	3	0	1	0	0

Kaimuki

App	Game	Date	Seed	Round	W	L	Opponent	PF	PA	Pt Diff	OT	Finish	Qtrs		Semi		Final		
													W	L	W	L	W	L	
1	1	11/17/2000		qtr	1		Hilo	20	0	20			1						
	2	11/24/2000		semi		1	Kahuku	26	41	-15									
										0									
										0									
										0									
										0									
										0									
										0									
										0									
										0									
										0									
										0									
										0									
										0									
										0									
										0									
										0									
										0									
										0									
										0									
										0									
										0									
										0									
										0									
										0									
										0									
					1	1		46	41	5			1	0	0	1	0	0	

Kauai

App	Game	Date	Seed	Round	W	L	Opponent	PF	PA	Pt Diff	OT	Finish	Qtrs		Semi		Final		
													W	L	W	L	W	L	
1	1	11/21/2003		qtr		1	Kahuku	3	41	-38		x							
2	2	11/4/2017	2	semi		1	Damien	10	13	-3		x				1			
										0									
										0									
										0									
										0									
										0									
										0									
										0									
										0									
										0									
										0									
										0									
										0									
										0									
										0									
										0									
										0									
										0									
										0									
										0									
										0									
										0									
										0									
										0									
										0									
		TOTAL				0	2			13	54	-41		0	1	0	1	0	0

KS Kapalama

App	Game	Date	Seed	Round	W	L	Opponent	PF	PA	Pt Diff	OT	Finish	Qtrs		Semi		Final		
													W	L	W	L	W	L	
1	1	11/26/2004	*	semi	1		Lahainaluna	21	6	15					1				
	2	12/3/2004		final	1		Leilehua	28	7	21		1					1		
2	3	11/27/2009	2	semi	1		Leilehua	40	0	40					1				
	4	12/4/2009		final	1		Kahuku (1)	34	21	13		1					1		
										0									
										0									
										0									
										0									
										0									
										0									
										0									
										0									
										0									
										0									
										0									
										0									
										0									
										0									
										0									
										0									
										0									
										0									
										0									
										0									
										0									
										0									
										0									
										0									
										0									
		TOTAL				4	0			123	34	89		0	0	2	0	2	0

Maui

App	Game	Date	Seed	Round	W	L	Opponent	PF	PA	Pt Diff	OT	Finish	Qtrs		Semi		Final	
													W	L	W	L	W	L
1	1	11/17/2000		qtr		1	Waianae	0	21	-21		x						
2	2	11/7/2014	3	qtr		1	Farrington	6	22	-16		x	1					
3	3	11/4/2017		semi		1	Hilo (1)	7	26	-19		x			1			
										0								
										0								
										0								
										0								
										0								
										0								
										0								
										0								
										0								
										0								
										0								
										0								
										0								
										0								
										0								
										0								
										0								
										0								
										0								
										0								
										0								
										0								
										0								
		TOTAL			0	3		13	69	-56			0	2	0	1	0	0

Moanalua

App	Game	Date	Seed	Round	W	L	Opponent	PF	PA	Pt Diff	OT	Finish	Qtrs		Semi		Final	
													W	L	W	L	W	L
1	1	11/4/2016		qtr		1	lolani (3)	14	21	-7		x						
										0								
										0								
										0								
										0								
										0								
										0								
										0								
										0								
										0								
										0								
										0								
										0								
										0								
										0								
										0								
										0								
										0								
										0								
										0								
										0								
										0								
										0								
		TOTAL			0	1		14	21	-7			0	1	0	0	0	0

Saint Louis

App	Game	Date	Seed	Round	W	L	Opponent	PF	PA	Pt Diff	OT	Finish	Qtrs		Semi		Final	
													W	L	W	L	W	L
1	1	11/19/1999		qtr	1		Waianae	53	21	32			1					
	2	11/26/1999		semi	1		Waimea	56	0	56					1			
	3	12/4/1999		final	1		Kahuku	19	0	19		1					1	
2	4	11/17/2000		qtr	1		Castle	48	0	48			1					
	5	11/24/2000		semi	1		Waianae	63	10	53					1			
	6	12/1/2000		final		1	Kahuku	20	26	-6		2						1
3	7	11/16/2001		qtr	1		Aiea	54	7	47			1					
	8	11/23/2001		semi	1		Kailua	49	7	42					1			
	9	11/30/2001		final		1	Kahuku	14	21	-7		2						1
4	10	11/22/2002		qtr	1		Farrington	41	23	18			1					
	11	11/29/2002		semi	1		Waimea	51	0	51					1			
	12	12/6/2002		final	1		Castle	34	15	19		1					1	
5	13	11/21/2003		qtr	1		Mililani	47	12	35			1					
	14	11/28/2003		semi	1		Baldwin	48	6	42					1			
	15	12/5/2003		final		1	Kahuku	26	27	-1		2						1
6	16	11/24/2006	1	semi	1		Waianae	10	7	3					1			
	17	12/1/2006		final		1	Kahuku (2)	6	7	-1		2						1
7	18	11/24/2007	1	semi	1		Waianae	44	6	38					1			
	19	11/30/2007		final		1	Leilehua (2)	16	20	-4		2						1
8	20	11/19/2010	2	semi	1		Leilehua	42	28	14					1			
	21	11/26/2010		final	1		Waianae	36	13	23		1					1	
9	22	11/13/2015	2	semi	1		Mililani	56	30	26					1			
	23	11/20/2015		final		1	Kahuku (1)	14	39	-25		2						1
										0								
										0								
										0								
										0								
										0								
										0								
										0								
		TOTAL			17	6		847	325	522			5	0	9	0	3	6

Waiakea

App	Game	Date	Seed	Round	W	L	Opponent	PF	PA	Pt Diff	OT	Finish	Qtrs		Semi		Final	
													W	L	W	L	W	L
1	1	11/16/2001		qtr		1	Kailua	6	53	-47		x						
2	2	11/4/2016		qtr		1	Campbell (2)	0	48	-48		x						
										0								
										0								
										0								
										0								
										0								
										0								
										0								
										0								
										0								
										0								
										0								
										0								
										0								
										0								
										0								
										0								
										0								
										0								
										0								
										0								
										0								
										0								
										0								
										0								
										0								
										0								
										0								
										0								
										0								
										0								
		TOTAL			0	2		6	101	-95			0	2	0	0	0	0

HHSAA Football Record Book
Division I seeds by year

Year	#1 Seed	#2 Seed	#3 Seed	#4 Seed	Unseeded
1999					
2000					
2001					
2002					
2003					
2004	Kahuku OIA	Kamehameha ILH	Lahainaluna MIL	Kealakehe BIIF	
2005	Kahuku OIA	Baldwin MIL	Punahou ILH	Kealakehe BIIF	
2006	Saint Louis ILH	Kahuku OIA	Baldwin MIL	Kealakehe BIIF	
2007	Saint Louis ILH	Leilehua OIA	Baldwin MIL	Kealakehe BIIF	
2008	Punahou ILH	Kahuku OIA	Baldwin MIL	Kealakehe BIIF	
2009	Kahuku OIA	Kamehameha ILH	Baldwin MIL	Honokaa BIIF	
2010	Mililani OIA	Saint Louis ILH	Baldwin MIL	Kealakehe BIIF	
2011	Kahuku OIA	Punahou ILH	Baldwin MIL	Kealakehe BIIF	
2012	Kahuku OIA	Punahou ILH	Baldwin MIL	Kealakehe BIIF	
2013	Punahou ILH	Mililani OIA	Hilo BIIF	Baldwin MIL	
2014	Punahou ILH	Mililani OIA	Maui MIL	Hilo BIIF	
2015	Kahuku OIA	Saint Louis ILH	Hilo BIIF	Baldwin MIL	
2016	Hilo BIIF	Campbell OIA	Iolani ILH	Baldwin MIL	
2017	Hilo BIIF	Kauai KIF	(none)	(none)	Maui (MIL)
					Damien (ILH)
2018	Hilo BIIF	Waipahu OIA	(none)	(none)	Maui (MIL)
					Iolani (ILH)

HHSAA Football Record Book
Division I seeds by year

DIVISION 1 (1999-present, seeding since 2004)																			
#1 SEED					#2 SEED					#3 SEED					#4 SEED				
OIA	ILH	BIIF	MIL	KIF	ILH	OIA	MIL	KIF	BIIF	MIL	BIIF	ILH	OIA	KIF	BIIF	MIL	OIA	ILH	KIF
7	5	2	0	0	6	6	1	1	0	9	2	2	0	0	10	3	0	0	0

TEAM	League	Year	TEAM	League	Year	TEAM	League	Year	TEAM	League	Year
Kahuku (6)	OIA	2004-05-09-11-12-15	KS Kapalama (2)	ILH	2004-09	Baldwin (7)	MIL	2006-07-08-09-10-11-12	Kealakehe (8)	BIIF	2004-05-06-07-08-10-11-12
Punahou (3)	ILH	2008-13-14	Kahuku (2)	OIA	2006-08	Hilo (2)	BIIF	2013-15	Baldwin (3)	MIL	2013-15-16
Saint Louis (2)	ILH	2006-07	Saint Louis (2)	ILH	2010-15	Lahainaluna (1)	MIL	2004	Honokaa (1)	BIIF	2009
Mililani (1)	OIA	2010	Punahou (2)	ILH	2011-12	Punahou (1)	ILH	2005	Hilo (1)	BIIF	2013
Hilo (2)	BIIF	2016-17	Mililani (2)	OIA	2013-14	Maui (1)	MIL	2014			
			Baldwin (1)	MIL	2005	Iolani (1)	ILH	2016			
			Leilehua (1)	OIA	2007						
			Campbell (1)	OIA	2016						
			Kauai (1)	KIF	2017						